



US00D988411S

(12) **United States Design Patent**
Colvin et al.

(10) **Patent No.:** **US D988,411 S**
(45) **Date of Patent:** **** Jun. 6, 2023**

(54) **ELECTRONIC GAMING MACHINE WITH DUAL DISPLAYS**

(71) Applicant: **GAMING ARTS, LLC**, Las Vegas, NV (US)

(72) Inventors: **David Colvin**, Las Vegas, NV (US);
Eric D. Colvin, Las Vegas, NV (US)

(73) Assignee: **Gaming Arts, LLC**, Las Vegas, NV (US)

(**) Term: **15 Years**

(21) Appl. No.: **29/697,112**

(22) Filed: **Jul. 3, 2019**

(51) **LOC (14) Cl.** **21-01**

(52) **U.S. Cl.**
USPC **D21/369**

(58) **Field of Classification Search**
USPC D21/369, 370; D14/374, 375
CPC G07F 17/32; G07F 17/34; G07F 17/3211;
G07F 17/3244; G07F 17/3267
See application file for complete search history.

(56) **References Cited**

U.S. PATENT DOCUMENTS

D499,145 S *	11/2004	Yao	D20/7
D519,568 S *	4/2006	Yao	D21/369
D719,615 S *	12/2014	Inoue	D21/385
D742,975 S *	11/2015	Myers	D21/370
D890,265 S *	7/2020	Johnson	D21/369
D890,850 S *	7/2020	Johnson	D21/369
D890,851 S *	7/2020	Johnson	D21/369
D905,172 S *	12/2020	Zedell, Jr.	D21/369
D923,102 S *	6/2021	McGahn	D21/370

(Continued)

Primary Examiner — Ryan Harvey

(74) *Attorney, Agent, or Firm* — FisherBroyles, LLP; Rob L. Phillips

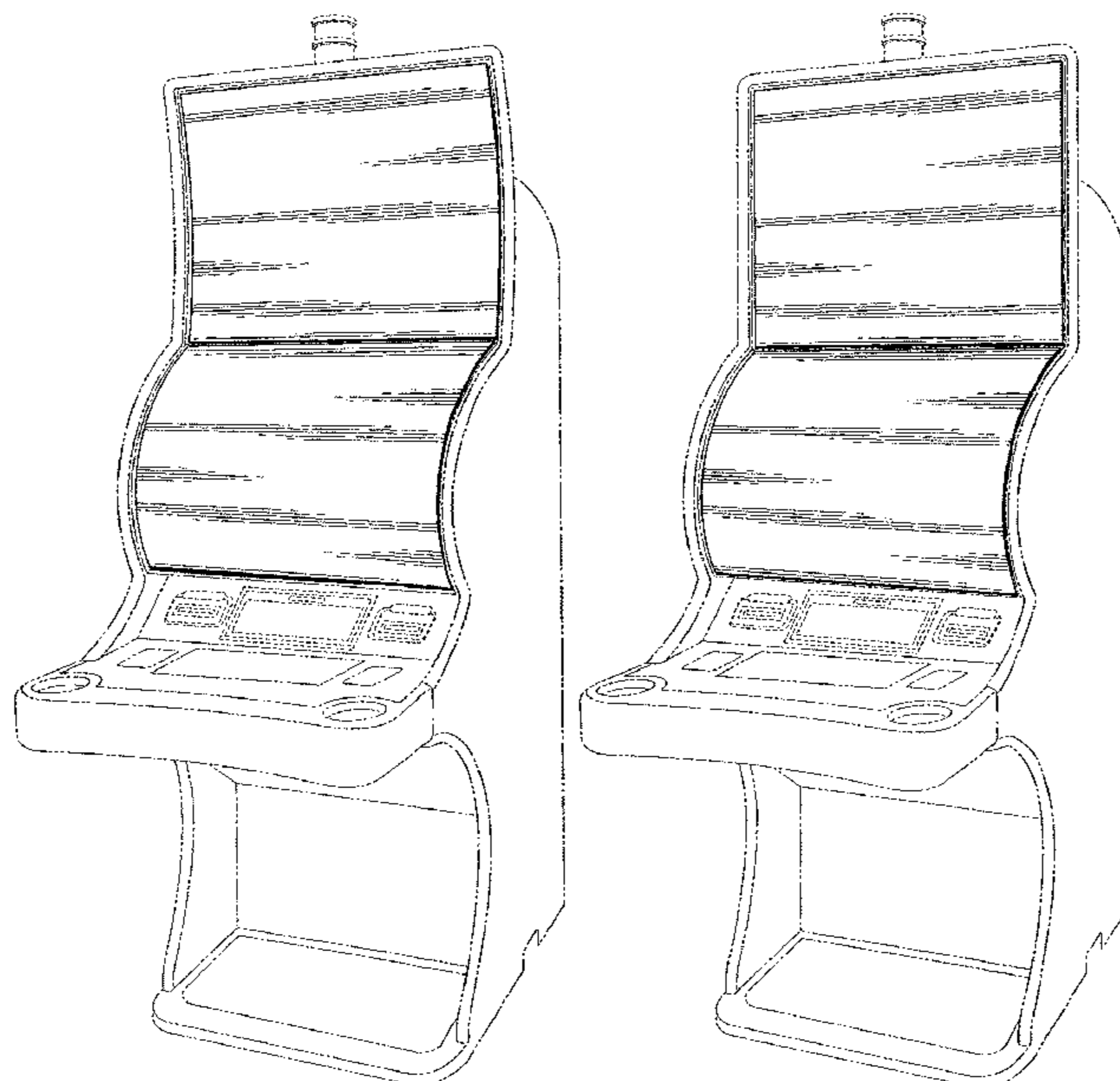
(57) **CLAIM**

The ornamental design for an electronic gaming machine with dual displays, as shown and described.

DESCRIPTION

FIG. 1 is a perspective view of the first embodiment of the electronic gaming machine with dual displays showing our new design;
 FIG. 2 is a front elevational view of the electronic gaming machine with dual displays of FIG. 1;
 FIG. 3 is a right side elevational view of the electronic gaming machine with dual displays of FIG. 1;
 FIG. 4 is a top plan view of the electronic gaming machine with dual displays of FIG. 1;
 FIG. 5 is a rear elevational view of the electronic gaming machine with dual displays of FIG. 1;
 FIG. 6 is a left side elevational view of the electronic gaming machine with dual displays of FIG. 1;
 FIG. 7 is a bottom plan view of the electronic gaming machine with dual displays of FIG. 1;
 FIG. 8 is a perspective view of a second embodiment of the electronic gaming machine with dual displays of our new design;
 FIG. 9 is a front elevational view of the electronic gaming machine with dual displays of FIG. 8;
 FIG. 10 is a right side elevational view of the electronic gaming machine with dual displays of FIG. 8;
 FIG. 11 is a top plan view of the electronic gaming machine with dual displays of FIG. 8;
 FIG. 12 is a rear elevational view of the electronic gaming machine with dual displays of FIG. 8;
 FIG. 13 is a left side elevational view of the electronic gaming machine with dual displays of FIG. 8; and,
 FIG. 14 is a bottom plan view of the electronic gaming machine with dual displays of FIG. 8.
 In the drawings, the broken lines depict environmental subject matter only and form no part of the claimed design.

1 Claim, 6 Drawing Sheets



(56)

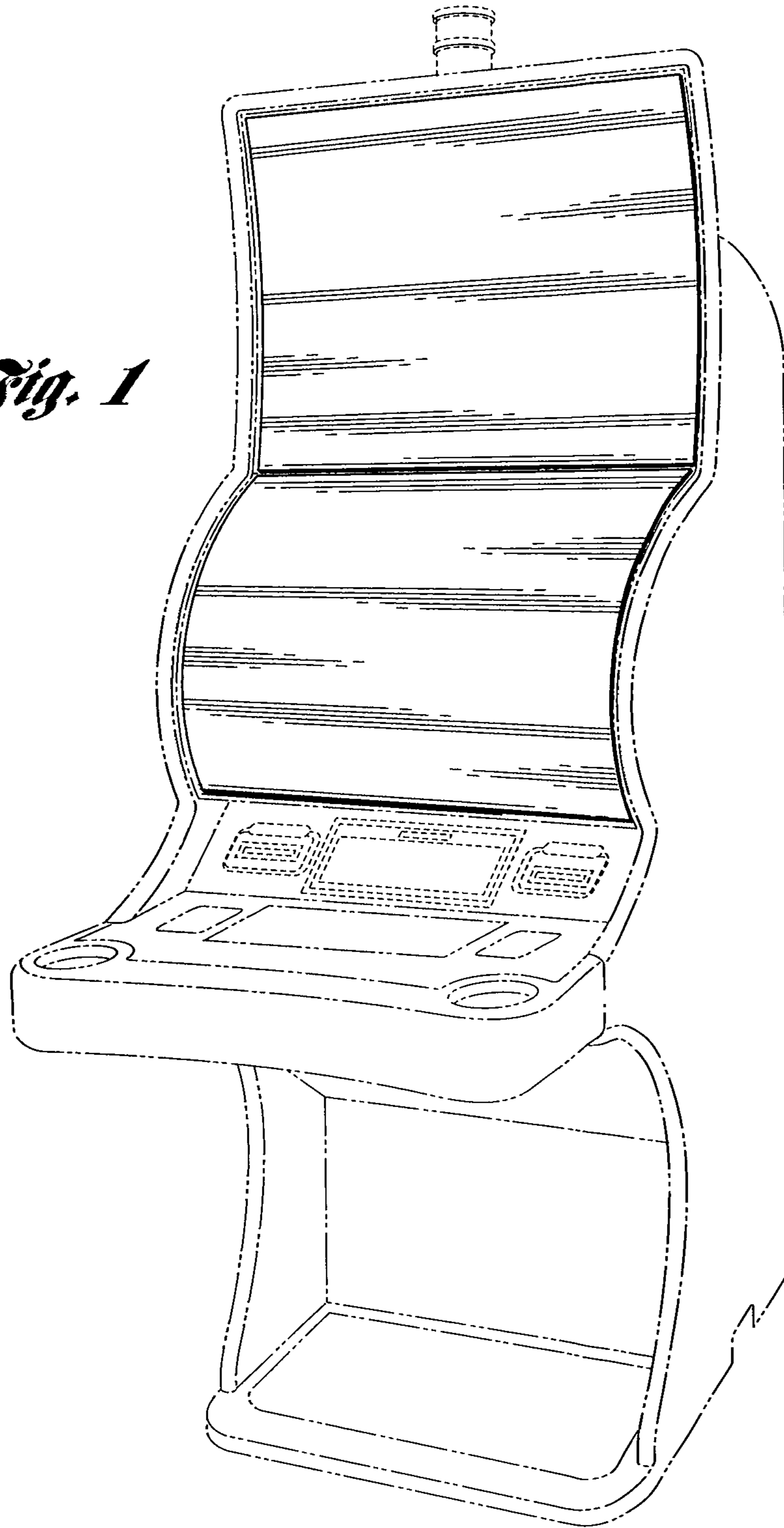
References Cited

U.S. PATENT DOCUMENTS

D926,889 S * 8/2021 Bruzzese D21/369
D934,347 S * 10/2021 Ocampo D21/370
D974,472 S * 1/2023 Colvin D21/329
2019/0096166 A1* 3/2019 Shimizu G07F 17/34
2022/0180695 A1* 6/2022 Fritz G07F 17/3216

* cited by examiner

Fig. 1






Fig. 2

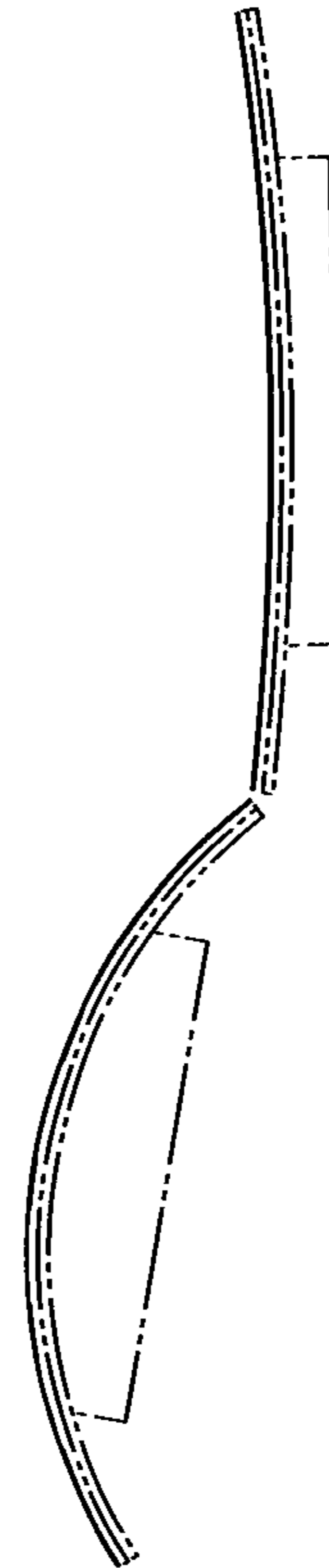


Fig. 3




Fig. 4




Fig. 5

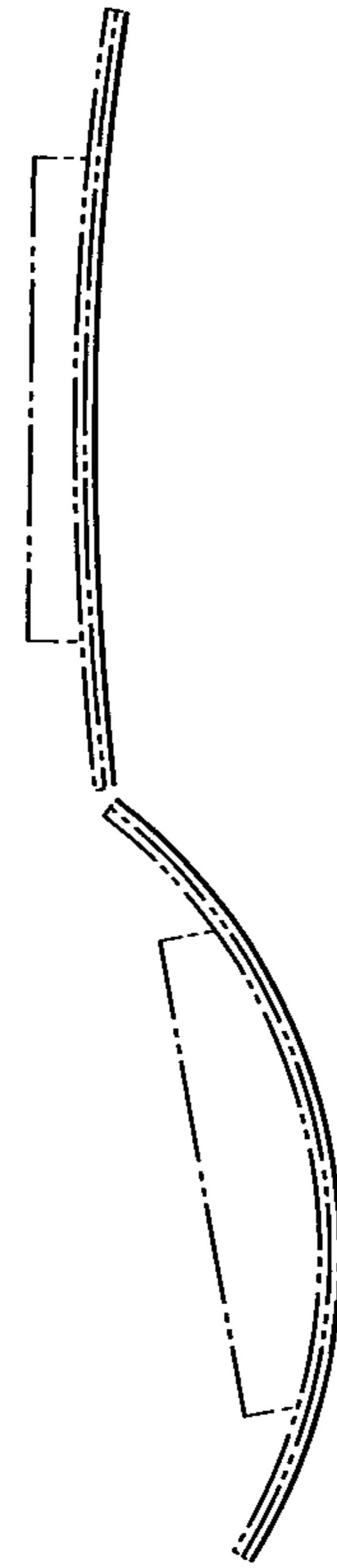


Fig. 6


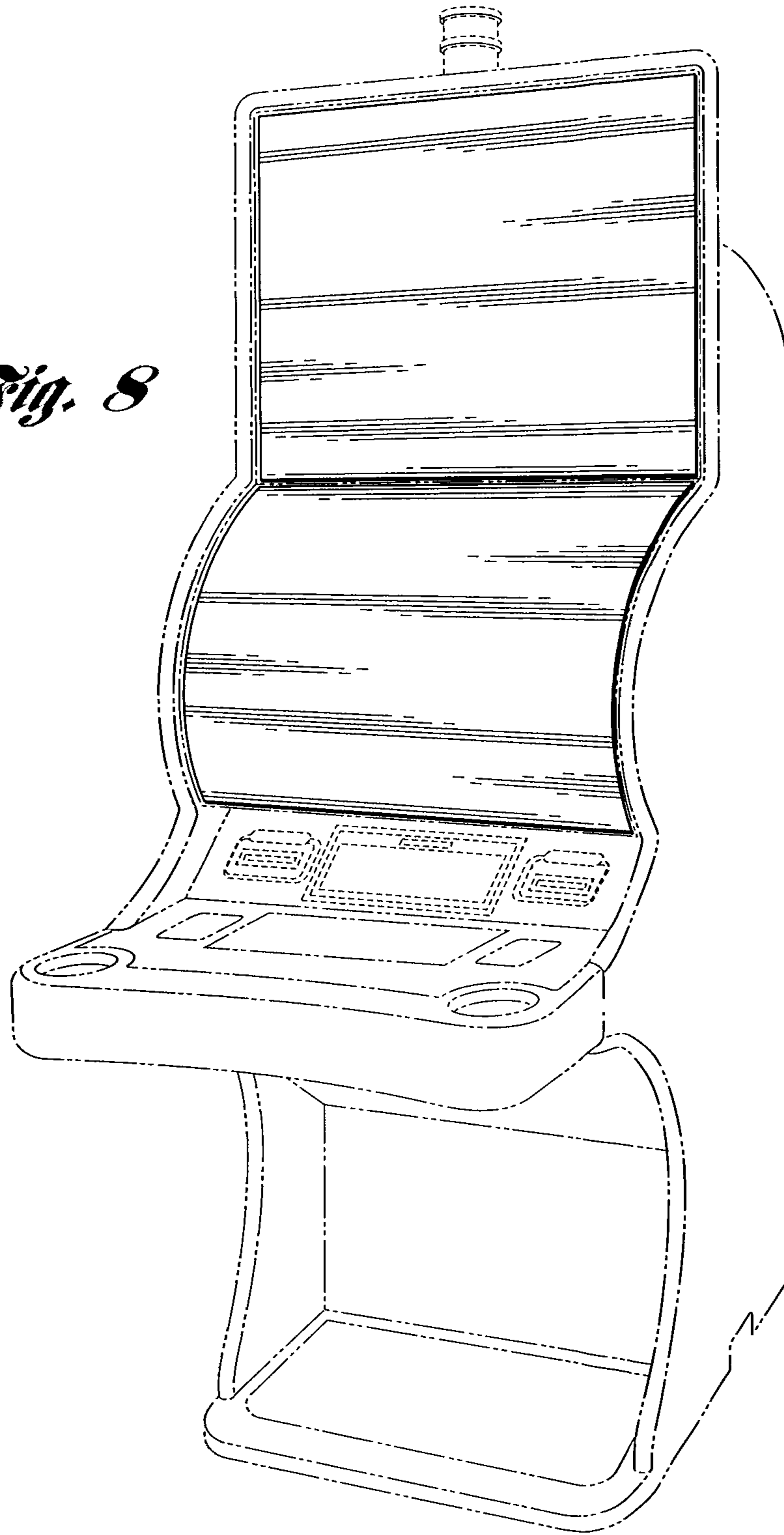


Fig. 7

Fig. 8






Fig. 9

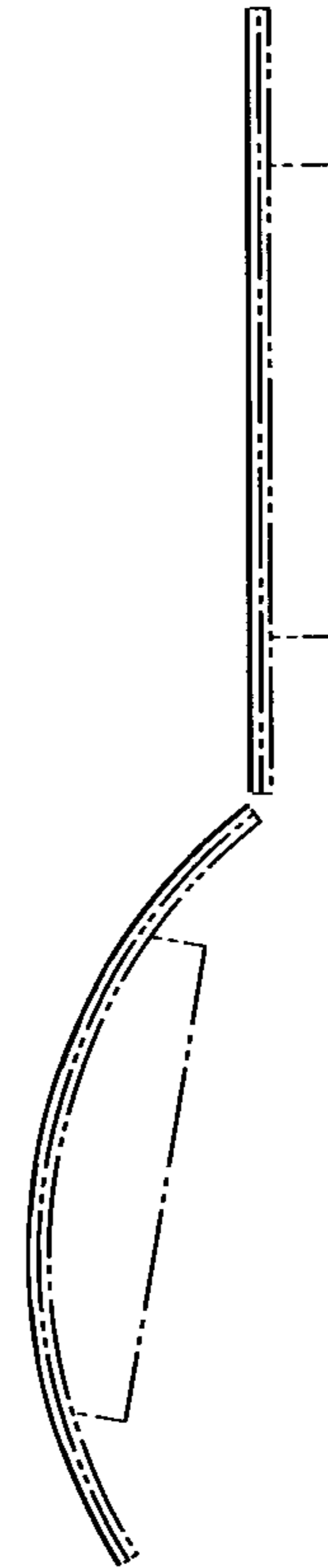


Fig. 10




Fig. 11

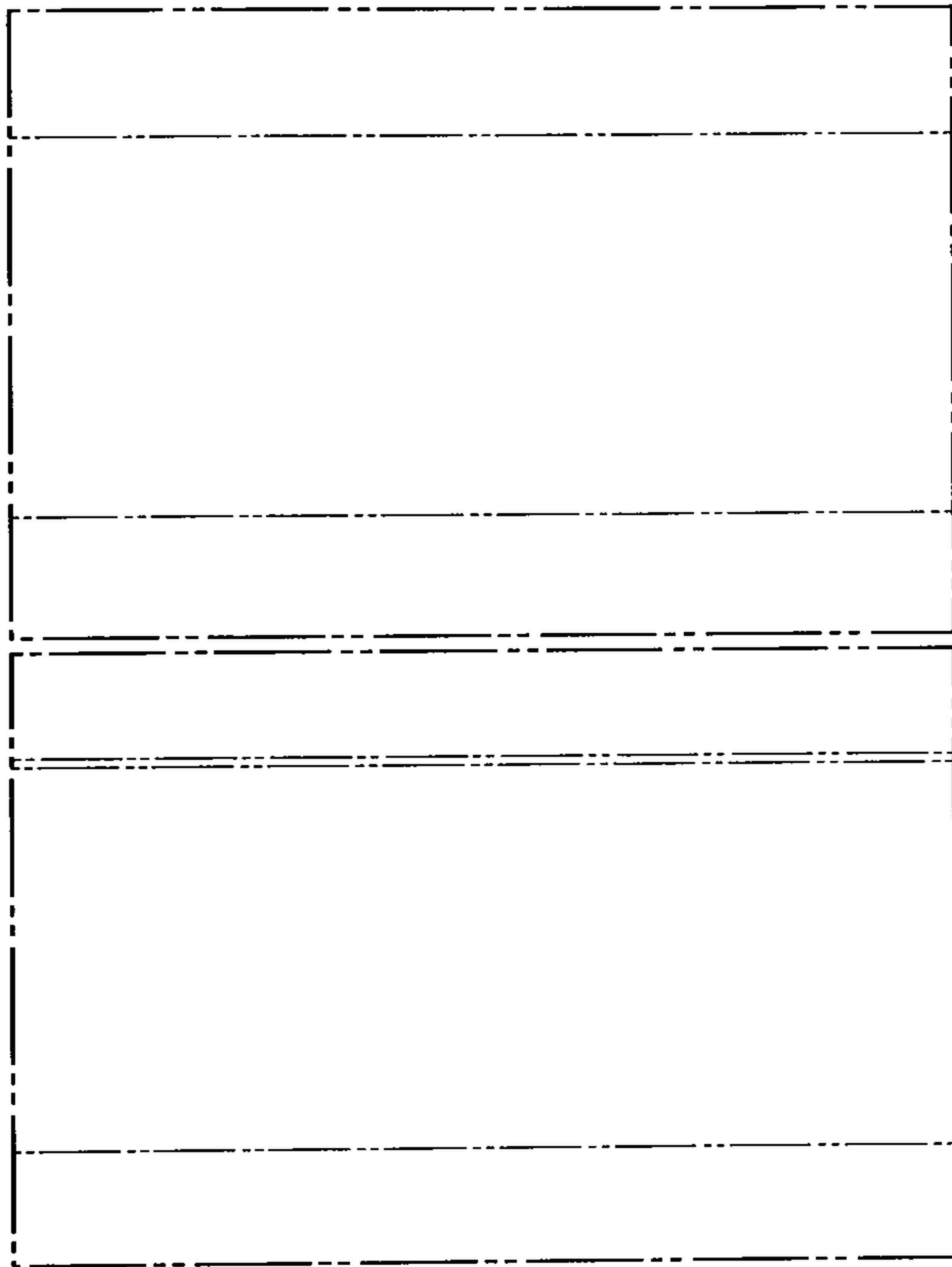


Fig. 12

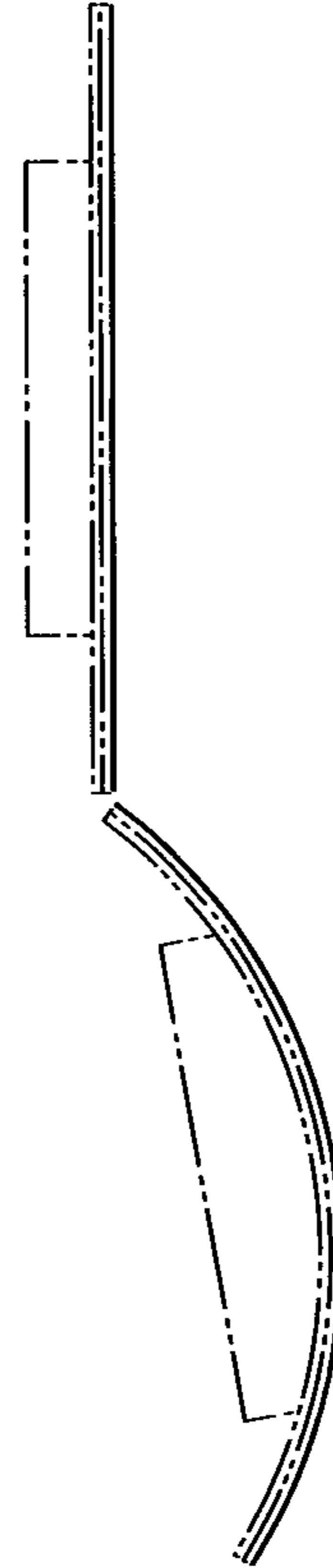


Fig. 13




Fig. 14