



US00D988407S

(12) **United States Design Patent** (10) **Patent No.:** **US D988,407 S**
Smit (45) **Date of Patent:** **** Jun. 6, 2023**

(54) **BASE FRAME FOR A RACING SIMULATOR COCKPIT**

(71) Applicant: **F. SMIT HOLDING B.V.**, Doetinchem (NL)

(72) Inventor: **Fernando Smit**, Doetinchem (NL)

(73) Assignee: **F. Smit Holding B. V.**, Doetinchem (NL)

(**) Term: **15 Years**

(21) Appl. No.: **29/766,243**

(22) Filed: **Jan. 14, 2021**

Related U.S. Application Data

(62) Division of application No. 29/703,373, filed on Aug. 27, 2019, now Pat. No. Des. 932,549.

(30) **Foreign Application Priority Data**

Apr. 29, 2019 (EM) 006402343-0001

(51) **LOC (14) Cl.** **21-01**

(52) **U.S. Cl.**
USPC **D21/326**

(58) **Field of Classification Search**
USPC D21/325, 326, 327, 329, 333, 349, D21/351-355, 366, 369, 370, 371, 385, D21/426, 427, 430, 471, 695, 696, 814, D21/312, 320, 324, 477; 472/59; 434/55; D6/334, 335, 356, 366, 368, D6/716; D12/112, 861, 378.12, 87
CPC A63F 13/08; A63F 13/803; A63F 13/28; A63F 13/90; A63F 13/245; A47C 1/026; A47C 1/143; A47C 7/72; A47C 7/5068; B60N 2/686; B23B 49/02; G01B 21/18; G01B 21/14; G09B 9/12; B23Q 15/22; B29B 7/325; B29B 7/7471; B29B 7/603; A63G 31/16

See application file for complete search history.

(56) **References Cited**

U.S. PATENT DOCUMENTS

D243,627	S	*	3/1977	Clower	D21/426
D392,688	S	*	3/1998	Isetani	D21/326
5,853,330	A	*	12/1998	Engstrand	G09B 9/02 472/60
D465,343	S	*	11/2002	Daneault	D6/338
D467,977	S	*	12/2002	Gatto	D21/326
D509,077	S	*	9/2005	Beermann	D6/356
D549,475	S	*	8/2007	Su	D6/366
D598,207	S	*	8/2009	Smit	D6/335
D612,641	S	*	3/2010	Smit	D6/366
D651,815	S	*	1/2012	Smit	D6/336
D656,553	S	*	3/2012	Blaskov	D21/333
D691,822	S	*	10/2013	Smit	D6/368
D856,020	S	*	8/2019	Ghahramanian	D6/367

(Continued)

Primary Examiner — Mehri F Bajoul

(74) *Attorney, Agent, or Firm* — Womble Bond Dickinson (US) LLP

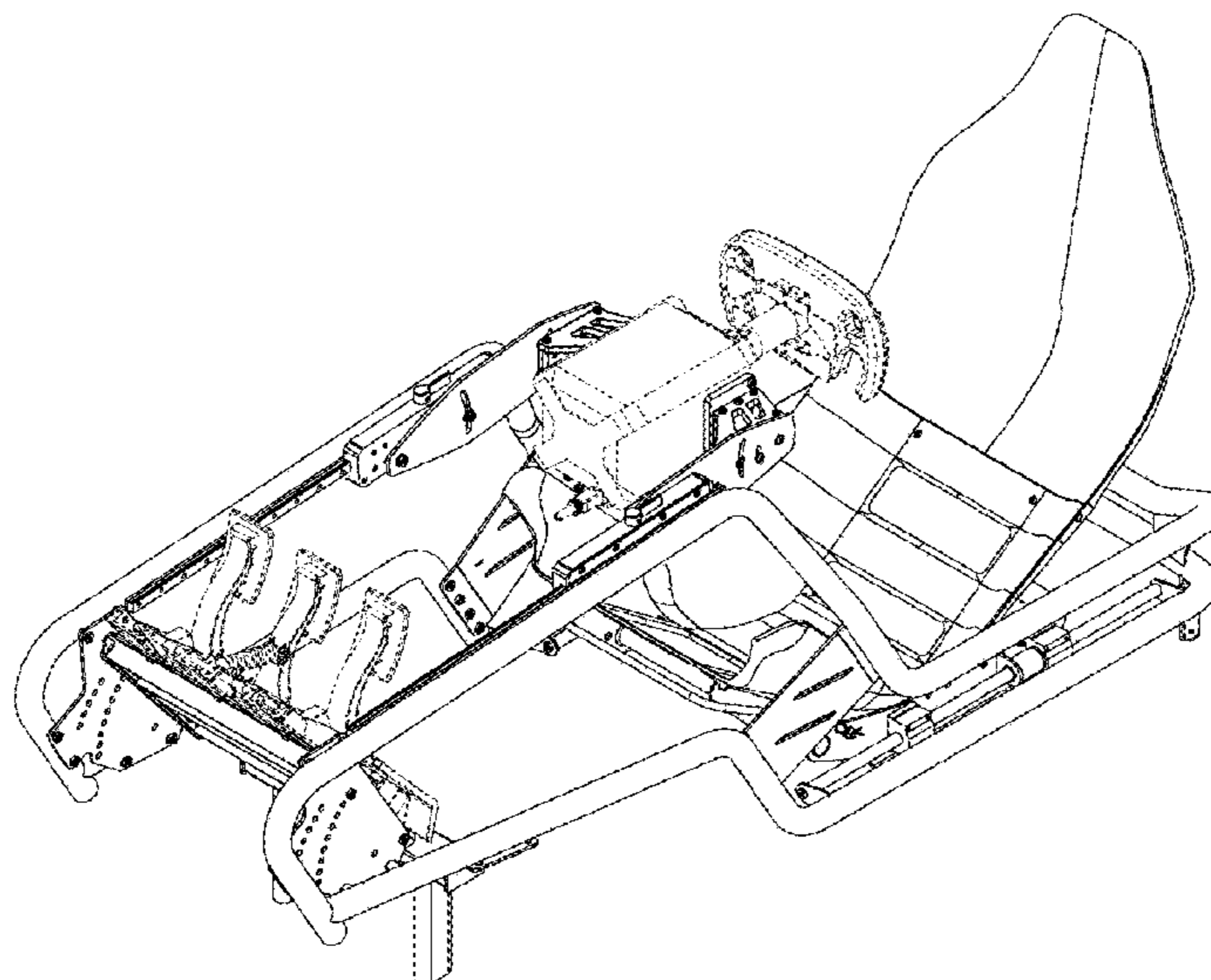
(57) **CLAIM**

The ornamental design for a base frame for a racing simulator cockpit, as shown and described.

DESCRIPTION

FIG. 1 is a front perspective view of a base frame for a racing simulator cockpit showing my new design; FIG. 2 is a rear perspective view thereof; FIG. 3 is a left side view thereof; FIG. 4 is a right side view thereof; FIG. 5 is rear view thereof; FIG. 6 is front view thereof; and, FIG. 7 is bottom plan view thereof. The broken lines in FIGS. 1-7 represent portions of the base frame for a racing simulator cockpit that form no part of the claimed design.

1 Claim, 7 Drawing Sheets



(56)

References Cited

U.S. PATENT DOCUMENTS

D910,758 S *	2/2021	Leong	D21/326
D913,878 S *	3/2021	Kermani	D12/176
D930,081 S *	9/2021	Ghahramanian	D21/326
D932,549 S *	10/2021	Smit	D21/326
D937,350 S *	11/2021	Ghahramanian	D21/326
D971,334 S *	11/2022	You	D21/333
2022/0176257 A1 *	6/2022	Smit	A63F 13/90

* cited by examiner

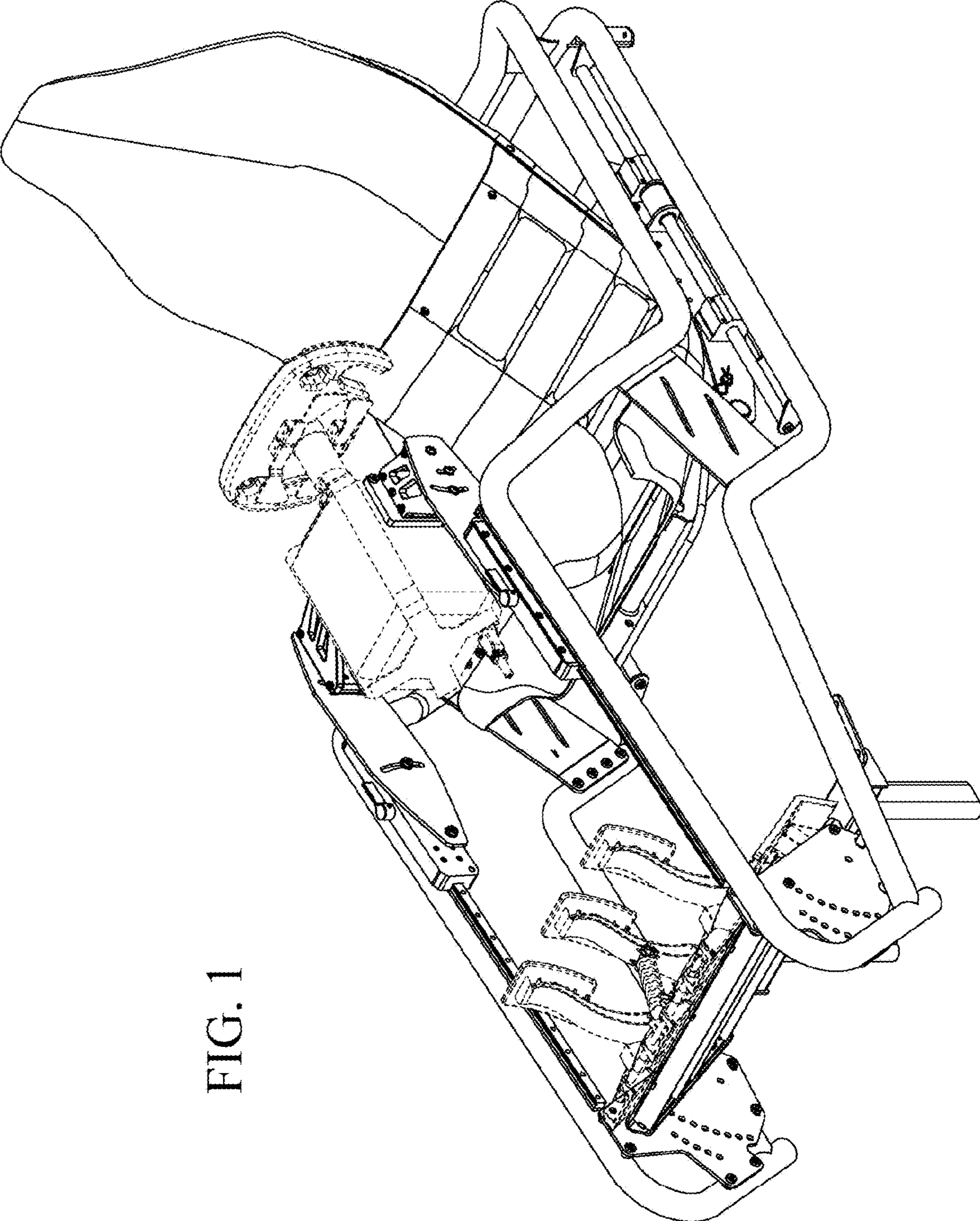


FIG. 1

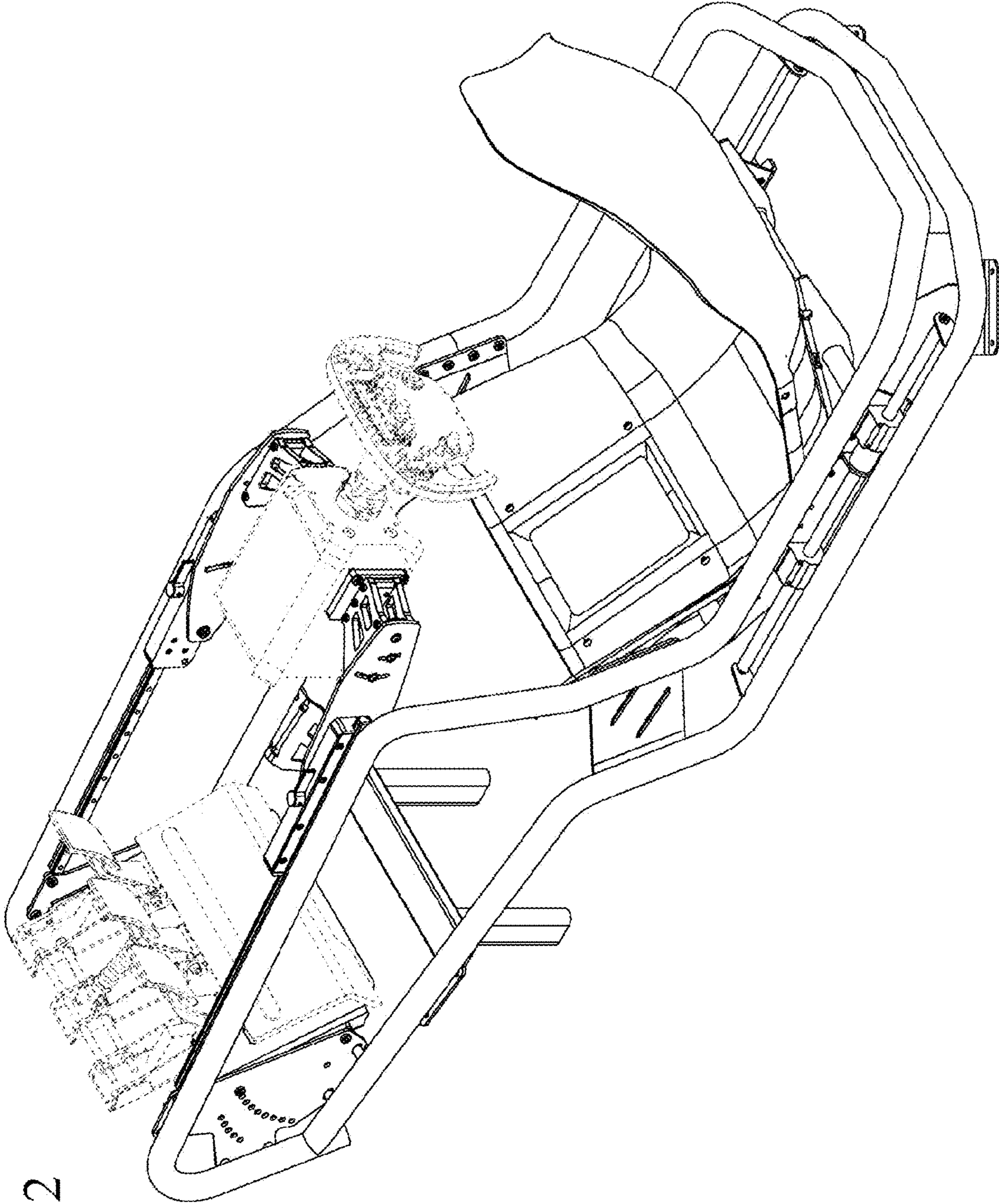


FIG. 2

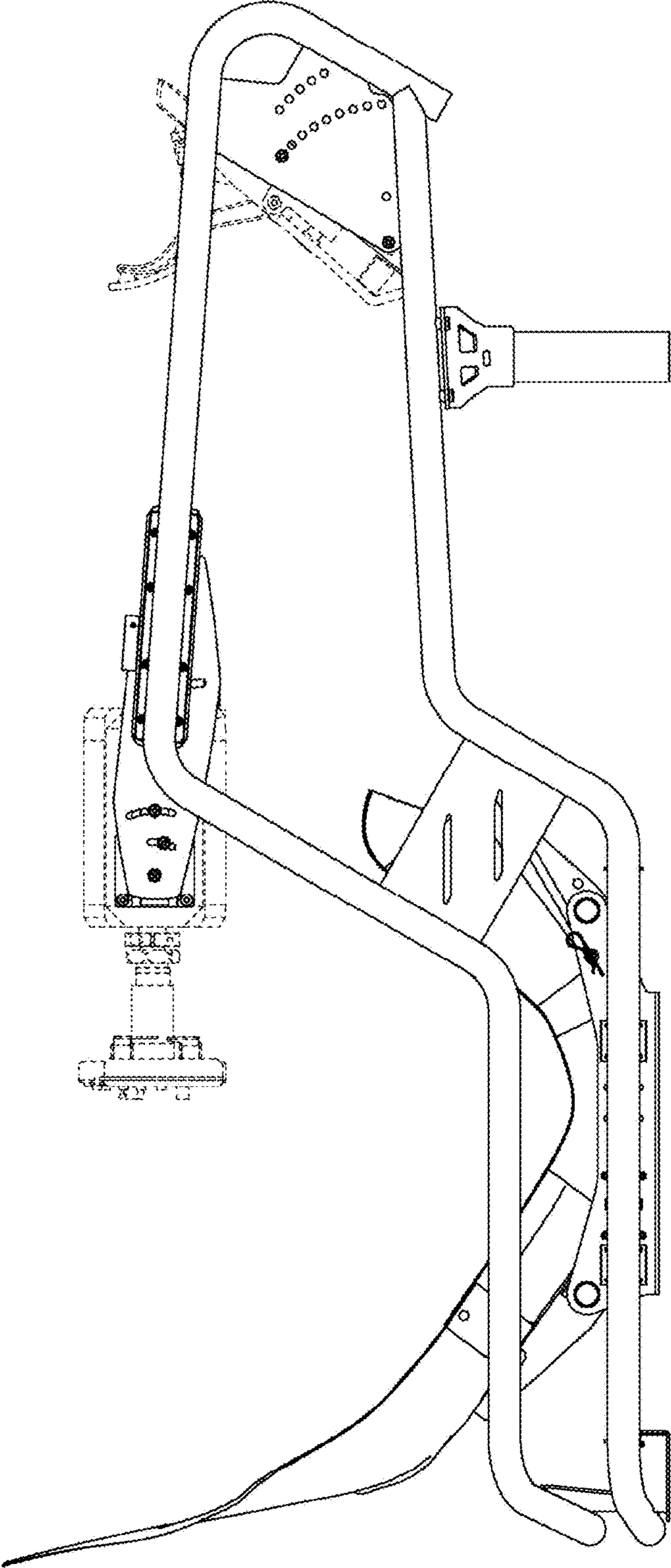


FIG. 3

FIG. 4

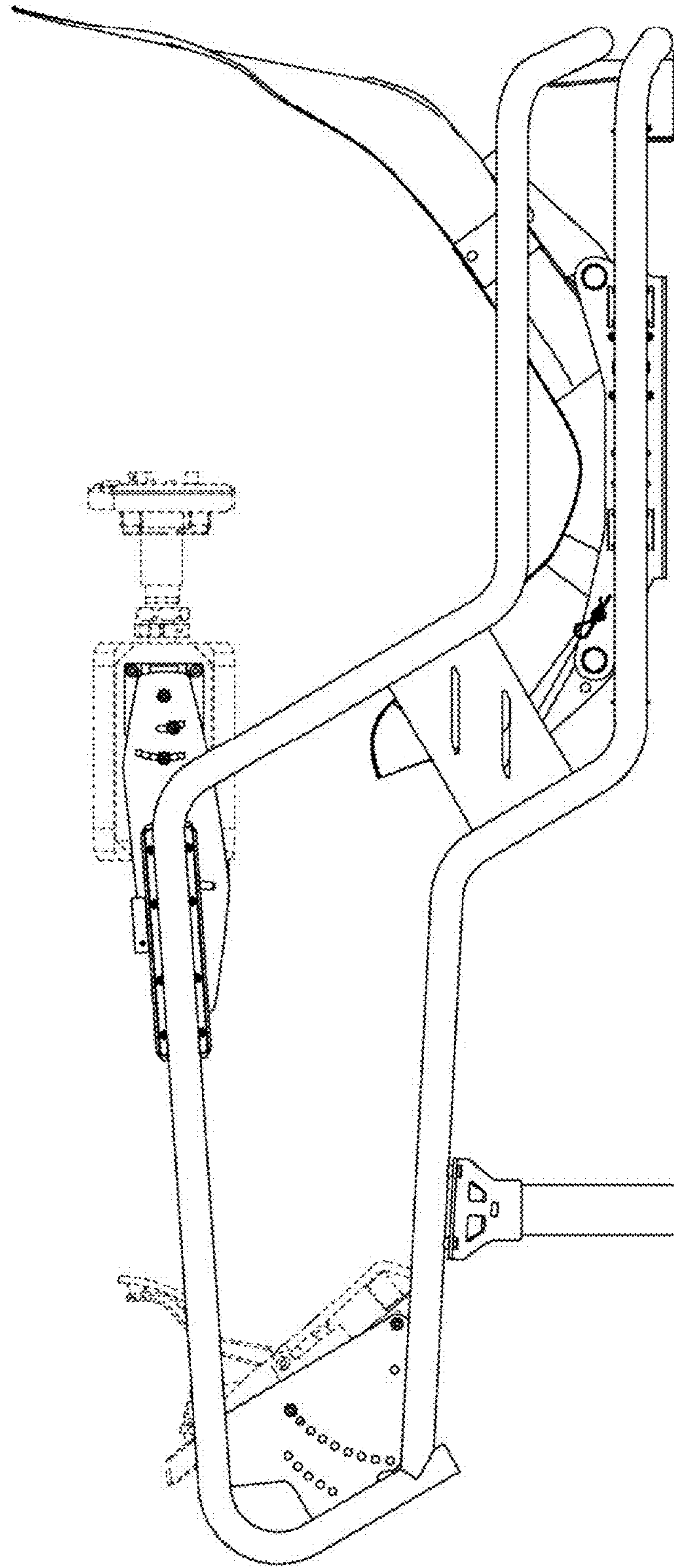


FIG. 5

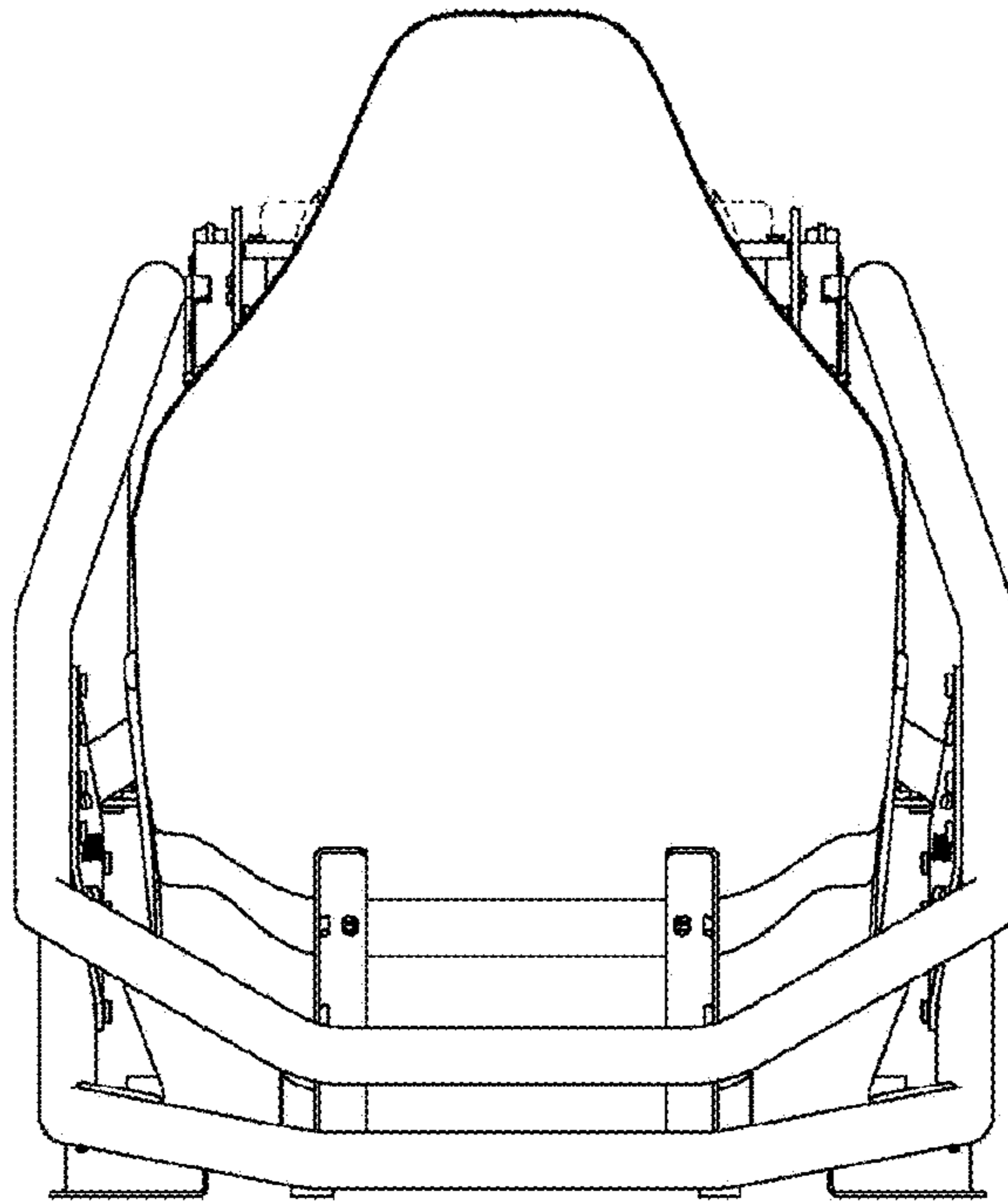
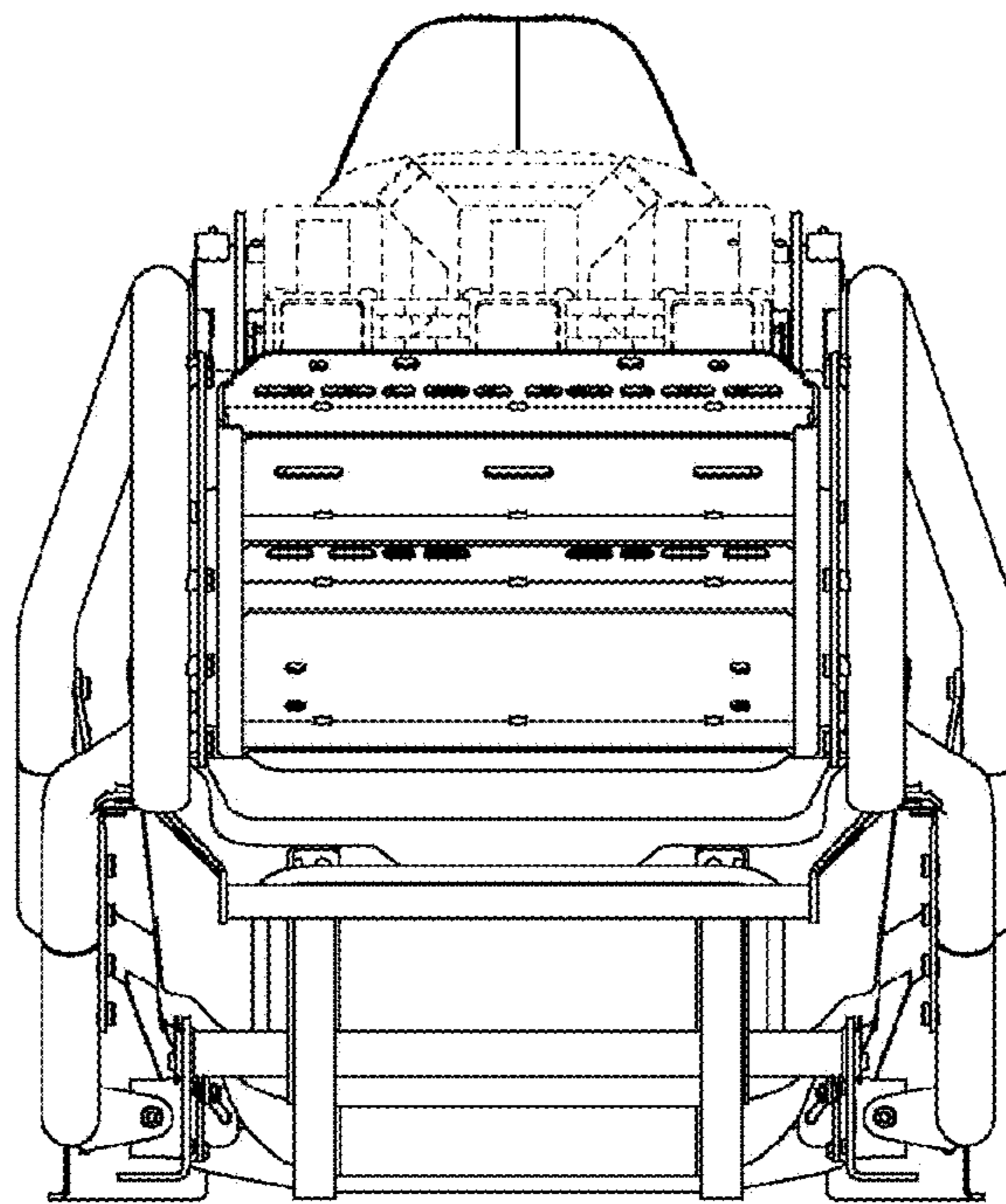


FIG. 6



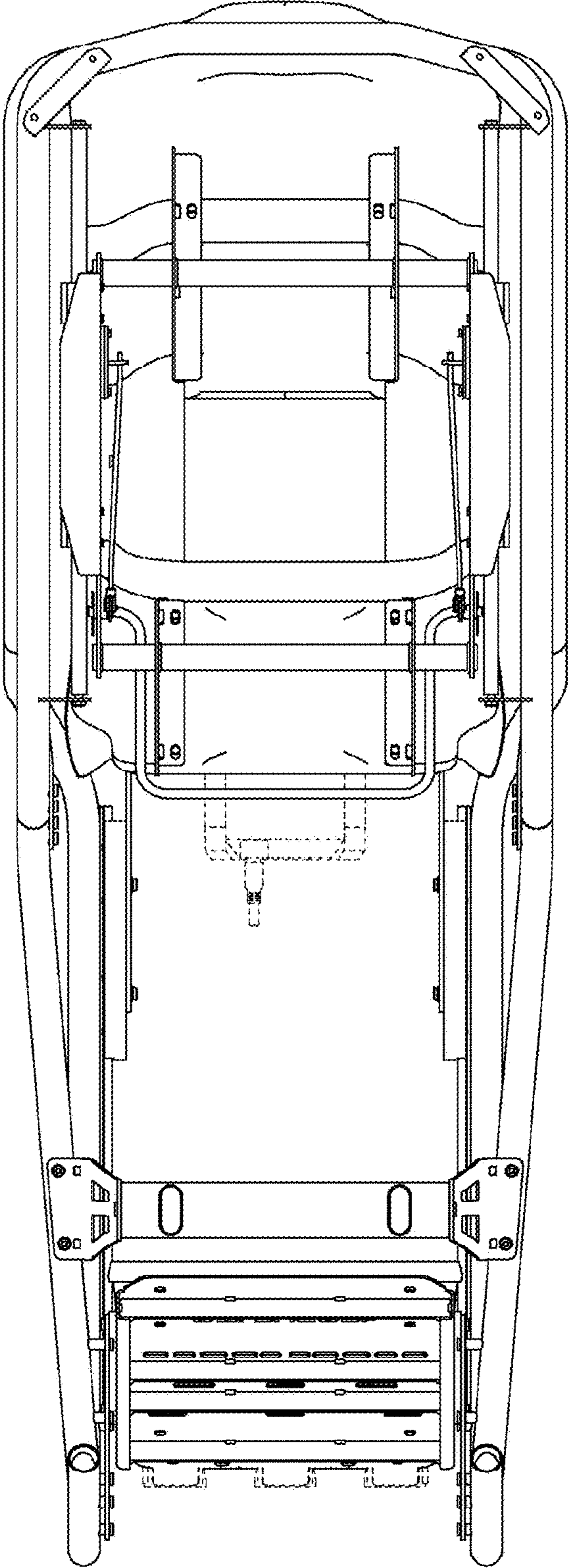


FIG. 7