



US00D988377S

(12) **United States Design Patent** (10) **Patent No.:** **US D988,377 S**
Zhang et al. (45) **Date of Patent:** **** Jun. 6, 2023**

(54) **ABRASIVE ARTICLE**
(71) Applicant: **3M INNOVATIVE PROPERTIES COMPANY**, St. Paul, MN (US)
(72) Inventors: **Jing Zhang**, Minneapolis, MN (US); **Shane C. Pedersen**, St. Paul, MN (US)
(73) Assignee: **3M INNOVATIVE PROPERTIES COMPANY**, St. Paul, MN (US)
(**) Term: **15 Years**
(21) Appl. No.: **29/725,219**
(22) Filed: **Feb. 24, 2020**
(51) **LOC (14) Cl.** **15-09**
(52) **U.S. Cl.**
USPC **D15/126**
(58) **Field of Classification Search**
USPC D8/20, 61, 62, 63, 70, 90, 91; D15/124, D15/126, 131, 138, 139, 140
CPC A61C 3/06; B24D 9/085; B24D 11/00
See application file for complete search history.

D628,217 S * 11/2010 Jespersen B27G 13/14 D15/126
D629,820 S * 12/2010 Van Ryswyk D15/139
D718,796 S * 12/2014 Popov D15/126
D748,695 S * 2/2016 Norton D15/126
D766,348 S * 9/2016 Long D15/199
D776,178 S * 1/2017 Ries D15/199
D804,549 S * 12/2017 Ferronato B24D 13/14 D15/126
D852,240 S * 6/2019 Ferronato D15/126
D906,077 S * 12/2020 King, Jr. D15/126
2010/0131099 A1* 5/2010 Birkenbach A61B 34/30 703/2

* cited by examiner

Primary Examiner — Patricia A Palasik
(74) *Attorney, Agent, or Firm* — Aleksander Medved

(57) **CLAIM**

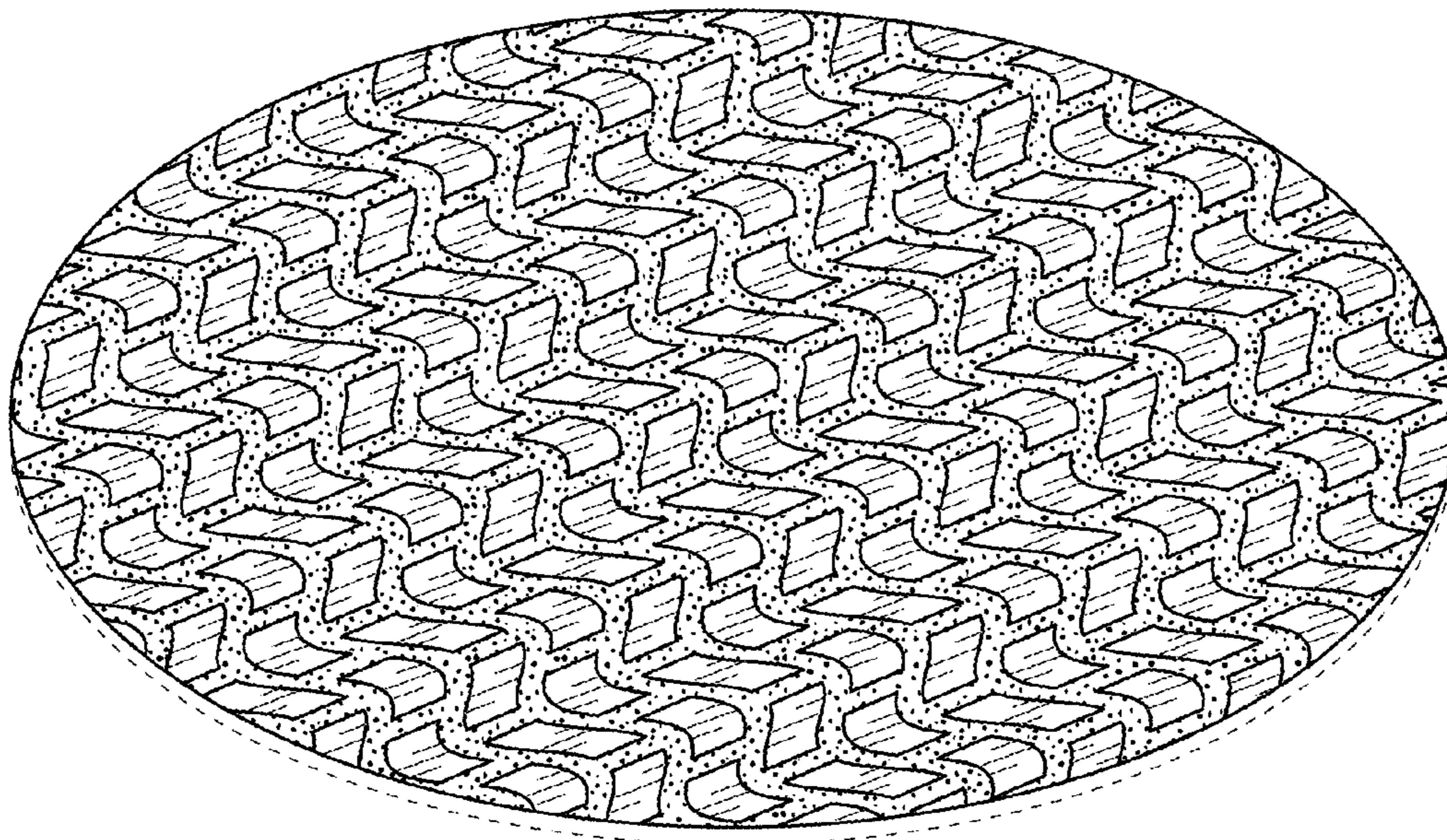
The ornamental design for an abrasive article, as shown and described.

DESCRIPTION

FIG. 1 is a perspective view of a first embodiment of an abrasive article embodying the new design; FIG. 2 is a top view thereof; FIG. 3 is a bottom view thereof; and FIG. 4 is a left side view thereof (the right side view is a mirror image of the left side view and therefore is not shown). FIG. 5 is a perspective view of a second embodiment of an abrasive article embodying the new design. FIG. 6 is a top view thereof; FIG. 7 is a bottom view thereof; and FIG. 8 is a left side view thereof (the right side view is a mirror image of the left side view and therefore is not shown). The broken lines shown on the drawings depict portions of the abrasive article and form no part of the claimed design.

1 Claim, 4 Drawing Sheets

(56) **References Cited**
U.S. PATENT DOCUMENTS
2,292,261 A * 8/1942 Albertson B24D 13/14 451/527
3,482,794 A * 12/1969 Beardsley G03B 21/321 242/597.6
D309,616 S * 7/1990 Carter D15/138
5,911,620 A * 6/1999 Spangenberg B24D 7/18 451/540
6,354,347 B1 * 3/2002 Brewer B27G 13/14 144/135.2
D466,912 S * 12/2002 Lee D15/126
D474,666 S * 5/2003 Jeong D8/70
D555,180 S * 11/2007 Amamoto D15/126
D571,381 S * 6/2008 Park D15/126



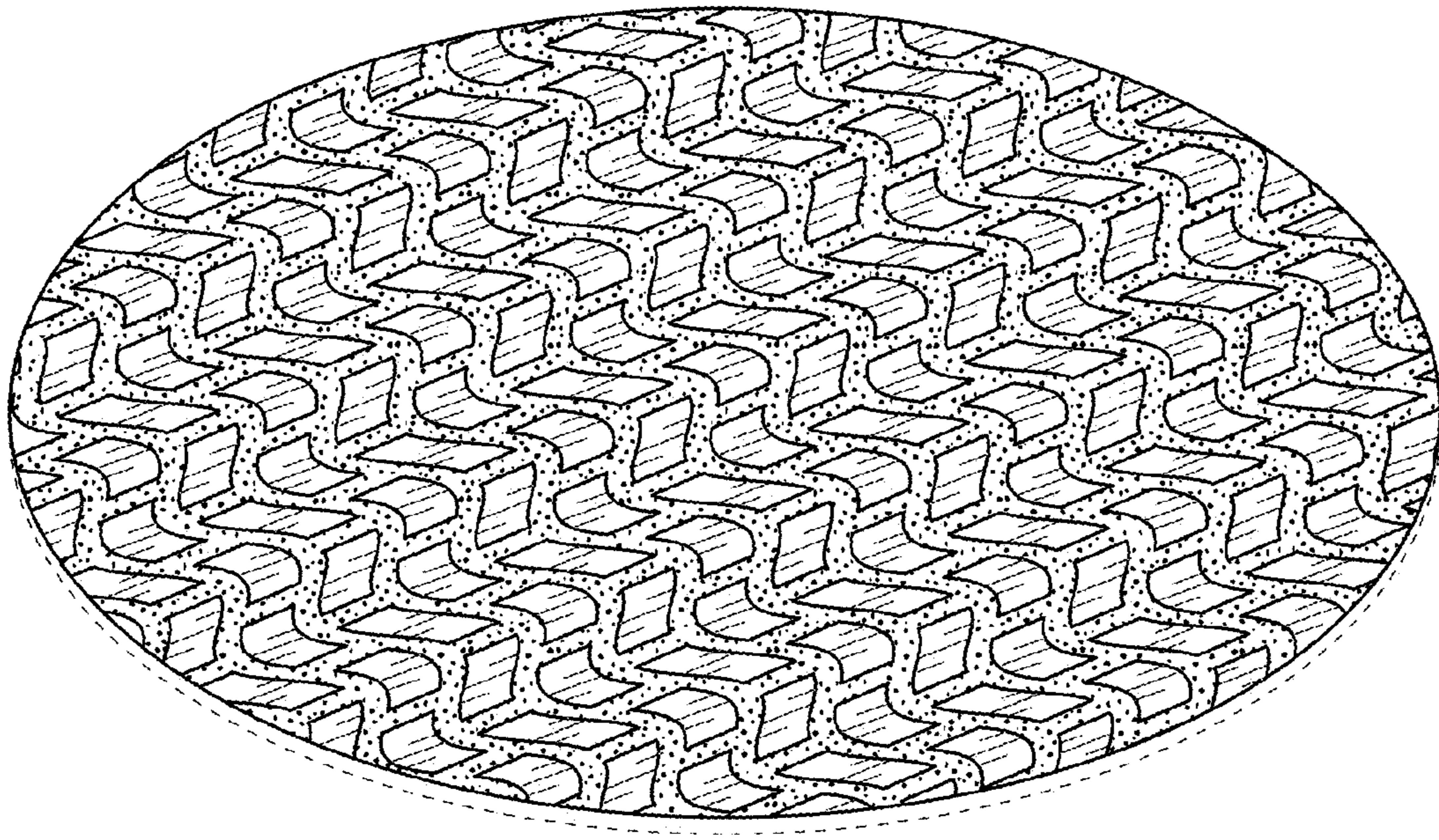


Fig. 1




Fig. 2




Fig. 3

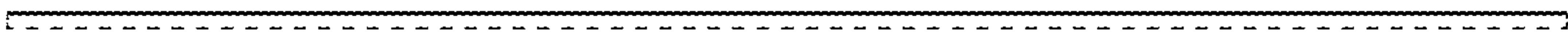


Fig. 4

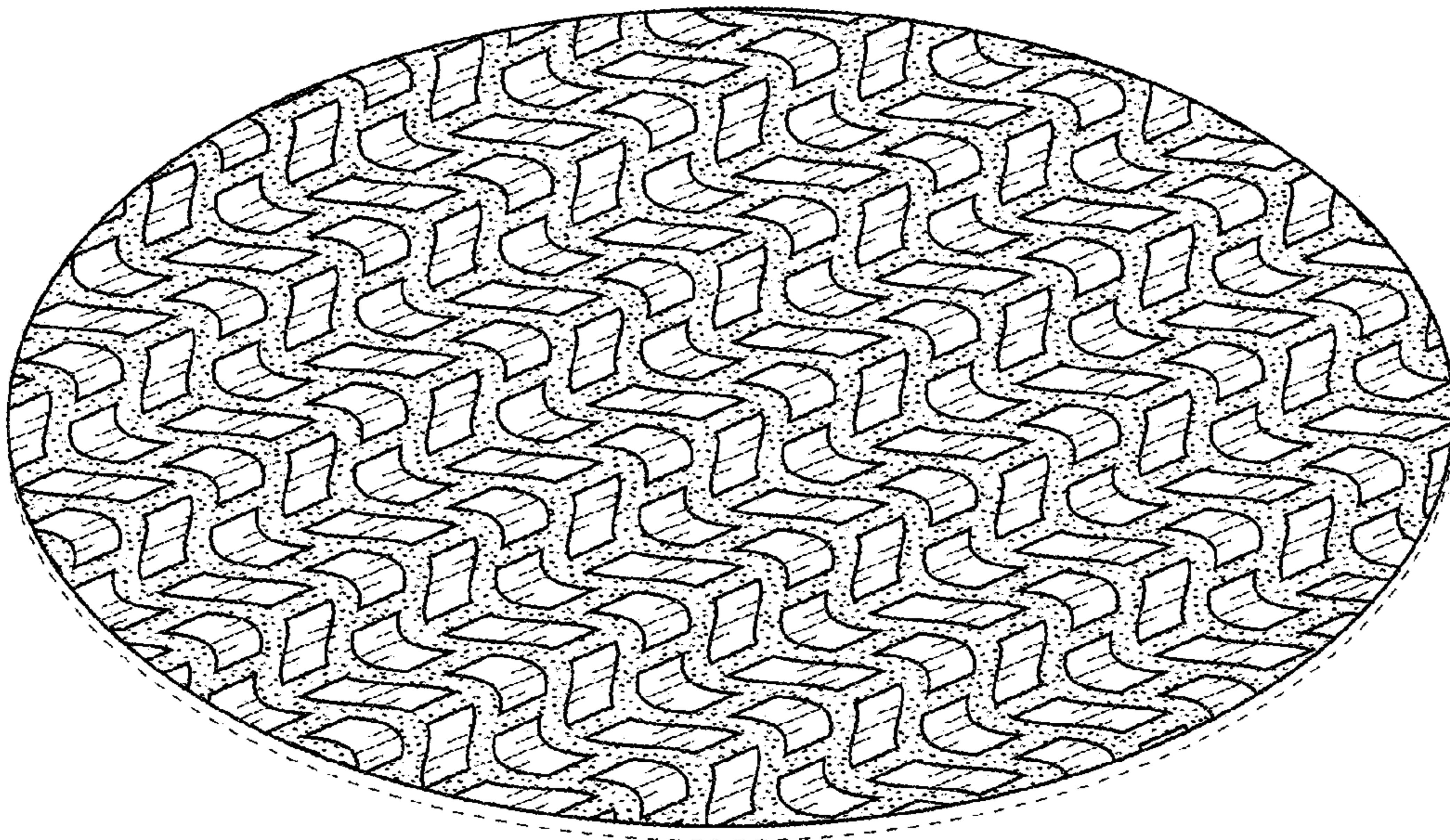


Fig. 5




Fig. 6




Fig. 7

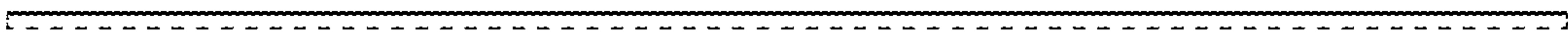


Fig. 8