



US00D988374S

(12) **United States Design Patent** (10) **Patent No.:** **US D988,374 S**  
**Fox et al.** (45) **Date of Patent:** **\*\* Jun. 6, 2023**

(54) **GUARD FOR ROAD MAINTENANCE EQUIPMENT**

(71) Applicant: **Ironhawk Industrial Distribution LLC**, Euclid, OH (US)

(72) Inventors: **Eric Fox**, Sligo, PA (US); **Erik Wolfe**, Richmond Heights, OH (US)

(73) Assignee: **IronHawk Industrial Distribution LLC**, Euclid, OH (US)

(\*\*) Term: **15 Years**

(21) Appl. No.: **29/806,009**

(22) Filed: **Aug. 31, 2021**

(51) **LOC (14) Cl.** ..... **15-03**

(52) **U.S. Cl.**  
USPC ..... **D15/11; D15/28**

(58) **Field of Classification Search**  
USPC ..... D15/11, 21, 28, 32  
CPC ... E01H 5/06-062; E01H 5/066; E01H 5/065;  
E01H 5/12; E01H 5/04; E02F 3/76-848;  
E02F 3/08; E02F 3/8157; E02F 3/8152;  
B62B 15/00  
See application file for complete search history.

(56) **References Cited**

**U.S. PATENT DOCUMENTS**

4,899,472	A *	2/1990	Winter	.....	E01H 5/066 37/270
D326,725	S *	6/1992	Bareiss	.....	D25/126
6,240,662	B1 *	6/2001	Borowiak	.....	E01H 5/061 37/270
D459,733	S *	7/2002	Lassonde	.....	D15/11
7,874,085	B1 *	1/2011	Winter	.....	E01H 5/061 37/270
D799,554	S *	10/2017	Peterson	.....	D15/11
D824,962	S *	8/2018	Winter	.....	D15/11
D839,315	S *	1/2019	Winter	.....	D15/28

D839,925	S *	2/2019	Winter	.....	D15/28
D839,926	S *	2/2019	Winter	.....	D15/28
D839,927	S *	2/2019	Winter	.....	D15/28
D839,928	S *	2/2019	Winter	.....	D15/28
D874,688	S *	2/2020	Analetto	.....	D25/164
D879,156	S *	3/2020	Winter	.....	D15/28
D889,515	S *	7/2020	Winter	.....	D15/28
D921,702	S *	6/2021	Abramcyk	.....	D15/11
D926,230	S *	7/2021	Hawkins	.....	D15/11
2001/0005950	A1 *	7/2001	Renski	.....	E02F 3/8152 37/444
2015/0047234	A1 *	2/2015	Winter	.....	B23K 1/0008 228/121

(Continued)

*Primary Examiner* — Mark A Goodwin

(74) *Attorney, Agent, or Firm* — BakerHostetler


(57) **CLAIM**

The ornamental design for a guard for road maintenance equipment, as shown and described.

**DESCRIPTION**

FIG. 1 is a top perspective view of a guard for road maintenance equipment.  
 FIG. 2 is a front view thereof.  
 FIG. 3 is a rear view thereof.  
 FIG. 4 is a left view thereof.  
 FIG. 5 is a right view thereof.  
 FIG. 6 is a top view thereof.  
 FIG. 7 is a bottom view thereof.  
 FIG. 8 is a bottom perspective view thereof.  
 FIG. 9 is a perspective view thereof with additional environment shown in broken lines; and,  
 FIG. 10 is a front view thereof with additional environment shown in broken lines.  
 The broken lines show the remainder of the guard and road maintenance equipment environment, and represent unclaimed subject matter forming no part of the claimed design.

**1 Claim, 9 Drawing Sheets**



(56)

**References Cited**

U.S. PATENT DOCUMENTS

2016/0069032 A1\* 3/2016 Winter ..... E01H 5/066  
37/270  
2016/0069047 A1\* 3/2016 Winter ..... B23K 35/24  
37/444  
2017/0191236 A1\* 7/2017 Winter ..... E02F 9/26  
2018/0058026 A1\* 3/2018 Williams ..... E01H 5/066  
2022/0341111 A1\* 10/2022 Winter ..... E01H 5/066

\* cited by examiner




FIG. 1




FIG. 2




FIG. 3




FIG. 4




FIG. 5

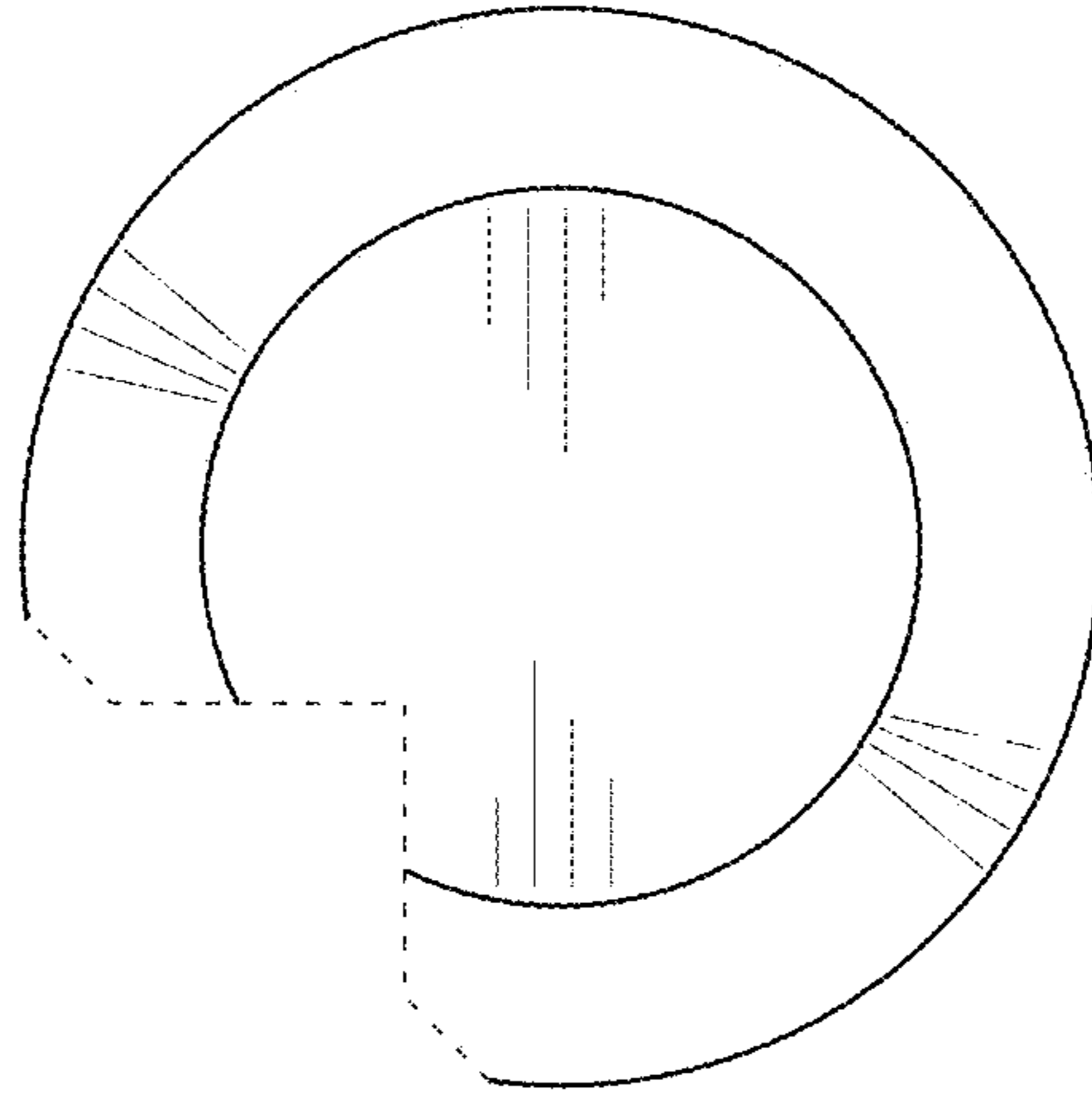


FIG. 6

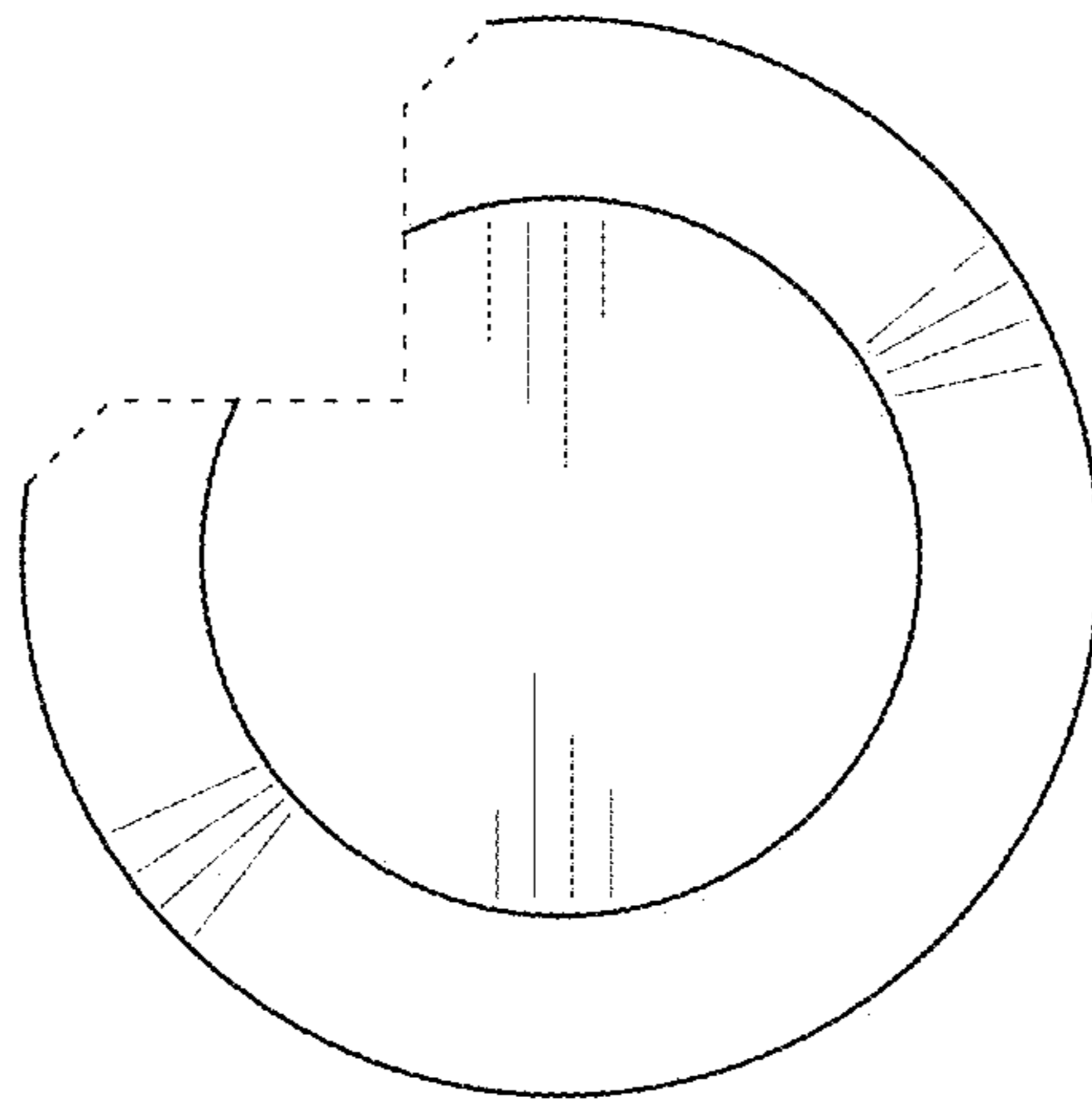


FIG. 7






FIG. 8

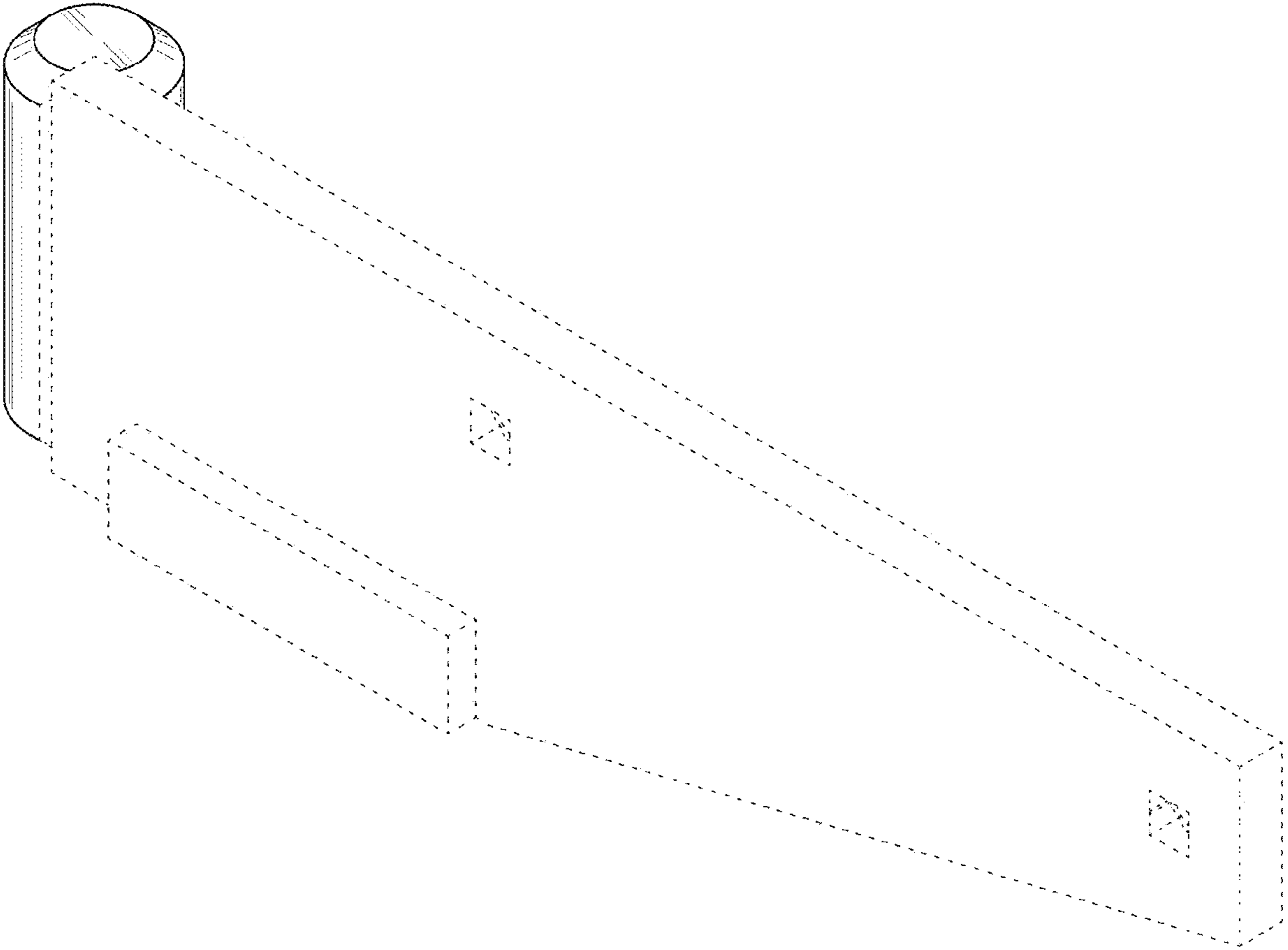


FIG. 9

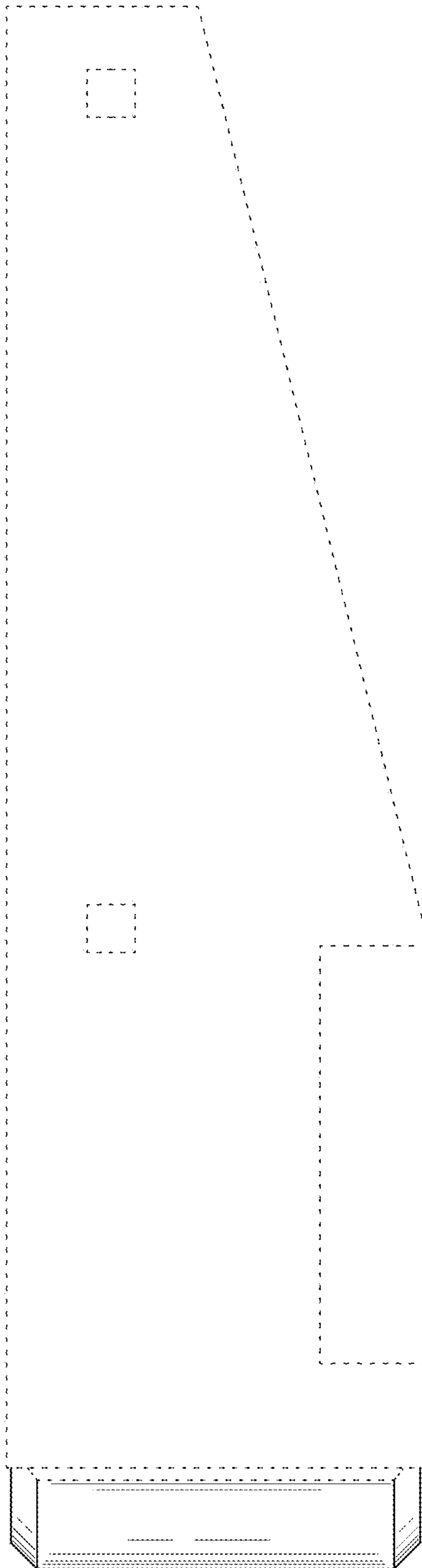


FIG. 10