



US00D988306S

(12) **United States Design Patent**
Jia et al.

(10) **Patent No.:** **US D988,306 S**
(45) **Date of Patent:** **** Jun. 6, 2023**

(54) **GPS HOLDER**

(71) Applicant: **Guangzhou Issyzone Technology Co., Limited**, Guangzhou (CN)

(72) Inventors: **Zhuo Jia**, Guangzhou (CN); **Taiping Yang**, Guangzhou (CN)

(**) Term: **15 Years**

(21) Appl. No.: **29/852,260**

(22) Filed: **Sep. 6, 2022**

(51) **LOC (14) Cl.** **14-03**

(52) **U.S. Cl.**
USPC **D14/253**; D14/447; D14/451; D12/415;
D12/423; D12/424; D10/65; D10/70; D10/74

(58) **Field of Classification Search**

USPC D14/356, 412-413, 432-434, 435.1, 447,
D14/451-452, 457, 142, 203.8, 209.1,
D14/217, 224, 224.1, 229, 238, 240,
D14/251-253, 439, 453-454, 511, 254,
D14/299; D12/400, 406, 415-418, 422,
D12/223, 424-426.1; D3/218, 269;
D9/455; D6/553, 512; D16/242, 245;
D8/355, 354; D21/324, 329-333;
D10/65, 70, 74

CPC H04M 1/04; H04M 1/06; H04M 1/11;
H04M 1/12; H04M 1/14; H04M 1/13;
H04M 1/15; H04M 1/026; H04M 1/03;
H04M 1/0254; H04M 1/0249; H04M
1/0206; H04M 1/02; H04M 1/0202; A45F
2200/0516; A45F 2200/0525; G06F
1/1628; B60R 11/0258; B60R 11/00;
B60R 2011/0003; B60R 2011/004; B60R
2011/0005; B60R 2011/0007; B60R
2011/0008; B60R 2011/0001; B60R
2011/0042; B60R 2011/0043; B60R
2011/0045; B60R 2011/0047; B60R

(Continued)

(56) **References Cited**

U.S. PATENT DOCUMENTS

D411,989 S * 7/1999 Grossman D14/434
D535,612 S * 1/2007 Chien D14/434

(Continued)

FOREIGN PATENT DOCUMENTS

DE 102021112926 A1 * 11/2022
SE 519423 C2 * 2/2003 B60R 11/0241

OTHER PUBLICATIONS

Kemimoto Store, Tablet Mount Compatible with Ranger XP 1000,
posted at Amazon, posting date Apr. 19, 2022. Site visited Nov. 30,
2022. URL: <https://www.amazon.com/dp/B09Y8S6KML/> (Year:
2022).*

(Continued)

Primary Examiner — Kathleen L Jones

(57) **CLAIM**

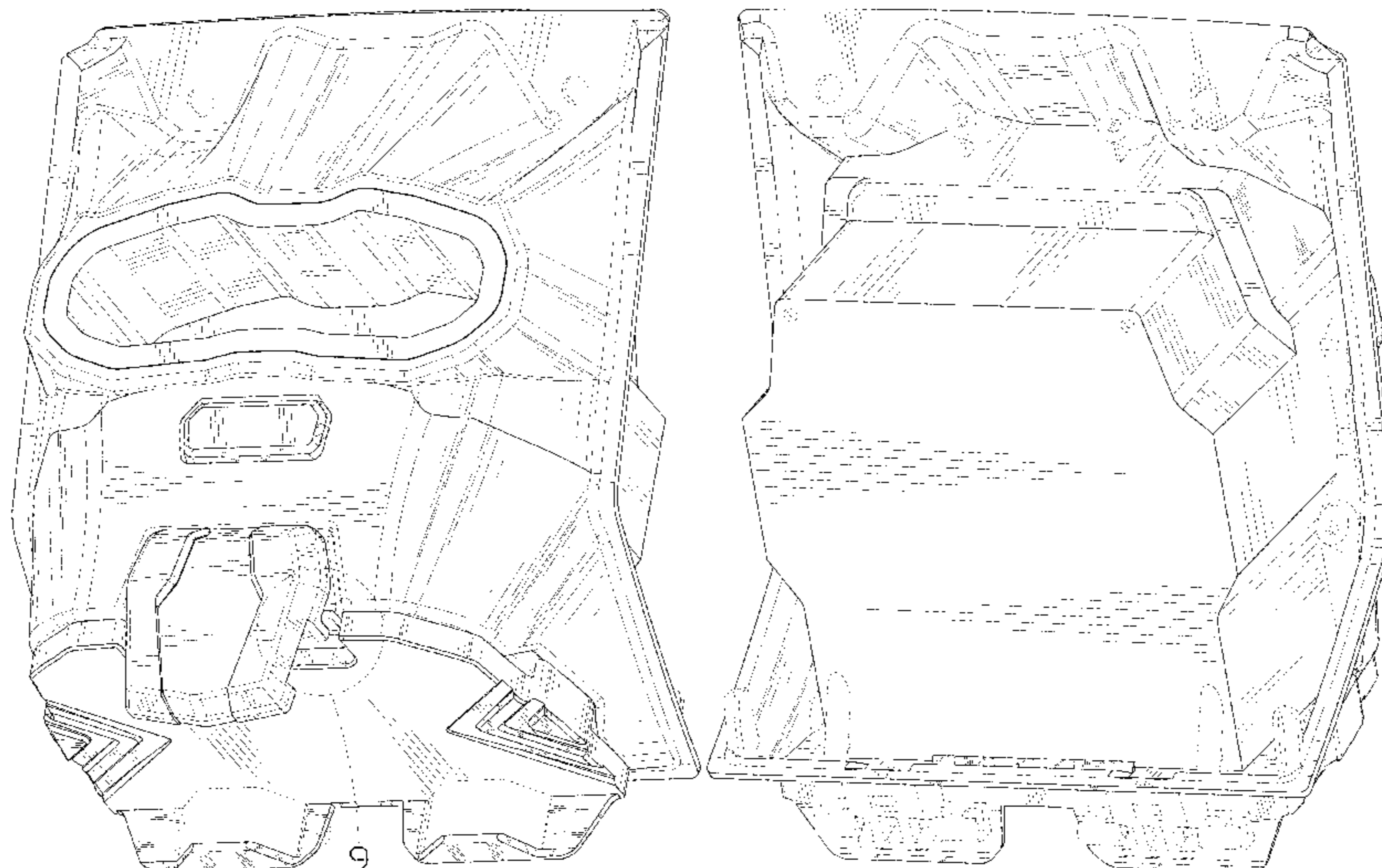
The ornamental design for a GPS holder, as shown and
described.

DESCRIPTION

FIG. 1 is a front and bottom perspective view of a GPS
holder, showing our new design;
FIG. 2 is a rear and top perspective view thereof;
FIG. 3 is a front elevation view thereof;
FIG. 4 is a rear elevation view thereof;
FIG. 5 is a left side elevation view thereof;
FIG. 6 is a right side elevation view thereof;
FIG. 7 is a top plan view thereof;
FIG. 8 is a bottom plan view thereof; and,
FIG. 9 is an enlarged perspective view of detail "9" identi-
fied in FIG. 1.

The dashed lines in the figures illustrate portions of the GPS
holder that form no part of the claimed design. The dash dot
dash lines in FIGS. 1 and 9 are for the purpose of illustrating
the enlarged view indicators and form no part of the claimed
design.

1 Claim, 9 Drawing Sheets



(58) **Field of Classification Search**

CPC 2011/0049; B60R 2011/005; B60R
2011/0056; B60R 2011/0057; B60R
2011/0064; B60R 2011/007; B60R
2011/0075; B60R 2011/0068; B60R
2011/008; B60R 2011/0082; B60R
2011/0084; B60R 2011/0085; B60R
2011/0087; B60R 2011/0089; B60R
2011/0091

See application file for complete search history.

(56)

References Cited

U.S. PATENT DOCUMENTS

D540,802 S * 4/2007 Hussaini D14/434
D560,526 S * 1/2008 Skelton D10/74
D629,003 S * 12/2010 Alegiani D14/453
D776,119 S * 1/2017 Plante G06F 1/1632
D14/434

D797,584 S * 9/2017 Venth D10/70
D807,374 S * 1/2018 Mao D14/453
D859,367 S * 9/2019 Permats D14/217
D873,898 S * 1/2020 Roth D16/242
D876,436 S * 2/2020 Shen D14/453
D922,222 S * 6/2021 Bailey D10/65
D946,580 S * 3/2022 Huang D21/333

OTHER PUBLICATIONS

Kewisauto Store, Device Holder for Can Am Trail Commander, posted at Amazon, posting date Jun. 3, 2021. Site visited Nov. 30, 2022. URL: <<https://www.amazon.com/dp/B096LC8579/>> (Year: 2021).*

Sautvs, Sporty Electronic Device Phone Tablet GPS Holder with Storage Box Organizer Tray, posted at Amazon, posting date Jul. 28, 2022. Site visited Nov. 30, 2022. URL: <<https://www.amazon.com/SAUTVS-Electronic-Organizer-Wolverine-Accessories/dp/B0B4J4DN22/>> (Year: 2022).*

* cited by examiner




FIG. 1




FIG. 2

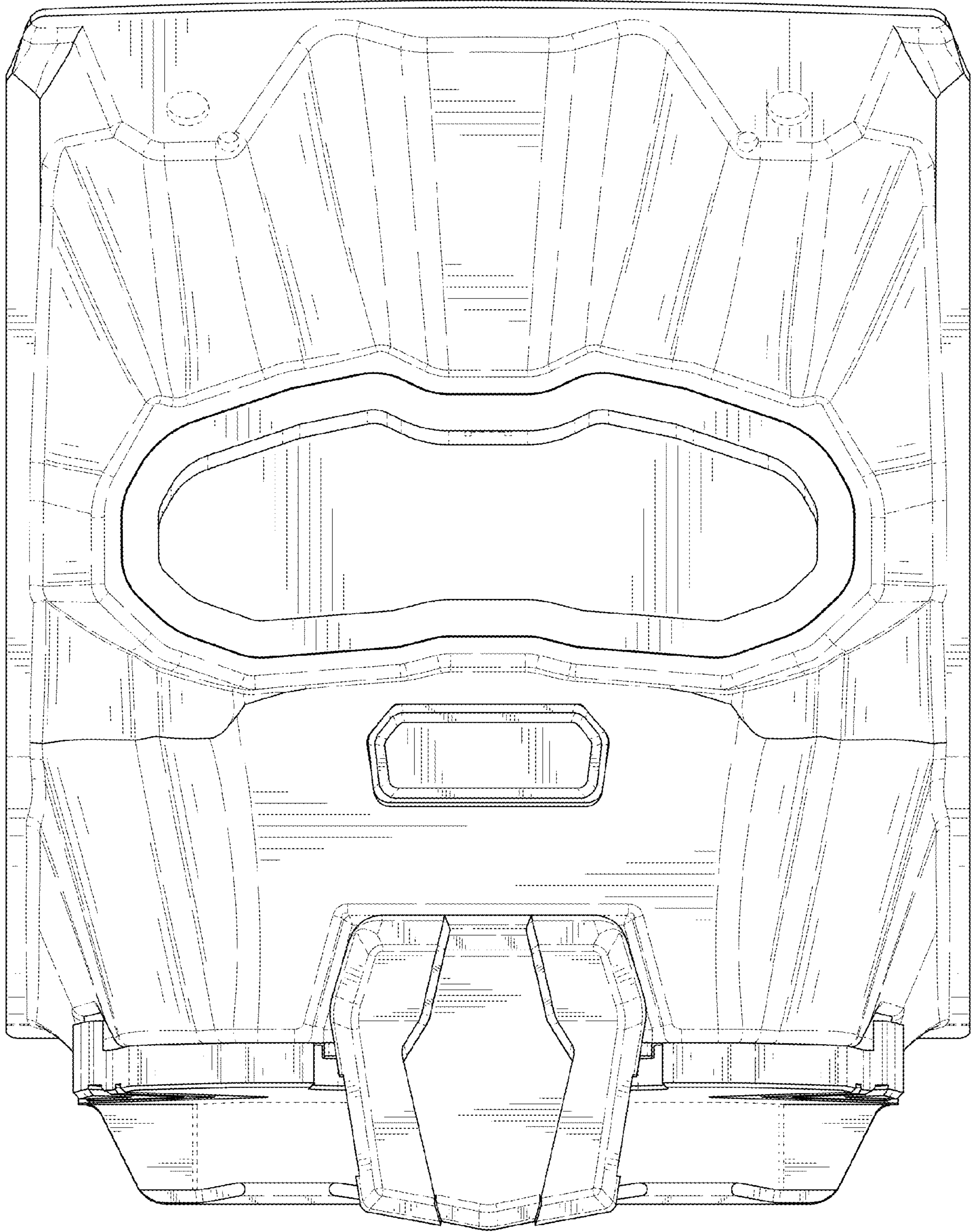


FIG. 3

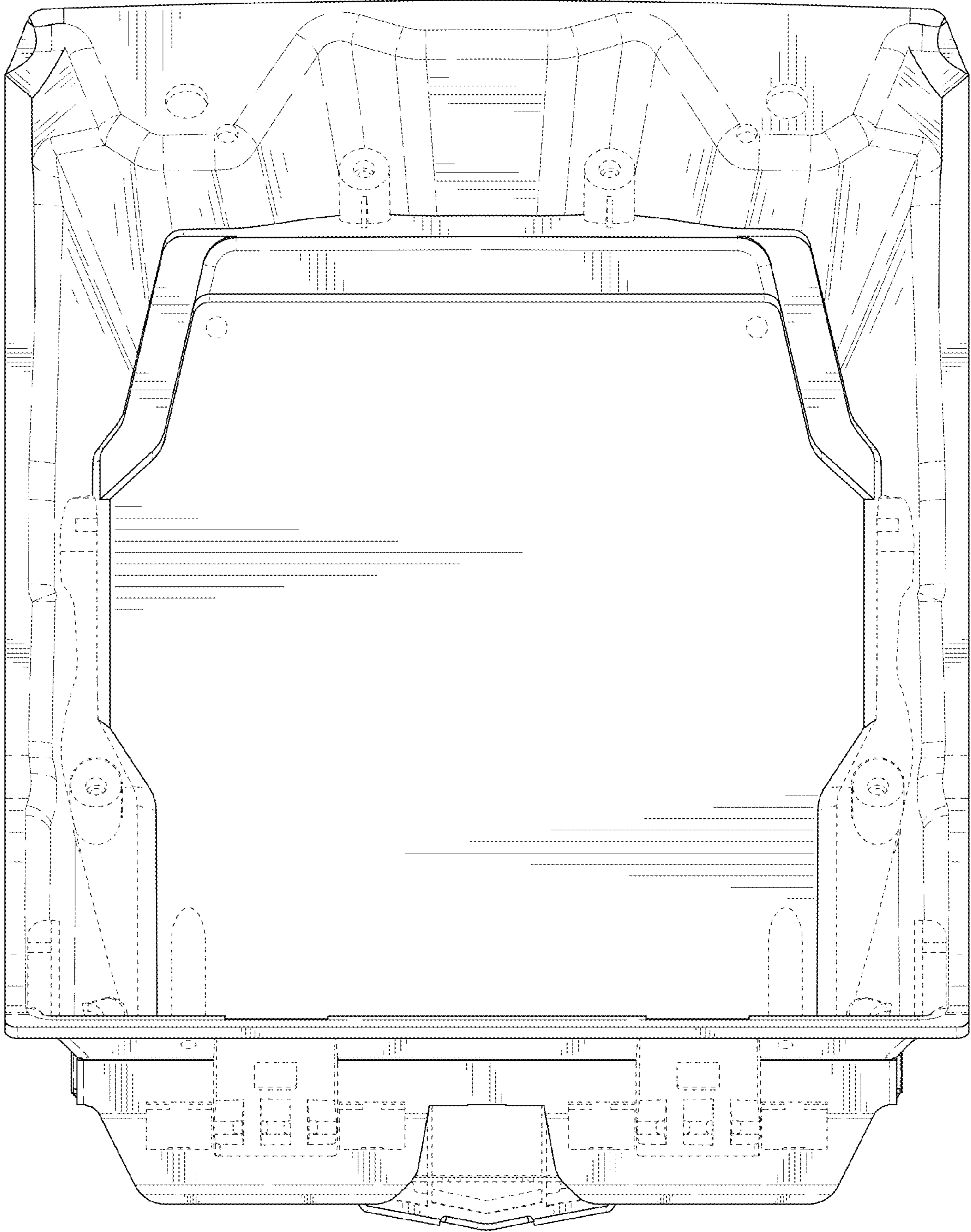


FIG. 4

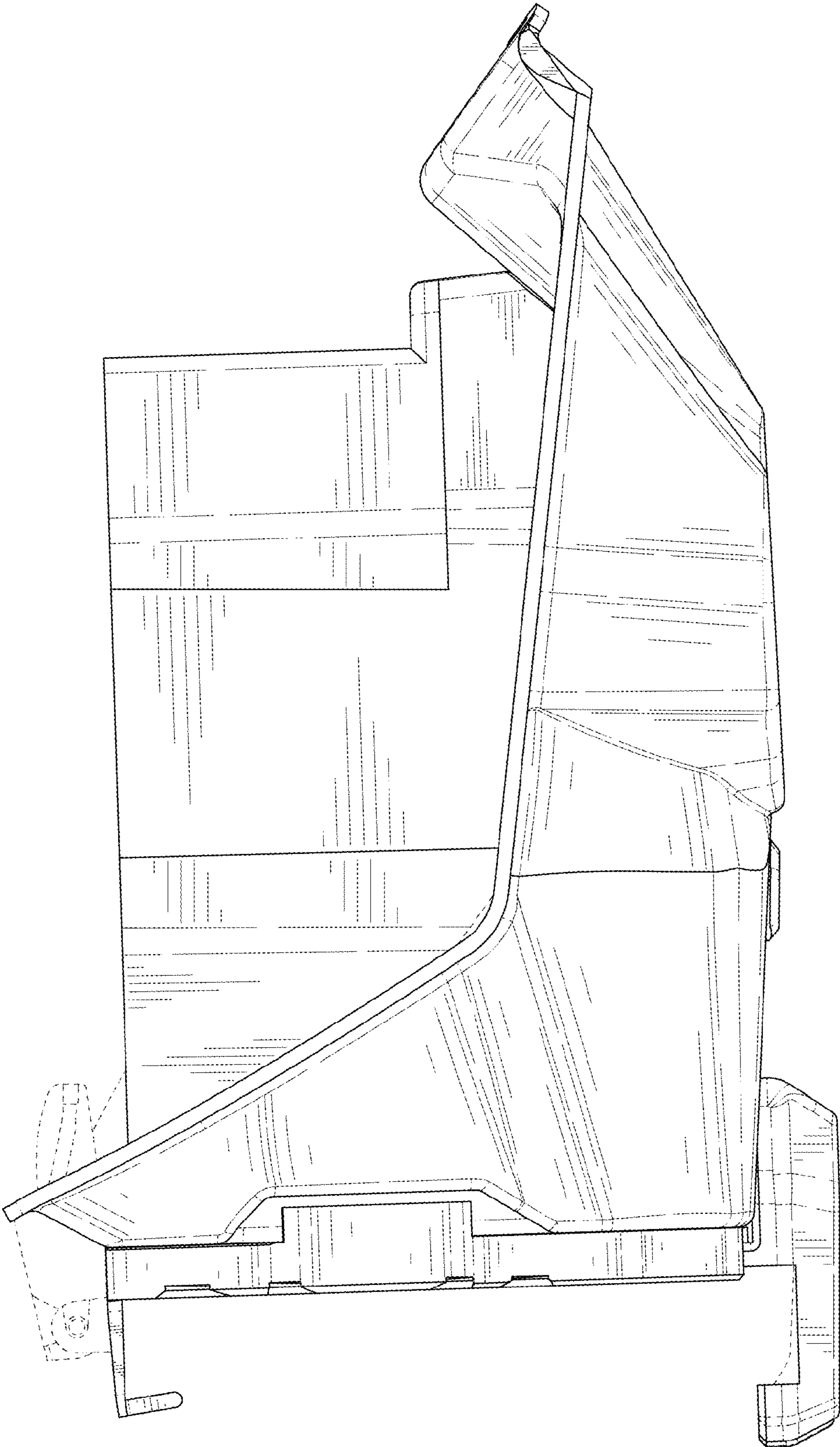


FIG. 5

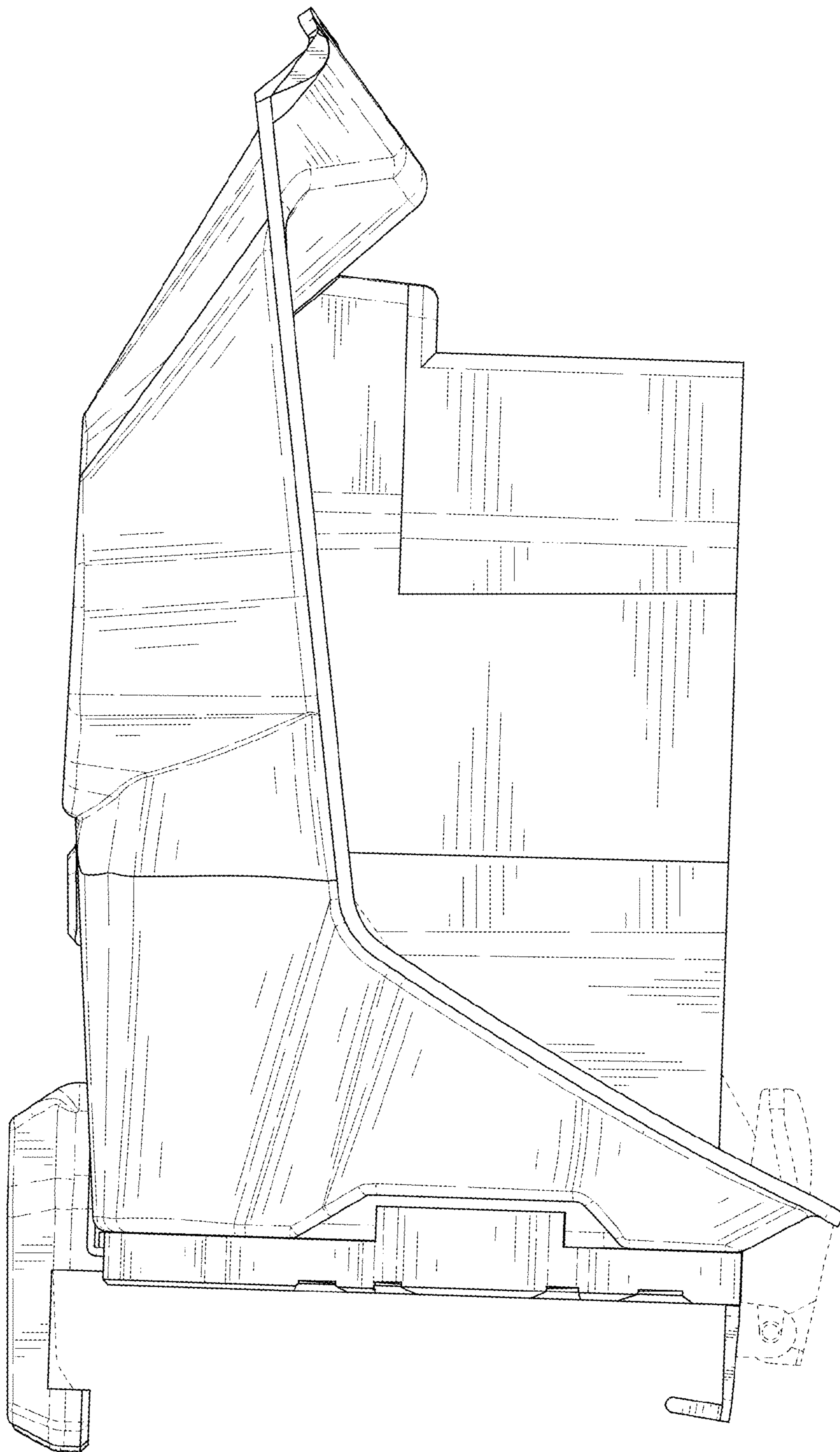


FIG. 6

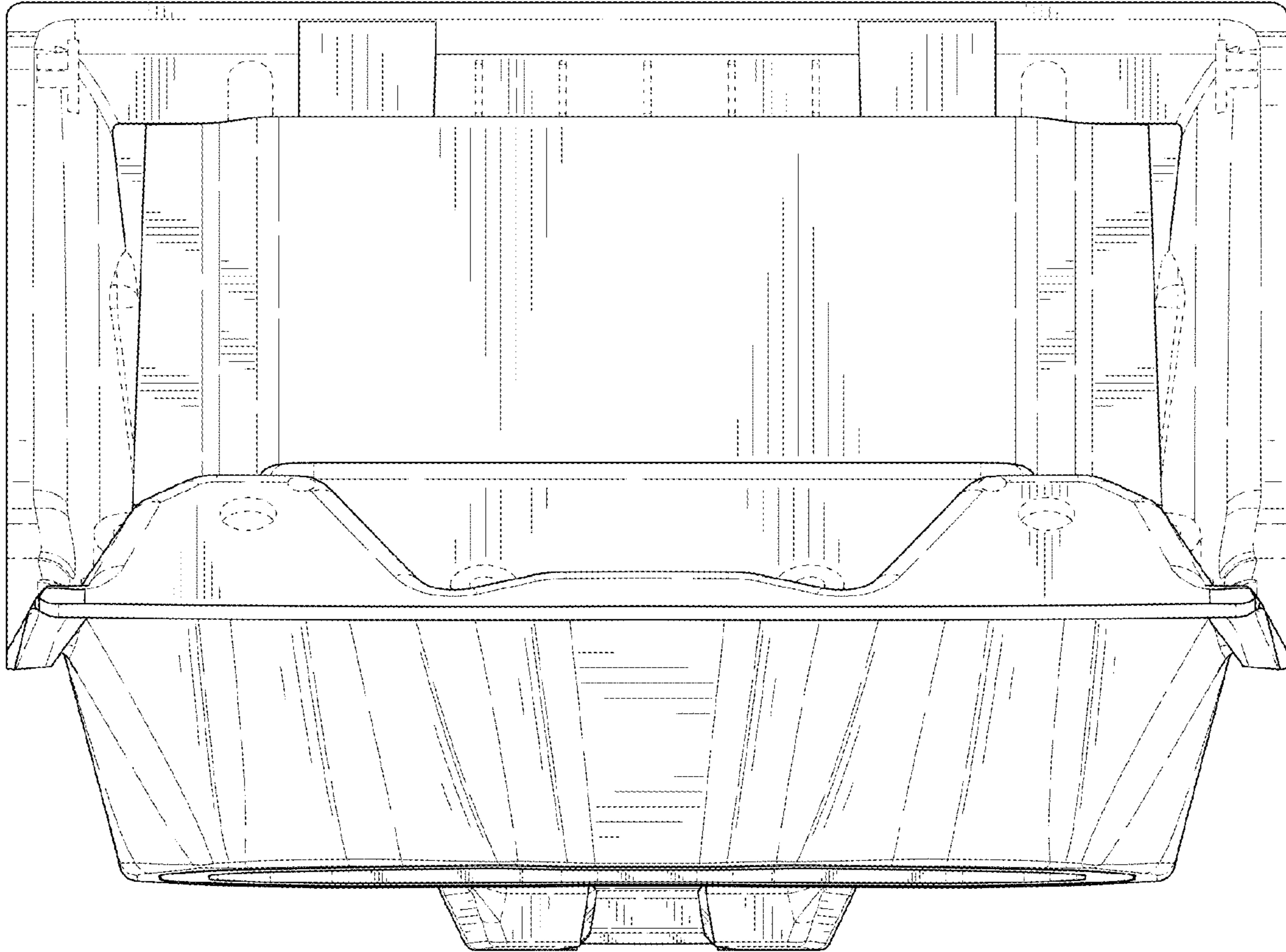


FIG. 7

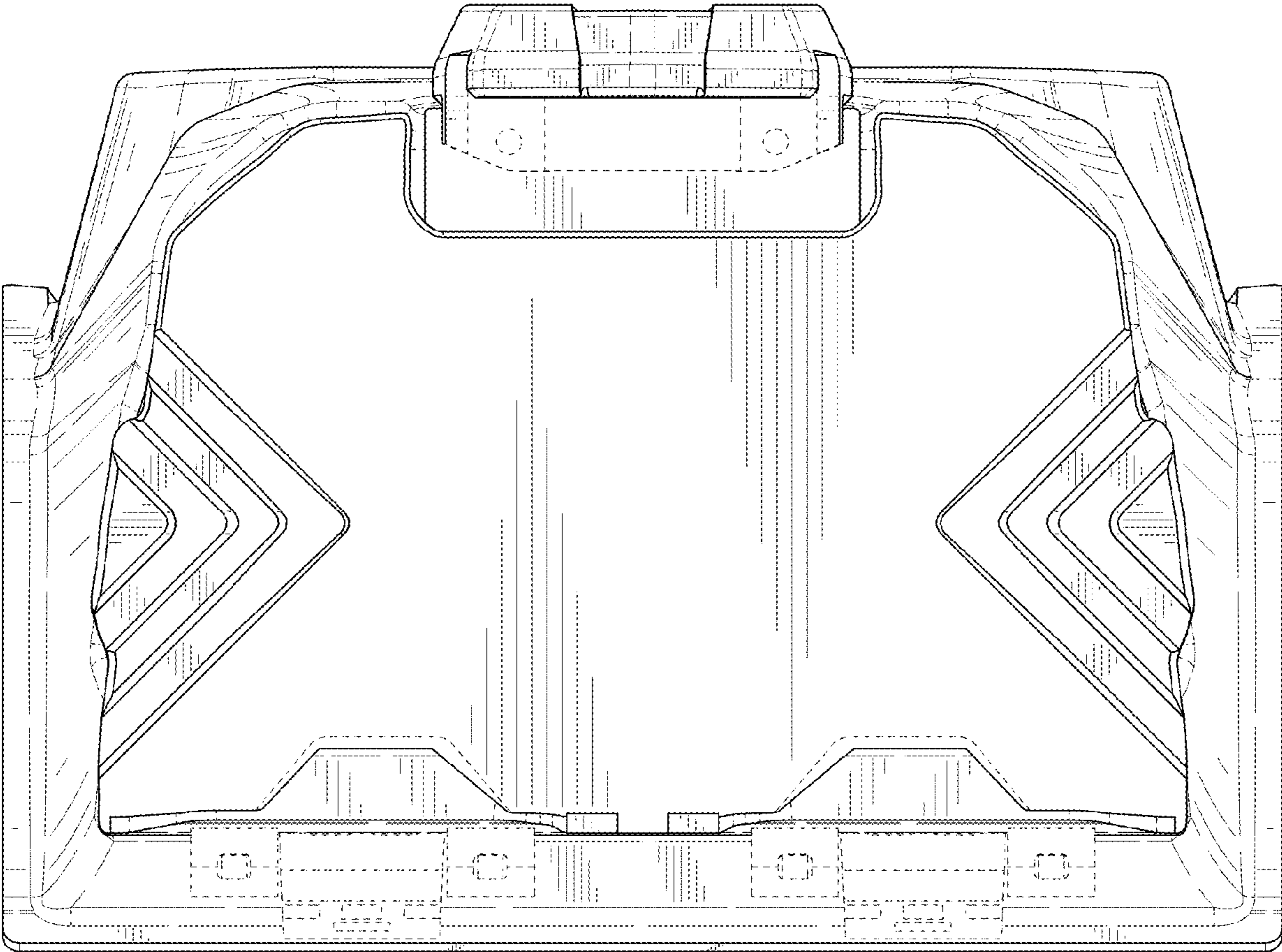


FIG. 8

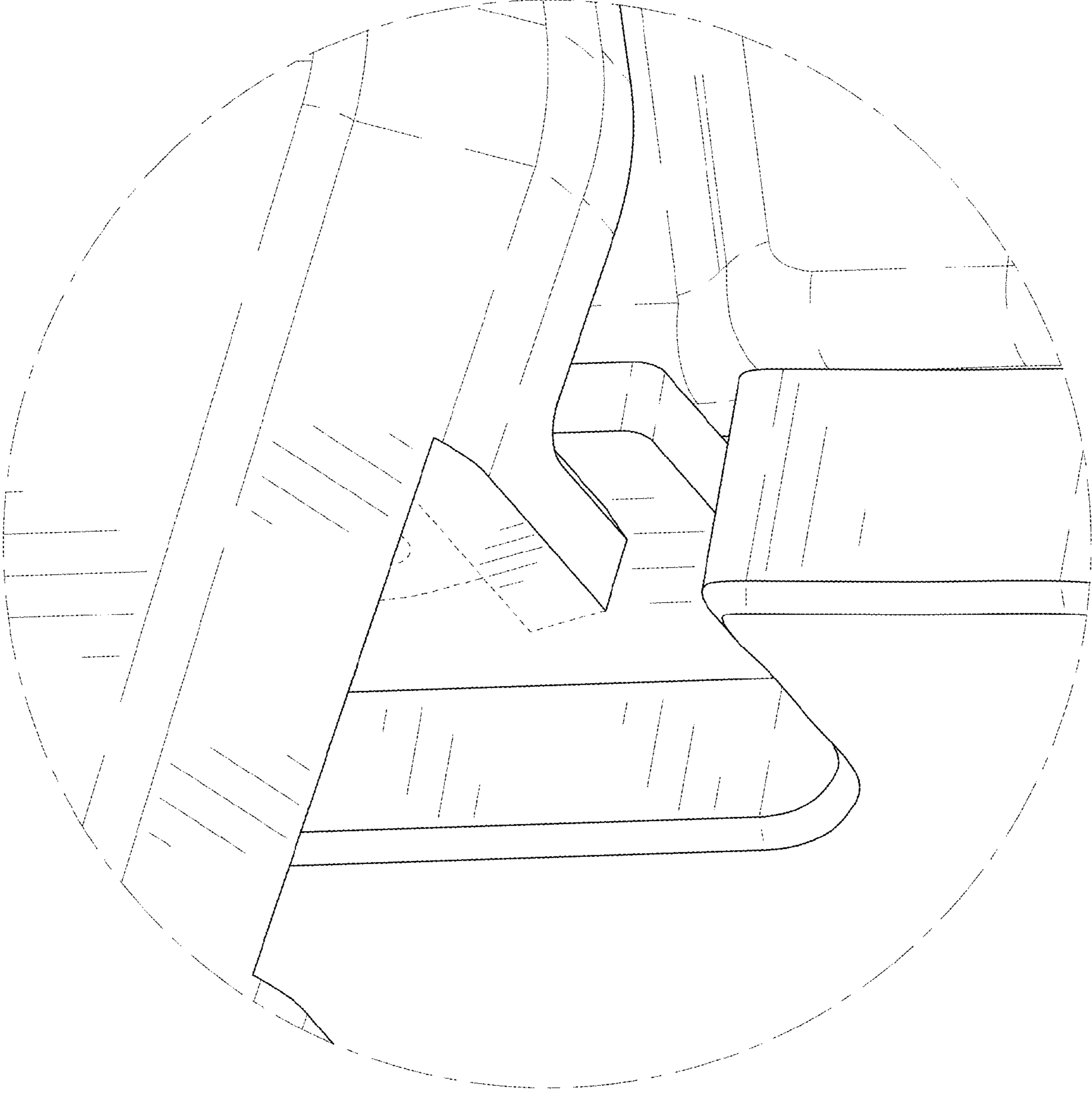


FIG. 9