



US00D988282S

(12) **United States Design Patent** (10) **Patent No.:** **US D988,282 S**  
**Amarosa et al.** (45) **Date of Patent:** **\*\* Jun. 6, 2023**

(54) **SPEAKERPHONE CONSOLE**

(71) Applicant: **Crestron Electronics, Inc.**, Rockleigh, NJ (US)

(72) Inventors: **Joseph Amarosa**, Yorktown Heights, NY (US); **Kian-Mun Kong**, Rivervale, NJ (US); **Michael Fonti**, Congers, NY (US); **Johannes Ott**, Cologne (DE); **Xiaofeng Xu**, Vernon Hills, IL (US)

(73) Assignee: **Crestron Electronics, Inc.**, Rockleigh, NJ (US)

(\*\*) Term: **15 Years**

(21) Appl. No.: **29/812,847**

(22) Filed: **Oct. 25, 2021**

**Related U.S. Application Data**

(63) Continuation of application No. 29/712,003, filed on Nov. 5, 2019, now Pat. No. Des. 937,237.

(51) **LOC (14) Cl.** ..... **14-01**

(52) **U.S. Cl.**  
USPC ..... **D14/149**; D14/214

(58) **Field of Classification Search**  
USPC ..... D14/167, 168, 170–172, 188, 194–196, D14/204, 209.1, 210–216, 219, 221, 222, D14/224, 239, 246, 149  
CPC ..... B60R 11/0217; G06F 1/1688; G10K 9/22; G10K 11/004; H03F 1/327; H04M 1/03; H04M 1/035; H04N 5/642; H04N 21/4852; H04R 1/02; H04R 1/06; H04R 1/021; H04R 1/025; H04R 1/026; H04R 1/028; H04R 1/105; H04R 1/323; H04R 1/403; H04R 1/2803; H04R 1/2837; H04R 5/02; H04R 7/20; H04R 9/06; H04R 9/025; H04R 2201/021; H04R 2400/00; H04R 2400/07; H04R 2400/11; H04R 2499/11; H04R 2499/13; H04R 2499/15; H04S 3/00; H04S 7/30

See application file for complete search history.

(56) **References Cited**

**U.S. PATENT DOCUMENTS**

D232,226 S 7/1974 Bee et al.  
4,178,488 A 12/1979 Nishihata  
(Continued)

**OTHER PUBLICATIONS**

Polycom RealPresence Trio data sheet, 2016.

*Primary Examiner* — Keli L Hill

(74) *Attorney, Agent, or Firm* — Crestron Electronics, Inc.; Nancy Swanson

(57) **CLAIM**

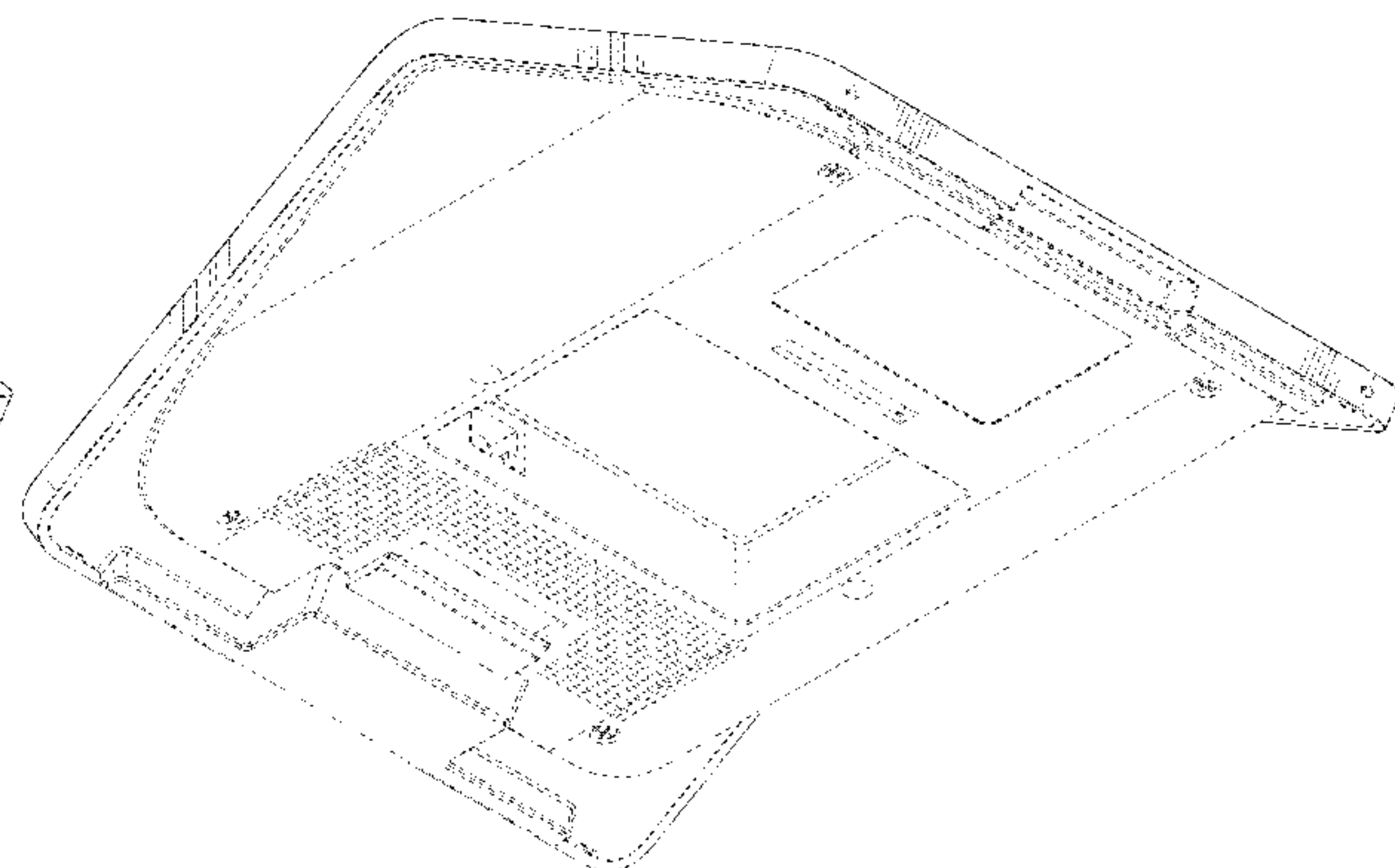
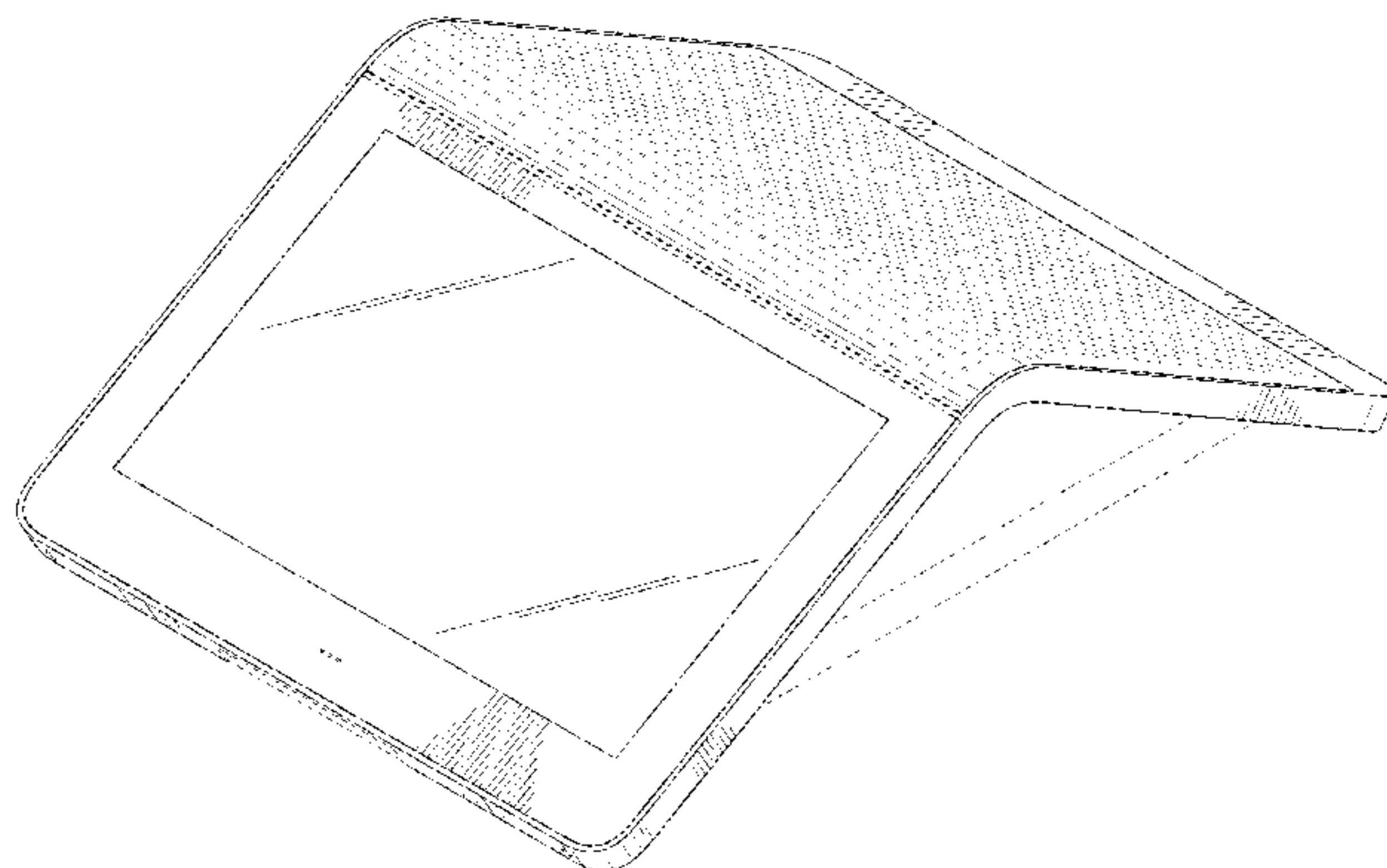
The ornamental design for a speakerphone console, as shown and described.

**DESCRIPTION**

FIG. 1 shows a top isometric view of a speakerphone console embodying our new design;  
FIG. 2 shows a bottom isometric view of the device shown in FIG. 1;  
FIG. 3 shows a front elevation view of the device shown in FIG. 1;  
FIG. 4 shows a rear elevation view of the device shown in FIG. 1;  
FIG. 5 shows a left side elevation view of the device shown in FIG. 1;  
FIG. 6 shows a right side elevation view of the device shown in FIG. 1;  
FIG. 7 shows a top plan view of the device shown in FIG. 1; and,  
FIG. 8 shows a bottom plan view of the device shown in FIG. 1.

The broken lines in the drawings depict parts of the speakerphone console, including the grill, that form no part of the claim.

**1 Claim, 8 Drawing Sheets**



(56)

References Cited

U.S. PATENT DOCUMENTS

4,284,855 A	8/1981	Adams et al.	D635,955 S	4/2011	Corrigan et al.
D283,124 S	3/1986	Kolb	D653,646 S	2/2012	Hovdal
D299,230 S	1/1989	Gagnon	D654,450 S	2/2012	McManigal et al.
D300,927 S	5/1989	Lindinger-Lowy et al.	D658,175 S	4/2012	Goetzen
D305,890 S	2/1990	Read	D662,921 S	7/2012	Clements et al.
D306,729 S	3/1990	Shaanan et al.	D663,843 S	7/2012	Wang
D307,008 S	4/1990	Shaanan et al.	D665,687 S	8/2012	Lee et al.
D309,733 S	8/1990	Yuan	D671,090 S	11/2012	Birger
D323,324 S	1/1992	Suda	D675,196 S	1/2013	Maddern
D325,031 S	3/1992	Chan	D676,414 S	2/2013	Holzer
D344,944 S	3/1994	Fontana	D679,018 S	3/2013	Fullerton et al.
D348,056 S	6/1994	Savio	D687,010 S	7/2013	McManigal et al.
D361,331 S	8/1995	Bryant	D688,225 S	8/2013	Somoza
D368,478 S	4/1996	Bernstein et al.	D691,096 S	10/2013	Beroukas et al.
D370,911 S	6/1996	Mo	D709,046 S	7/2014	Broadbent
D371,345 S	7/1996	Martino et al.	D718,750 S	12/2014	Young et al.
D382,265 S	8/1997	Bradley et al.	D726,685 S	4/2015	Cheng
D382,266 S	8/1997	Wakefield	D729,232 S	5/2015	Wu et al.
D401,582 S	11/1998	Gremchuck	D739,365 S	9/2015	Garcia
D431,034 S	9/2000	Crowe et al.	D749,543 S	2/2016	Lovegrove
D431,551 S	10/2000	Wegner	D784,283 S	4/2017	Snyder et al.
D449,285 S	10/2001	Wakefield et al.	D793,386 S	8/2017	Park et al.
D449,286 S	10/2001	Wakefield et al.	D795,834 S	8/2017	Pelland
D457,869 S	5/2002	Narita	D805,639 S	12/2017	Lee
D478,560 S	8/2003	Misrahi et al.	D809,565 S	2/2018	Magi et al.
D480,059 S	9/2003	Misrahi et al.	D816,056 S	4/2018	Klein et al.
D501,841 S	2/2005	Hsu	D817,313 S	5/2018	Horito et al.
D503,395 S	3/2005	Hirano	D826,761 S	8/2018	Lee et al.
D514,543 S	2/2006	Himmel	D844,010 S	3/2019	Owens et al.
D548,839 S	8/2007	Kobayakawa et al.	D845,264 S	4/2019	Snyder et al.
D551,207 S	9/2007	Yano	D873,231 S	1/2020	Klein et al.
D551,208 S	9/2007	Yano	D874,421 S	2/2020	Snyder et al.
D559,832 S	1/2008	Poandl	D874,422 S	2/2020	Yang
D571,776 S	6/2008	Duys et al.	D890,161 S	7/2020	Sreenivas et al.
D583,060 S	12/2008	Kitamura et al.	D893,443 S	8/2020	Rodriguez et al.
D585,398 S	1/2009	Hwang	D894,855 S	9/2020	Kennedy et al.
D589,829 S	4/2009	Friedli	D894,865 S	9/2020	Yin et al.
D589,831 S	4/2009	Friedli	D899,394 S	10/2020	Yang
D589,914 S	4/2009	Wang et al.	D900,051 S	10/2020	Yang
D594,845 S	6/2009	Skurdal	D902,879 S	11/2020	Balch et al.
D598,551 S	8/2009	Miwa et al.	D902,880 S	11/2020	Florczak et al.
D599,761 S	9/2009	Birsel et al.	D908,652 S	1/2021	Kennedy et al.
D601,052 S	9/2009	Friedli	D911,994 S	3/2021	Amarosa et al.
D612,503 S	3/2010	Johnston et al.	D928,735 S	8/2021	Yoo et al.
D619,116 S	7/2010	Skurdal	D928,736 S	8/2021	Weng et al.
			D937,237 S *	11/2021	Amarosa ..... D14/149

\* cited by examiner



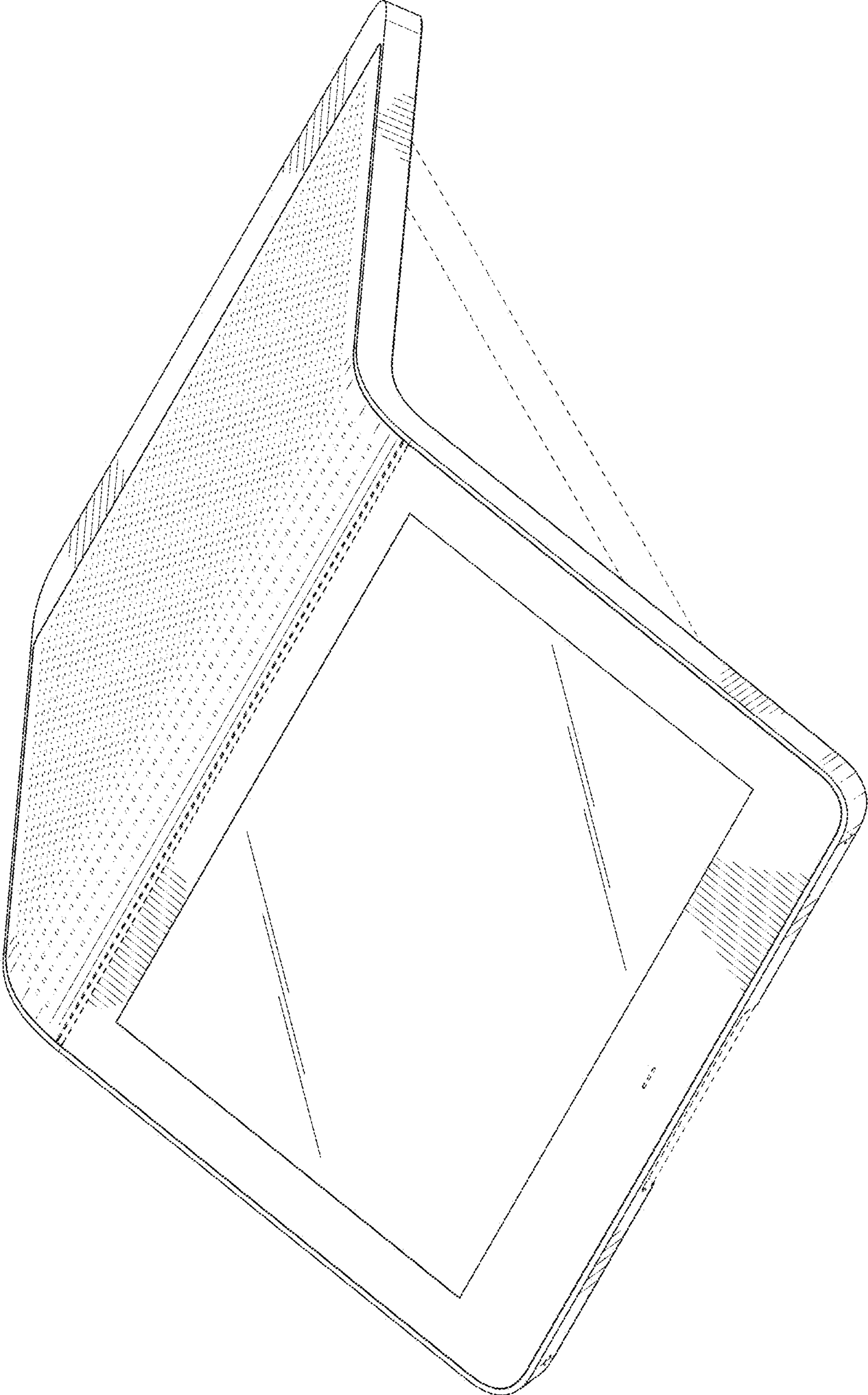


FIG. 1

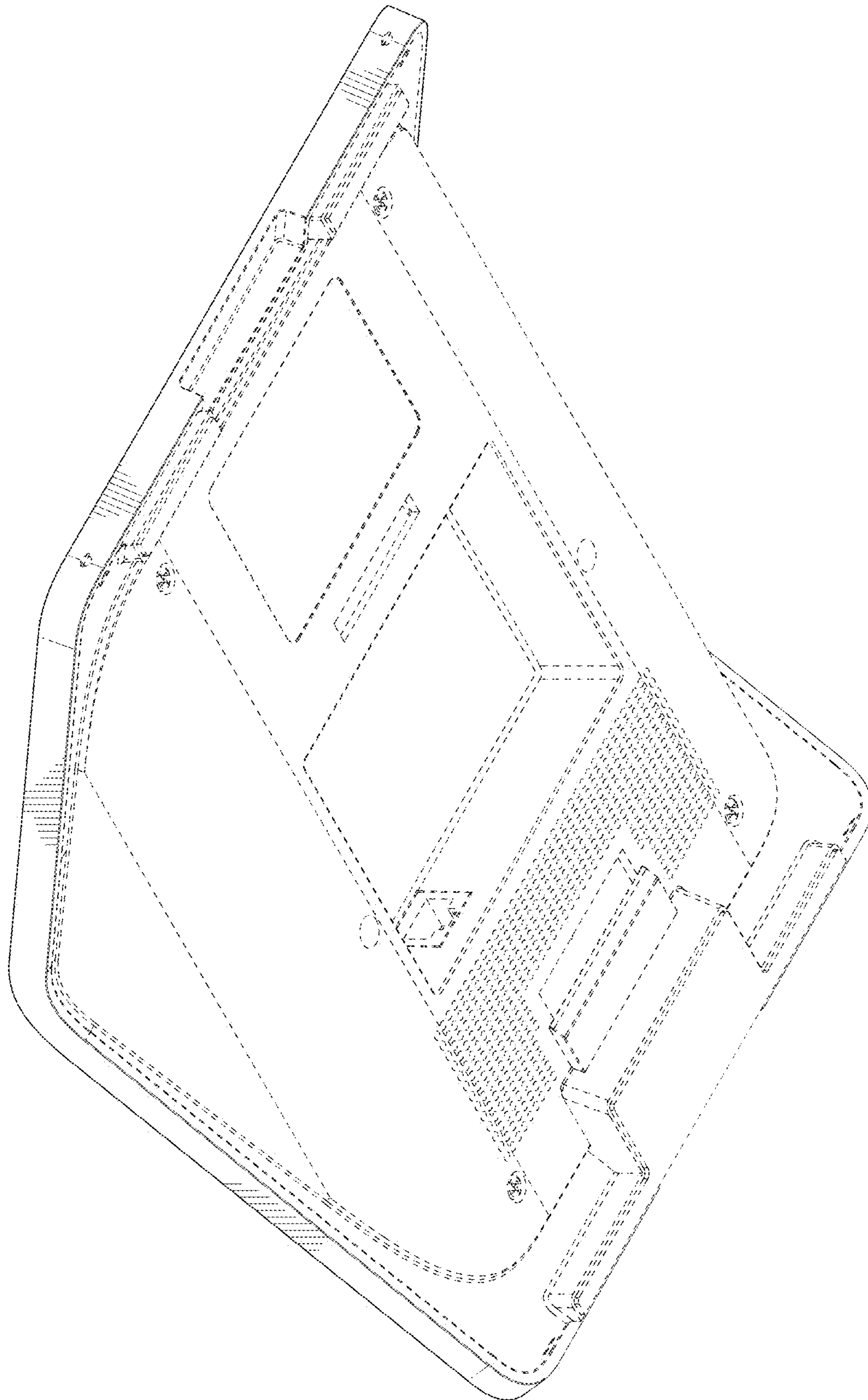


FIG. 2

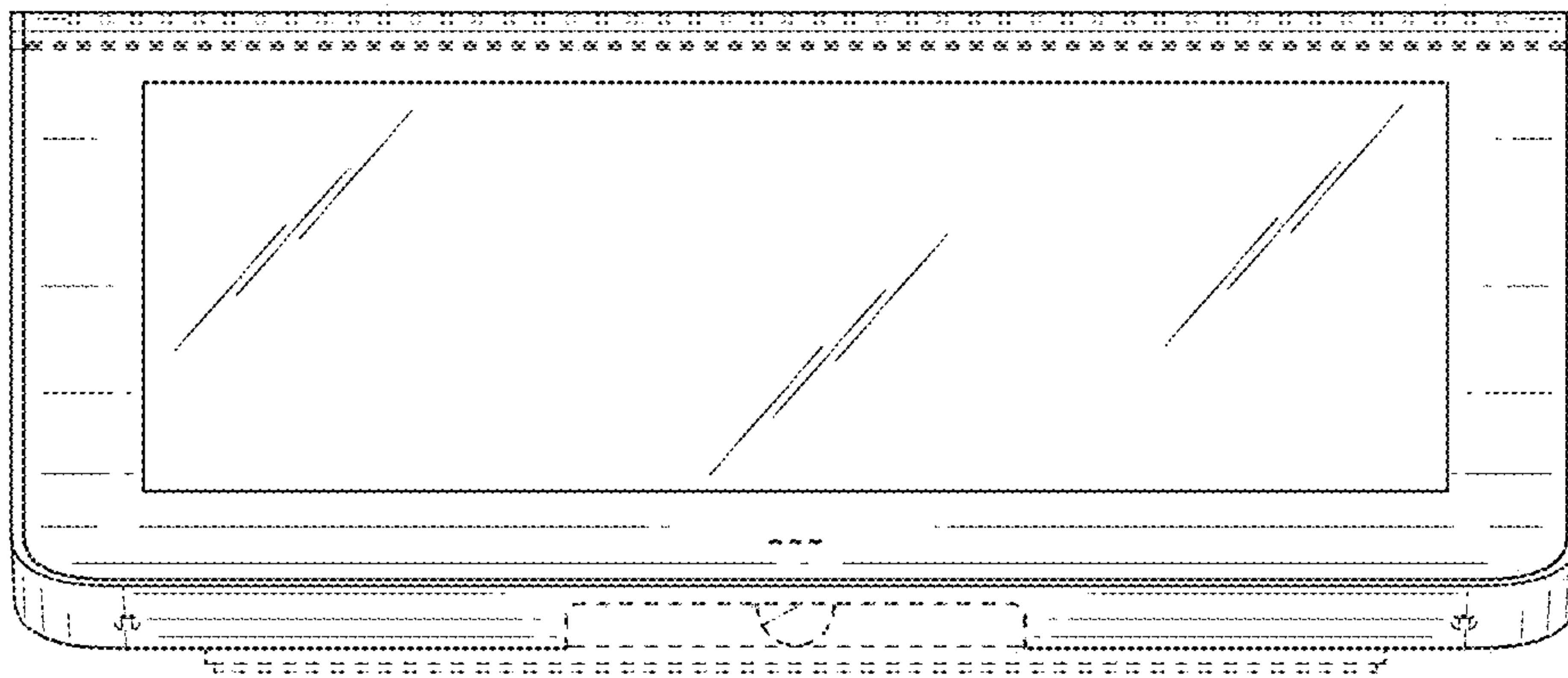


FIG. 3




FIG. 4

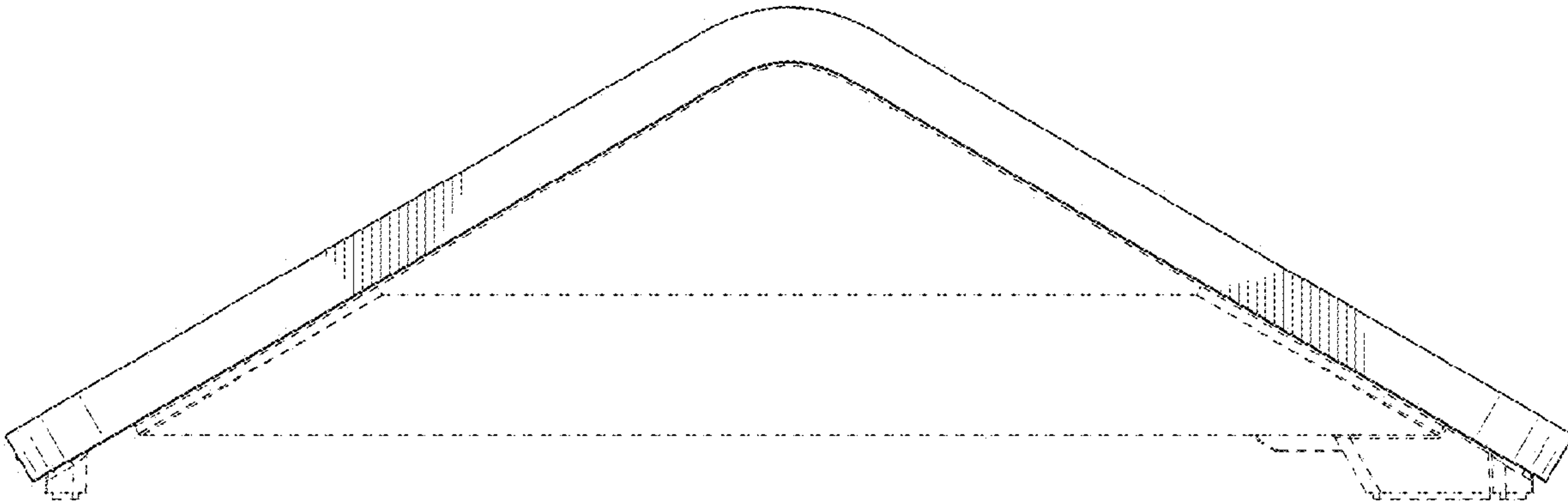


FIG.5

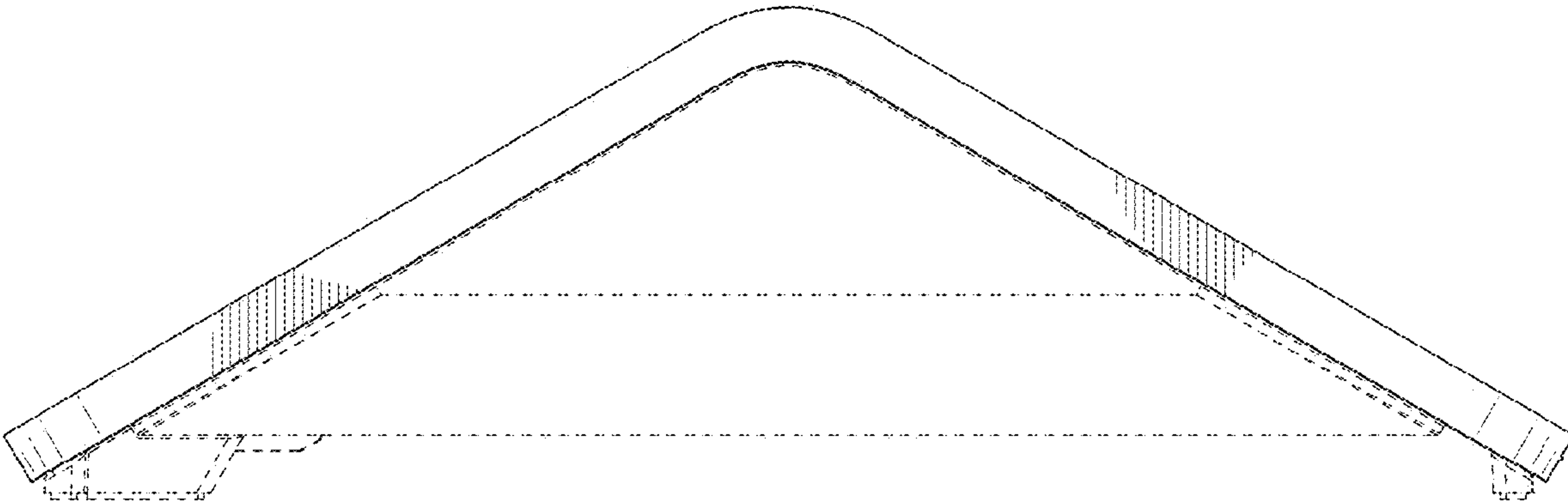


FIG.6



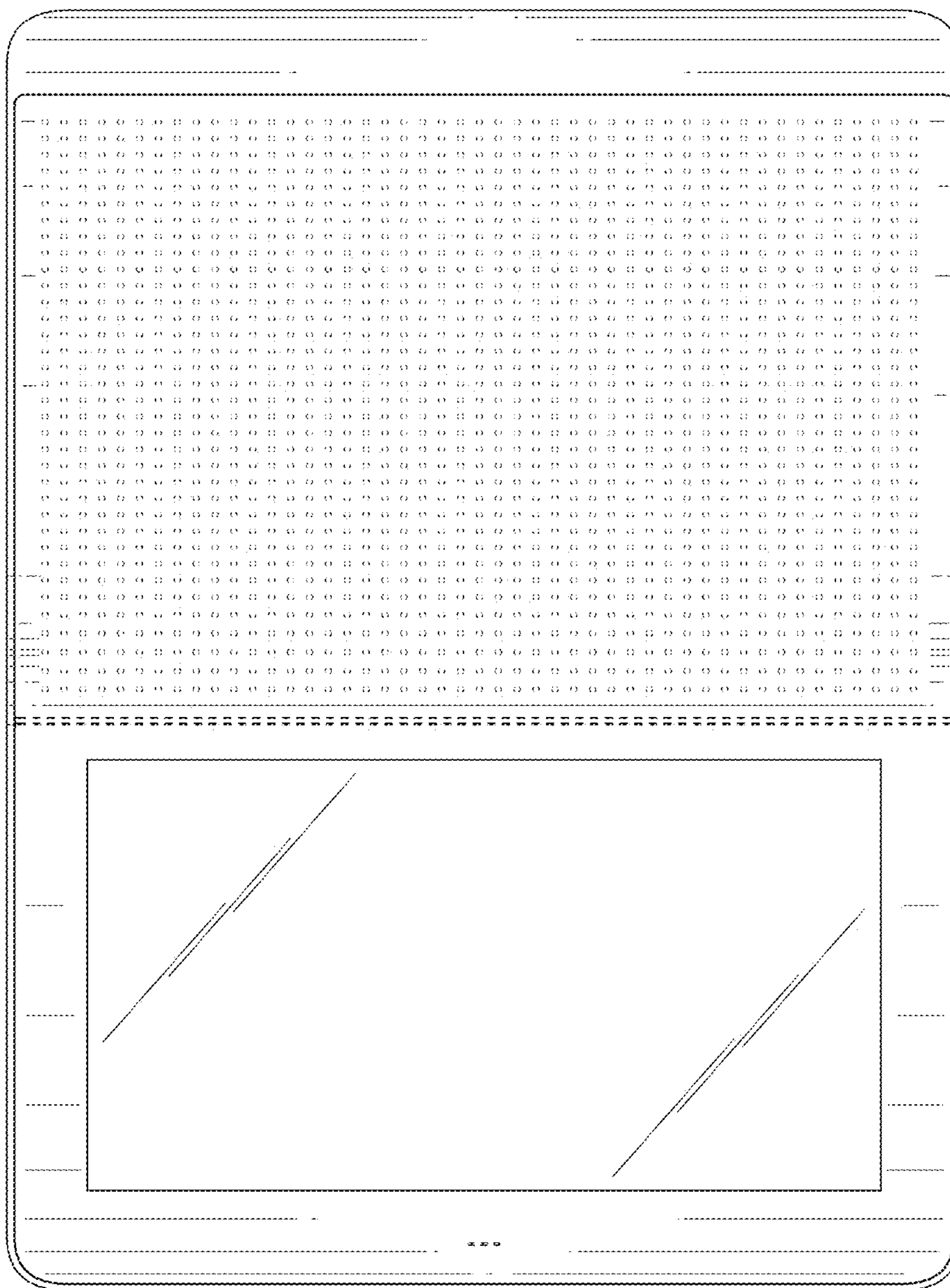


FIG. 7

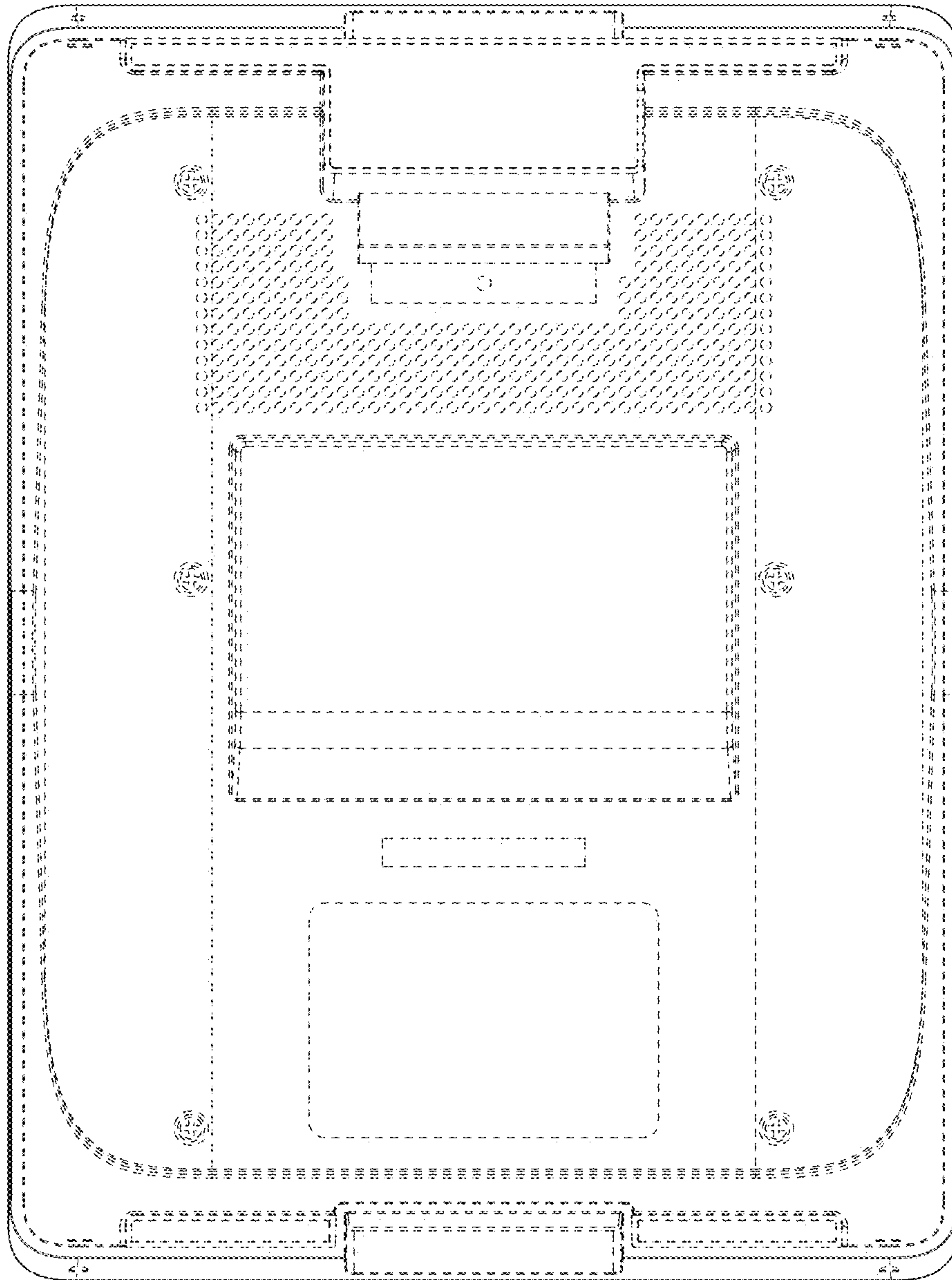


FIG. 8