



US00D988280S

(12) **United States Design Patent** (10) **Patent No.:** **US D988,280 S**
Yu (45) **Date of Patent:** **** Jun. 6, 2023**

(54) **MOBILE PHONE**

FOREIGN PATENT DOCUMENTS

(71) Applicant: **BEIJING XIAOMI MOBILE SOFTWARE CO., LTD.**, Beijing (CN)

CN 303308872 S 7/2015
CN 304664990 S 6/2018

(Continued)

(72) Inventor: **Tao Yu**, Beijing (CN)

OTHER PUBLICATIONS

(73) Assignee: **BEIJING XIAOMI MOBILE SOFTWARE CO., LTD.**, Beijing (CN)

Xiaomi Mi Brand to Bring Premium Mobile Offerings to India in 2020, Company Reveals, www.gadgets360.com, Jan. 16, 2020. <https://gadgets360.com/mobiles/features/xiaomi-mi-brand-premium-phone-launch-2020-india-raghu-reddy-2164591> (Year: 2020).*

(Continued)

(**) Term: **15 Years**

(21) Appl. No.: **29/740,546**

Primary Examiner — Llorelys Martinez

(22) Filed: **Jul. 6, 2020**

Assistant Examiner — Kwabena A. Ankobiah

(74) *Attorney, Agent, or Firm* — Syncoda LLC; Feng Ma

(30) **Foreign Application Priority Data**

Jan. 14, 2020 (CN) 202030024496.2

(51) **LOC (14) Cl.** **14-03**

(52) **U.S. Cl.**

USPC **D14/138 AA**

(58) **Field of Classification Search**

USPC D14/138 R, 138 G, 138 AA, 138 AB, D14/138 AC, 138 AD, 138 C, 248, 203.1, D14/203.3, 203.4, 203.7, 388, 389, 432, D14/439, 426, 3, 48, 341, 496; D13/103, D13/107

CPC G06F 3/041; G06F 3/0412; G06F 3/0488; G06F 3/04883; G06F 1/1613; G06F 1/1626; G06F 1/1692; G06F 2200/1633; H04M

(Continued)

(56) **References Cited**

U.S. PATENT DOCUMENTS

D722,035 S * 2/2015 Nam D14/138 G
D722,036 S * 2/2015 Nam D14/138 G

(Continued)

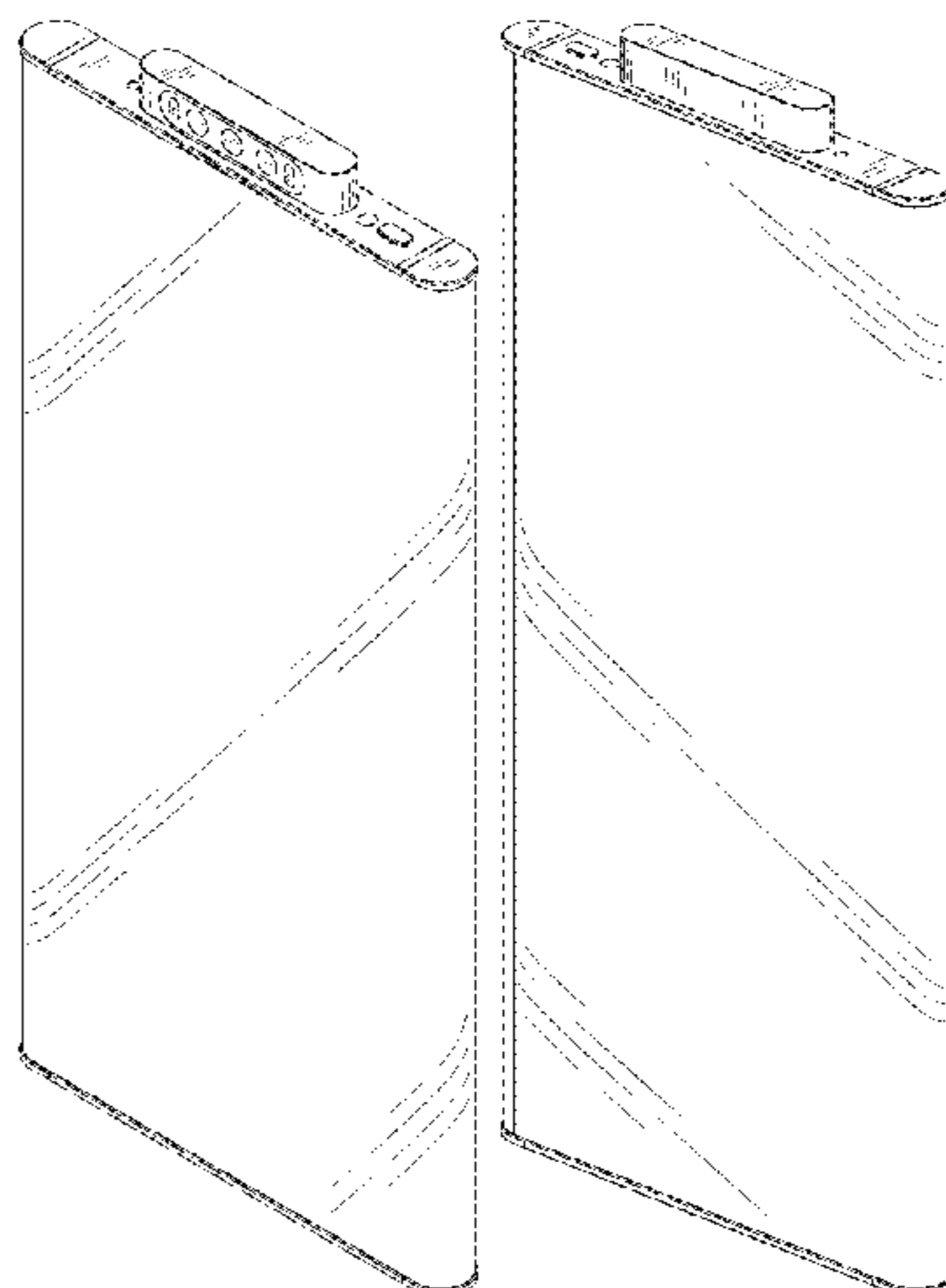
(57) **CLAIM**

The ornamental design for a mobile phone, as shown and described.

DESCRIPTION

FIG. 1 is a front view of a mobile phone showing the new design;
FIG. 2 is a back view thereof;
FIG. 3 is a left side view thereof;
FIG. 4 is a right side view thereof;
FIG. 5 is a top view thereof;
FIG. 6 is a bottom view thereof;
FIG. 7 is a perspective view thereof;
FIG. 8 is another perspective view thereof;
FIG. 9 is a front view thereof, showing the mobile phone in an alternate configuration;
FIG. 10 is a back view thereof;
FIG. 11 is a left side view thereof;
FIG. 12 is a right side view thereof;
FIG. 13 is a top view thereof;
FIG. 14 is a bottom view thereof;
FIG. 15 is a perspective view thereof; and,
FIG. 16 is another perspective view thereof.

(Continued)



The broken lines in the drawings illustrate portions of the mobile phone that form no part of the claimed design.

1 Claim, 16 Drawing Sheets

(58) Field of Classification Search

CPC 1/0283; H04M 1/0279; H04M 1/0202;
H04M 1/0266; H04M 1/027

See application file for complete search history.

(56)

References Cited

U.S. PATENT DOCUMENTS

D722,037 S *	2/2015	Nam	D14/138 G
D737,794 S *	9/2015	Lee	D14/138 G
D745,004 S *	12/2015	Kim	H04M 1/0281 D14/341
D747,301 S *	1/2016	Lee	D14/138 G
D768,594 S	10/2016	Szeto	
D780,179 S *	2/2017	Bae	D14/138 G
D789,922 S *	6/2017	Yamazaki	D14/341
D838,270 S *	1/2019	Cho	D14/341
D884,689 S *	5/2020	Chen	D14/248
D897,303 S *	9/2020	Gong	D14/138 G
D919,587 S *	5/2021	Cao	D14/138 G
D920,273 S *	5/2021	Zhao	D14/138 G
D943,543 S *	2/2022	Zhang	D14/138 AB
D944,264 S *	2/2022	Lu	H04M 1/0281 D14/485

D944,825 S *	3/2022	Li	D14/485
D945,390 S *	3/2022	Pei	D14/138 G
D945,454 S *	3/2022	Pei	D14/485
D947,805 S *	4/2022	Li	D14/138 G
D955,352 S *	6/2022	Lee	D14/138 G
D955,379 S *	6/2022	Kim	D14/341
D956,039 S *	6/2022	Lee	D14/341
D956,738 S *	7/2022	Kim	D14/341
D959,400 S *	8/2022	Liu	D14/138 AC
D962,989 S *	9/2022	Hu	D14/138 G

FOREIGN PATENT DOCUMENTS

CN	304683539 S	6/2018
CN	304898883 S	11/2018
CN	305049351 S	2/2019
CN	305366833 S	9/2019
CN	305433899 S	11/2019
CN	305498793 S	12/2019
WO	D086081-0011 S	7/2015

OTHER PUBLICATIONS

Xiaomi Mi Mix Alpha Will Never Made It To the Shelves, www.gearbest.com, Aug. 14, 2020. <https://www.gearbest.com/community/OejTe9> (Year: 2020).*

New Wingtech patent might be for a Xiaomi device with a triple pop up selfie camera, www.gizmochina.com, Aug. 5, 2020. <https://www.gizmochina.com/2020/08/05/wingtech-patent-might-be-for-a-xiaomi-device/> (Year: 2020).*

* cited by examiner




FIG. 1




FIG. 2

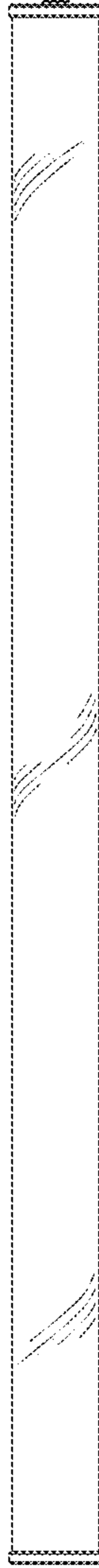


FIG. 3



FIG. 4



FIG. 5



FIG. 6




FIG. 7




FIG. 8




FIG. 9




FIG. 10

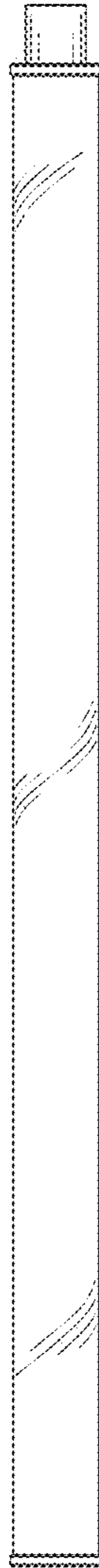


FIG. 11

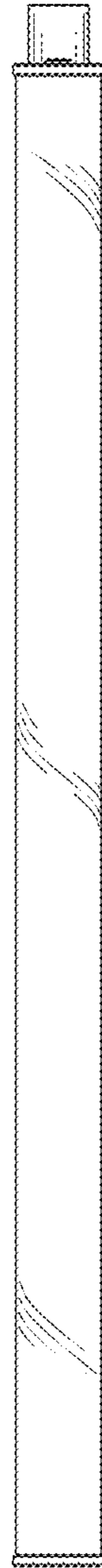


FIG. 12




FIG. 13




FIG. 14

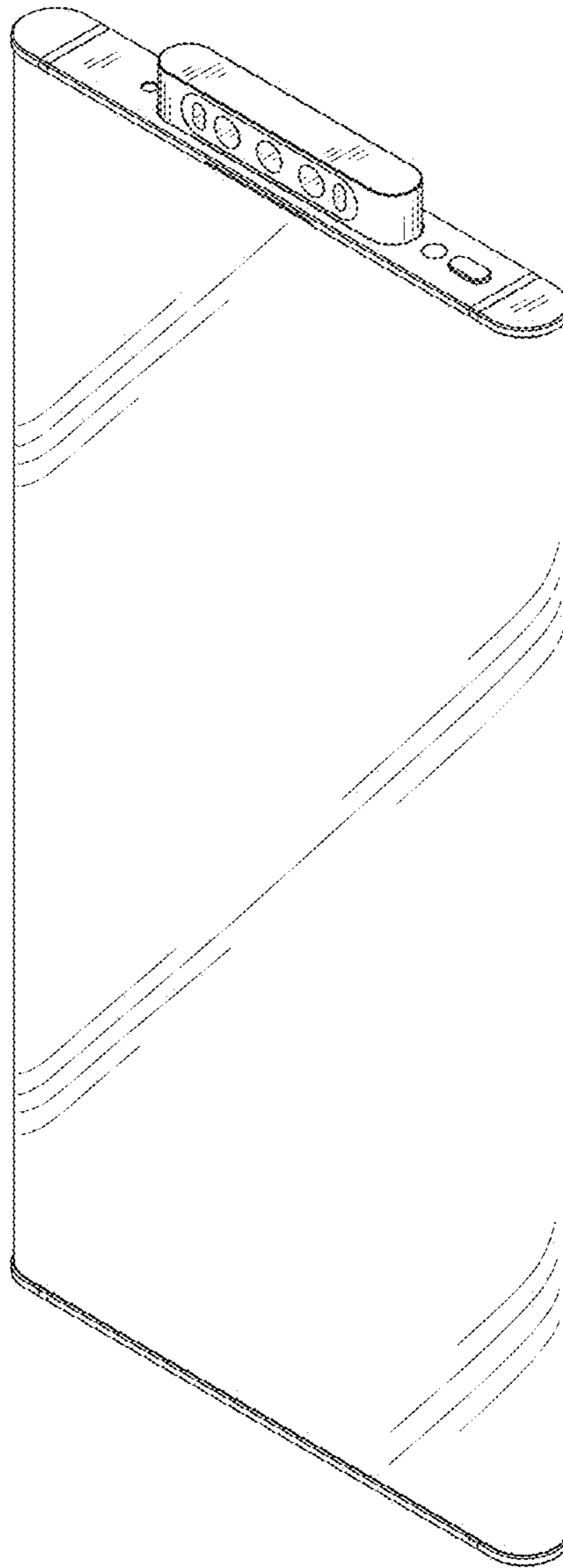


FIG. 15




FIG. 16