



US00D988248S

(12) **United States Design Patent** (10) **Patent No.:** **US D988,248 S**
Nakayashiki et al. (45) **Date of Patent:** **** Jun. 6, 2023**

- (54) **SOLAR ARRAY**
- (71) Applicant: **REC Solar Pte. Ltd.**, Singapore (SG)
- (72) Inventors: **Kenta Nakayashiki**, Singapore (SG);
Bjoern Erik Andersson, Singapore (SG)
- (73) Assignee: **REC SOLAR PTE. LTD.**, Singapore (SG)
- (**) Term: **15 Years**
- (21) Appl. No.: **29/821,150**
- (22) Filed: **Dec. 28, 2021**

Related U.S. Application Data

- (63) Continuation of application No. 29/726,621, filed on Mar. 4, 2020, now Pat. No. Des. 940,644, which is a continuation of application No. 29/704,794, filed on Sep. 6, 2019, now Pat. No. Des. 889,393.
- (51) **LOC (14) Cl.** **13-02**
- (52) **U.S. Cl.**
USPC **D13/102**
- (58) **Field of Classification Search**
USPC D13/102, 101, 103, 110, 107, 108, 199
CPC H01L 31/00; H01L 31/042; H01L 31/045;
H01L 31/048; H01L 31/052; H01L 31/0475; H01L 31/0485; H01M 10/052;
H01M 10/465; H02S 30/10; H02S 30/20;
H02S 10/40; Y02E 10/50; Y02E 10/52;
Y02E 10/56; Y10S 136/291; Y10S 136/293; H02J 7/35
See application file for complete search history.

(56) **References Cited**

U.S. PATENT DOCUMENTS

- D353,129 S * 12/1994 Ricaud D13/102
- D767,484 S * 9/2016 Morad D13/102

- D788,027 S * 5/2017 Gibson D13/102
- D812,554 S * 3/2018 Gibson D13/102
- D841,571 S * 2/2019 Zhou D13/102
- 2012/0204938 A1 * 8/2012 Hacke H01L 31/022441
136/246
- 2012/0318319 A1 * 12/2012 Pinarbasi H01L 31/0201
257/E33.001

FOREIGN PATENT DOCUMENTS

- EM 002065391-0005 6/2012
- EM 006264107-0004 2/2019

(Continued)

OTHER PUBLICATIONS

“Half-cell reduces power generation losses by 75%, trina’s new module”, retrived from <https://www.itmedia.co.jp/smartjapan/articles/1803/09/news041.html>, published Mar. 9, 2018.

(Continued)

Primary Examiner — Derrick E Holland

(74) *Attorney, Agent, or Firm* — Leason Ellis LLP

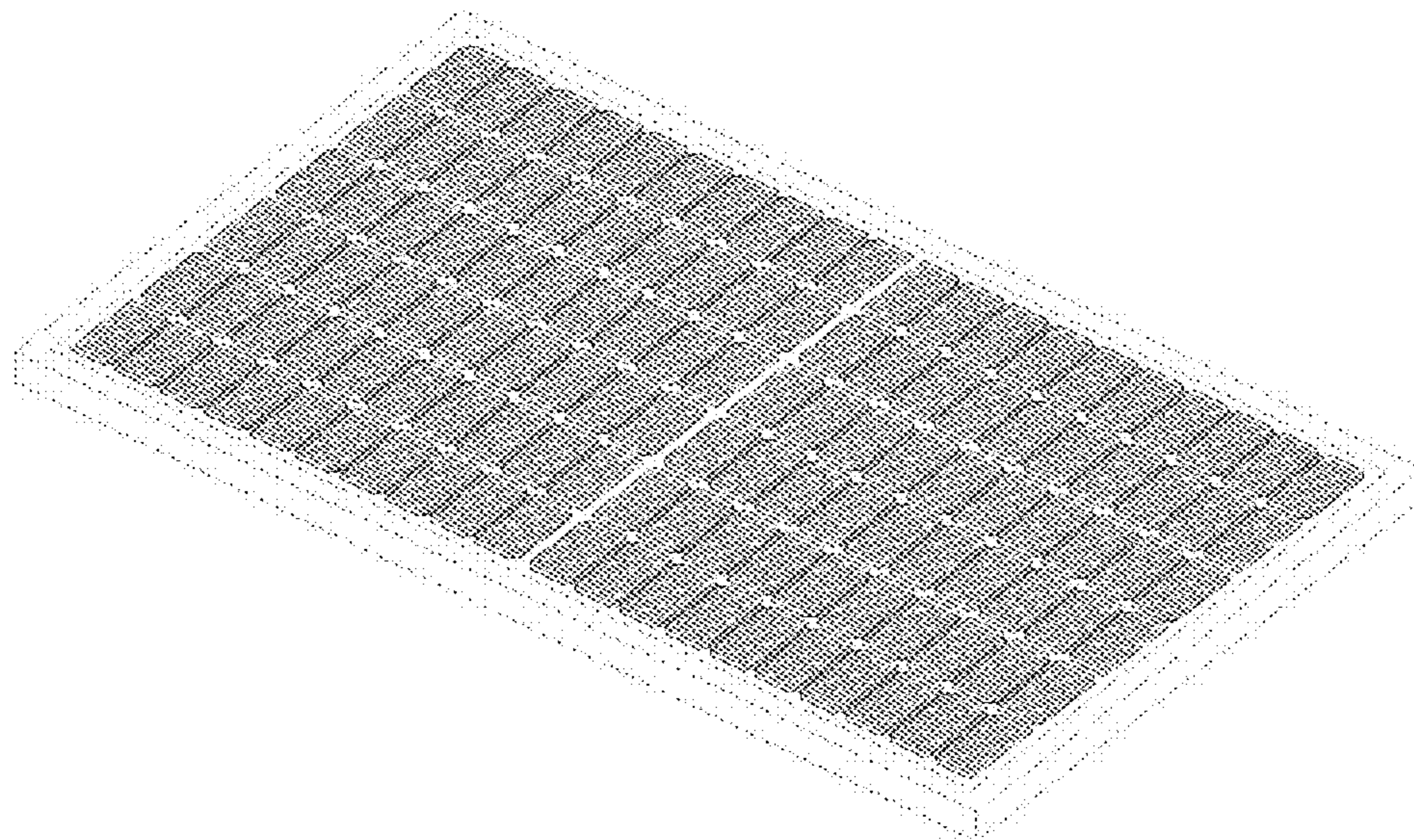
(57) **CLAIM**

The ornamental design for solar array, as shown and described.

DESCRIPTION

FIG. 1 is a top perspective view of solar array according to our new design;
FIG. 2 is a top view thereof;
FIG. 3 is a bottom view thereof;
FIG. 4 is a front view thereof;
FIG. 5 is a rear view thereof;
FIG. 6 is a right side view thereof; and,
FIG. 7 is a left side view thereof.
The broken lines in the drawings represent environmental subject matter and form no part of the claimed design.

1 Claim, 7 Drawing Sheets



(56)

References Cited

FOREIGN PATENT DOCUMENTS

EM	006538104-0001	5/2019
EM	006573630-0001	6/2019

OTHER PUBLICATIONS

Splitmax enlarged view, https://image.itmedia.co.jp/smartjapan/articles/1803/09/1_mat20180308trina_image01.jpg, retrieved Mar. 31, 2020.

Office Action for corresponding JP Application No. 2019-01995 dated Apr. 14, 2020.

* cited by examiner

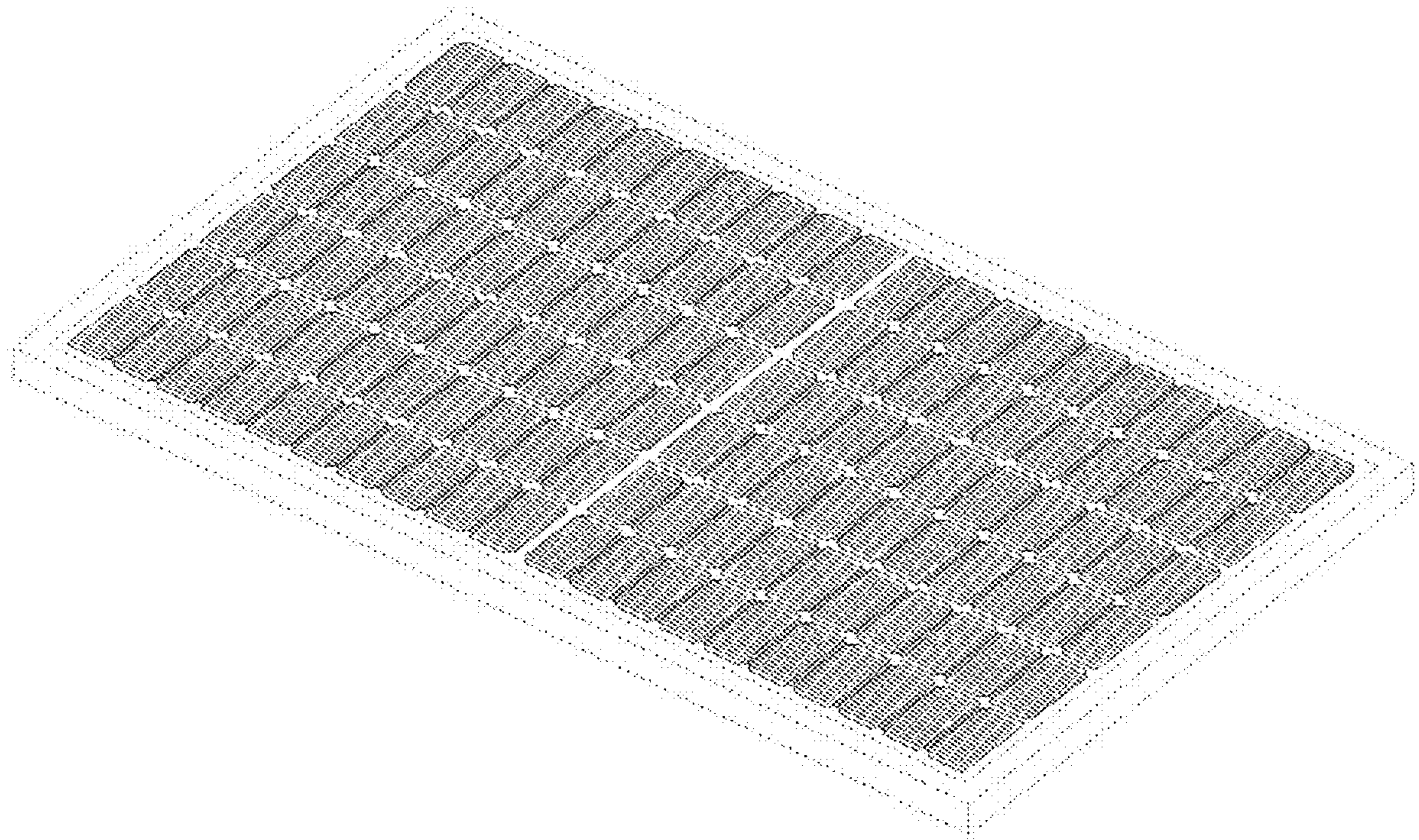


FIG. 1




FIG. 2

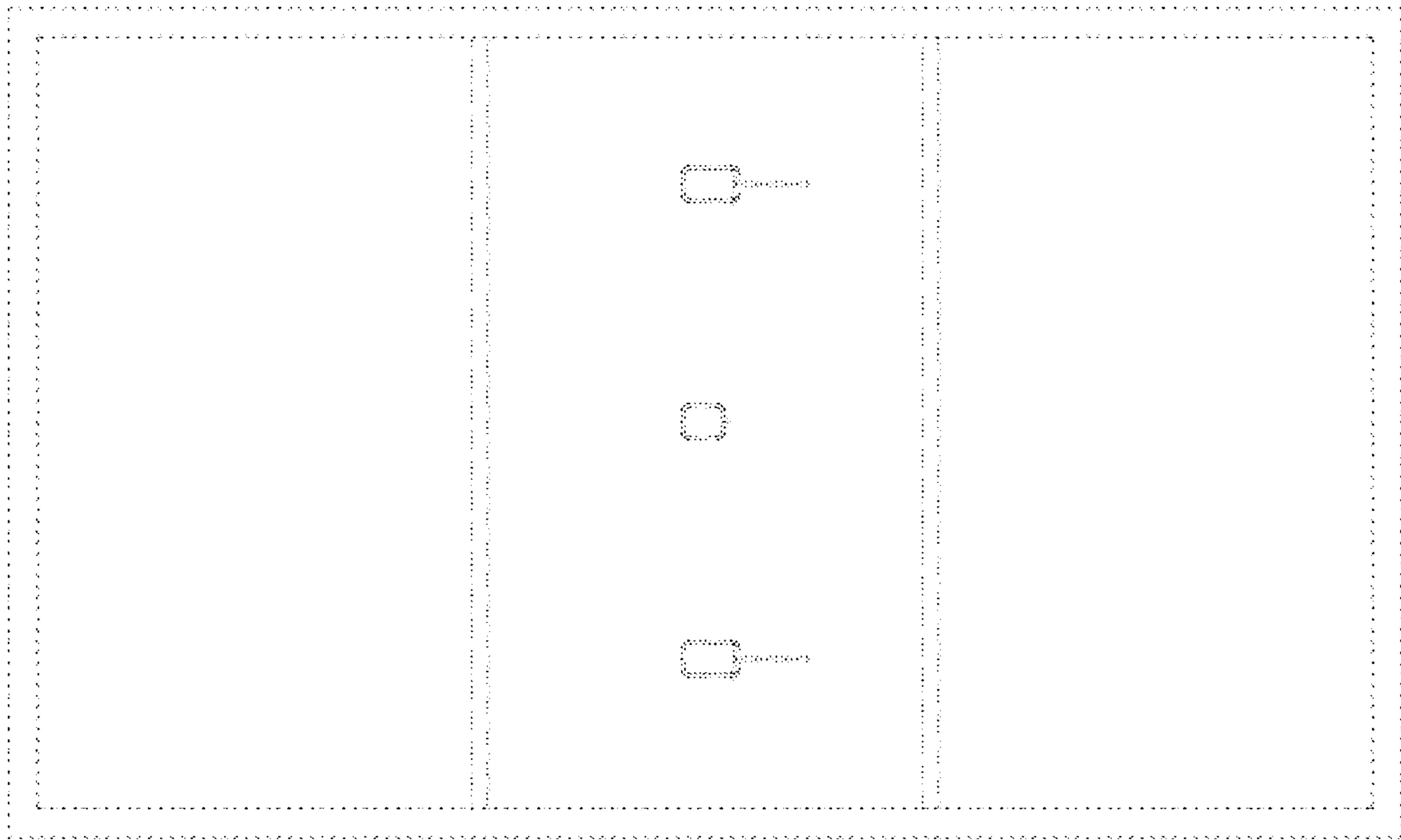


FIG. 3




FIG. 4




FIG. 5




FIG. 6



FIG. 7