



US00D988244S

(12) **United States Design Patent**  
**Kuninaka et al.**

(10) **Patent No.:** **US D988,244 S**  
(45) **Date of Patent:** **\*\* Jun. 6, 2023**

- (54) **AUTOMOBILE TIRE**
- (71) Applicant: **THE YOKOHAMA RUBBER CO., LTD.**, Tokyo (JP)
- (72) Inventors: **Mizuki Kuninaka**, Hiratsuka (JP);  
**Noboru Kuwahara**, Tokyo (JP)
- (73) Assignee: **THE YOKOHAMA RUBBER CO., LTD.**, Tokyo (JP)
- (\*\*) Term: **15 Years**
- (21) Appl. No.: **29/842,199**
- (22) Filed: **Jun. 10, 2022**

- D593,934 S 6/2009 Niwa et al.
- D600,628 S 9/2009 Miyazaki
- D635,503 S 4/2011 Nakamura
- (Continued)

**FOREIGN PATENT DOCUMENTS**

- JP D1338391 S 8/2008
- JP D1338638 S 8/2008
- (Continued)

**OTHER PUBLICATIONS**

Office Action for Japanese Application No. 2019-029162 dated Jul. 21, 2020, The Yokohama Rubber Co., Ltd., 1 page.  
(Continued)

*Primary Examiner* — John A Voytek  
(74) *Attorney, Agent, or Firm* — Banner & Witcoff, Ltd.

(57) **CLAIM**

The ornamental design for an automobile tire, as shown and described.

**DESCRIPTION**

FIG. 1 is a perspective view of an automobile tire showing our new design;  
 FIG. 2 is a front view thereof;  
 FIG. 3 is a rear view thereof;  
 FIG. 4 is a right side view thereof;  
 FIG. 5 is a left side view thereof;  
 FIG. 6 is a top view thereof;  
 FIG. 7 is a bottom view thereof;  
 FIG. 8 is a partially enlarged view of a portion defined by lines 8-8 shown in FIG. 1;  
 FIG. 9 is a partially enlarged view of a portion defined by lines 9-9 shown in FIG. 2; and,  
 FIG. 10 is a cross sectional view of a portion defined by lines 10-10 shown in FIG. 9.  
 In the drawings, the broken lines depict environmental subject matter only and form no part of the claimed design.

**Related U.S. Application Data**

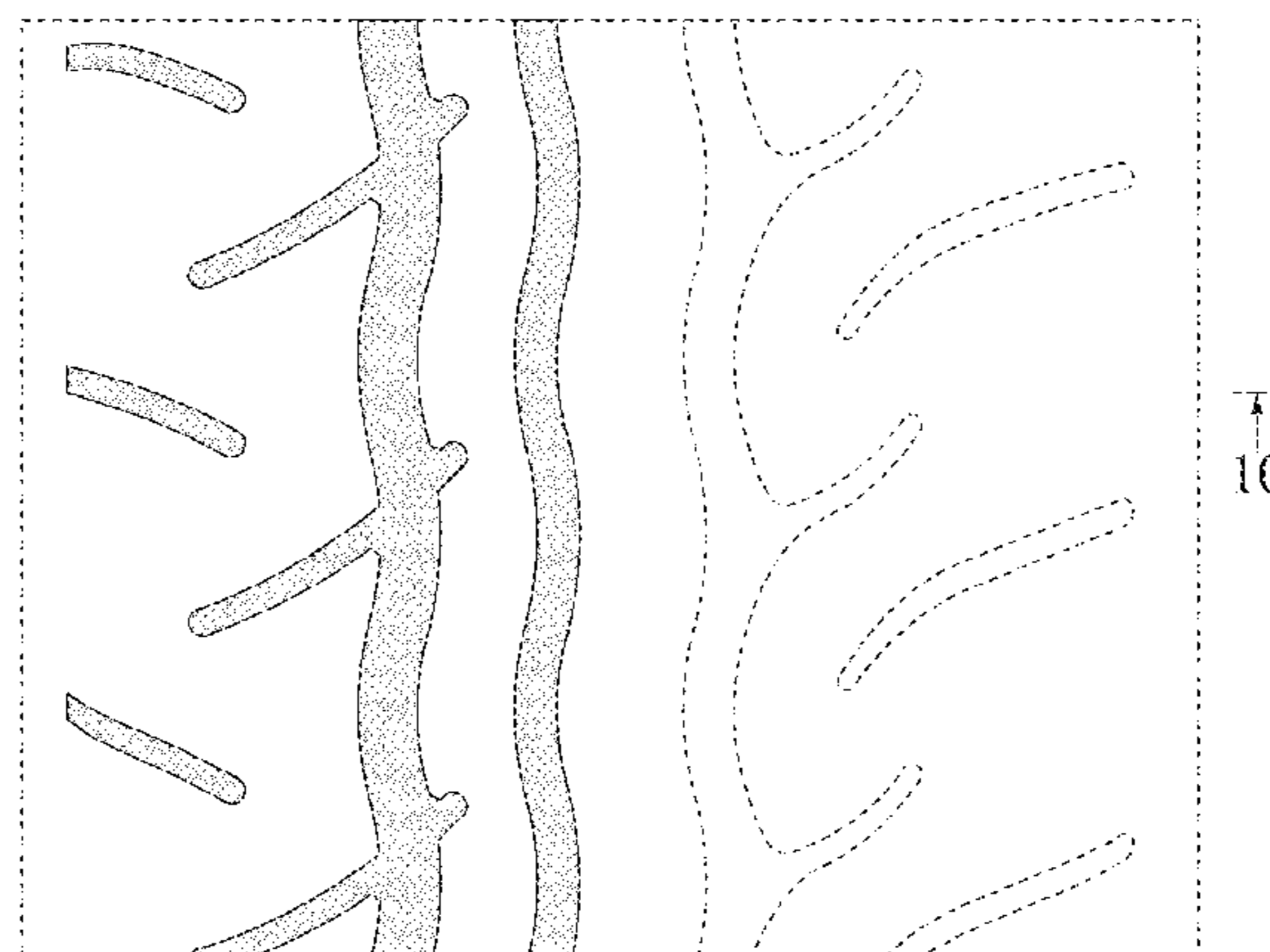
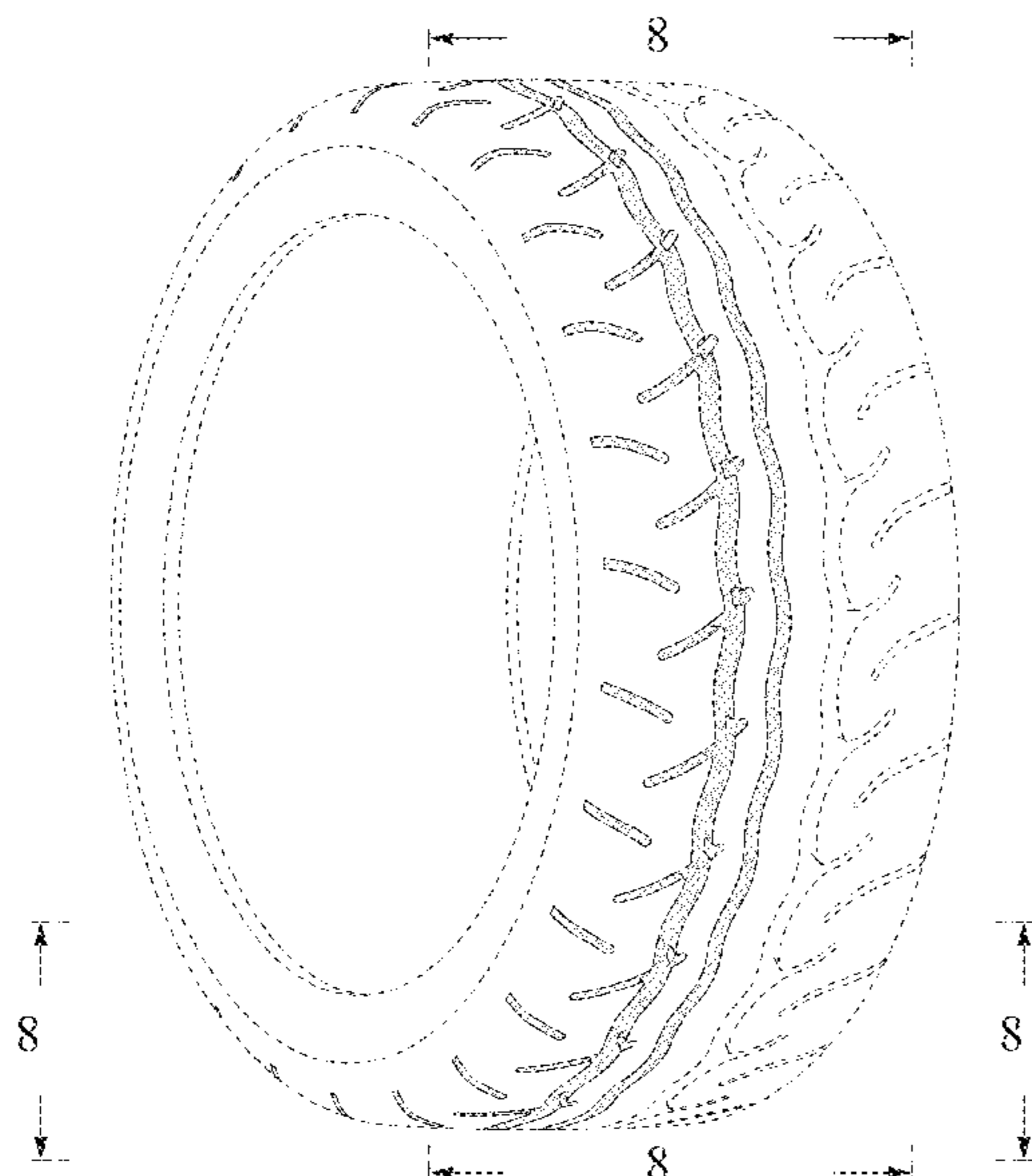
- (62) Division of application No. 29/744,902, filed on Jul. 31, 2020, now Pat. No. Des. 958,050.
- (51) **LOC (14) Cl.** ..... **12-15**
- (52) **U.S. Cl.**  
USPC ..... **D12/604**
- (58) **Field of Classification Search**  
USPC ..... D12/500-532, 544, 566, 569, 570, 572,  
D12/577, 604, 900  
CPC ..... Y10T 152/10027; B60C 1/0016; B60C  
11/0306; B60C 11/0302; B60C 3/06;  
B60C 9/17  
See application file for complete search history.

(56) **References Cited**

**U.S. PATENT DOCUMENTS**

- D390,817 S 2/1998 Graas
- D451,451 S 12/2001 Smith
- D482,318 S 11/2003 Tanigawa
- D514,058 S 1/2006 Murata
- D570,766 S 6/2008 Kiwaki
- D586,289 S 2/2009 Park

**1 Claim, 10 Drawing Sheets**



(56)

References Cited

U.S. PATENT DOCUMENTS

D689,429 S 9/2013 Harris et al.  
 D700,879 S 3/2014 Ford et al.  
 D734,708 S 7/2015 Kang  
 D757,635 S 5/2016 Yaegashi  
 D772,785 S \* 11/2016 Kaneko ..... D12/519  
 D777,644 S \* 1/2017 Niwa ..... D12/604  
 D811,312 S \* 2/2018 Yaegashi ..... D12/523  
 D852,118 S 6/2019 Nakamura  
 D886,029 S 6/2020 Jp et al.  
 D895,532 S 9/2020 Nakamura  
 D895,533 S \* 9/2020 Mizushima ..... D12/523  
 D957,312 S \* 7/2022 Park ..... D12/518  
 D958,050 S \* 7/2022 Kuninaka ..... D12/516  
 D958,051 S \* 7/2022 Kuninaka ..... D12/520

FOREIGN PATENT DOCUMENTS

JP D1338639 S 8/2008  
 JP D1484568 11/2013  
 JP D1509510 S 10/2014

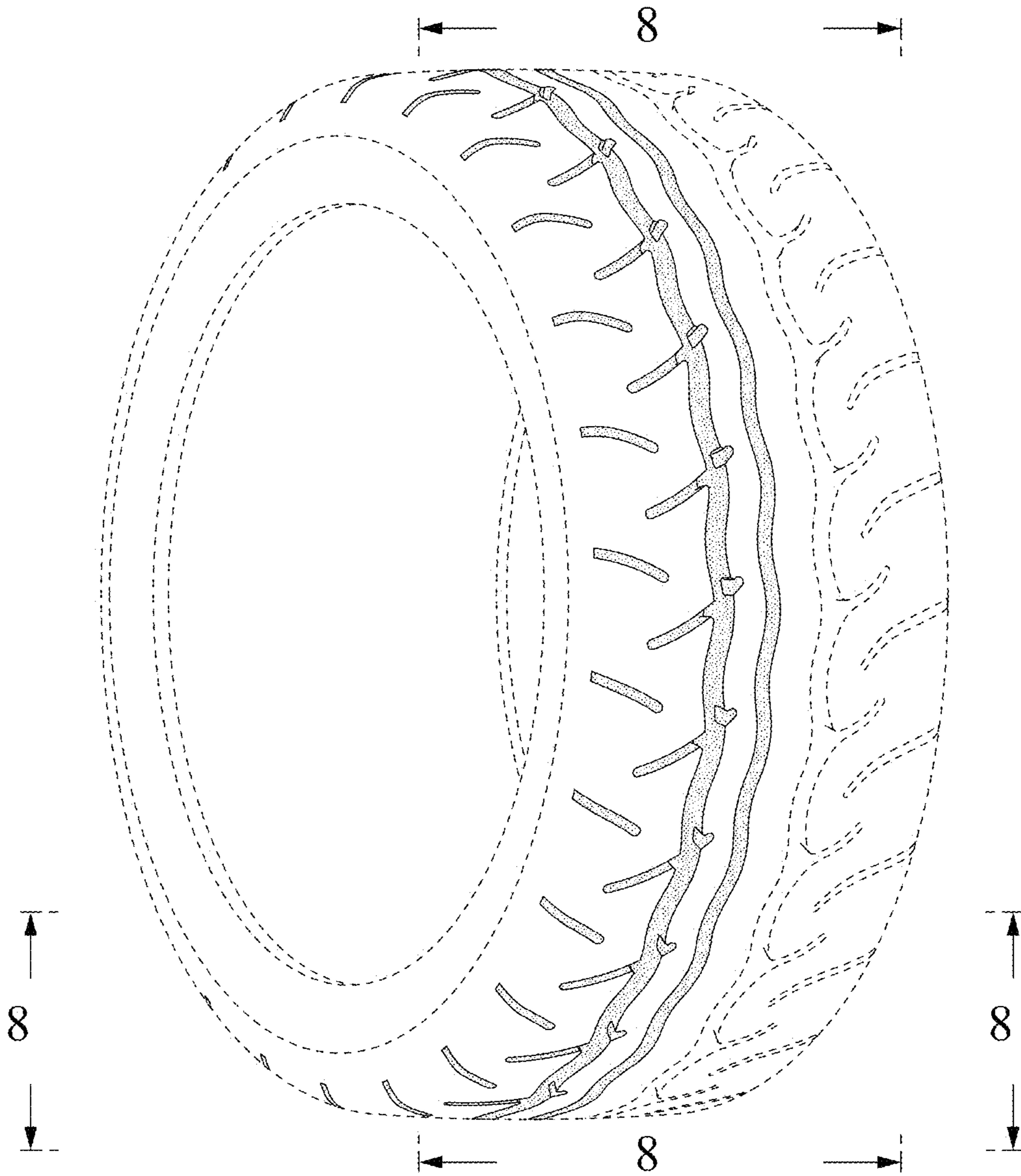
KR 0766995 S 8/2013  
 KR 0801450 S 8/2014  
 KR 0802591 S 8/2014

OTHER PUBLICATIONS

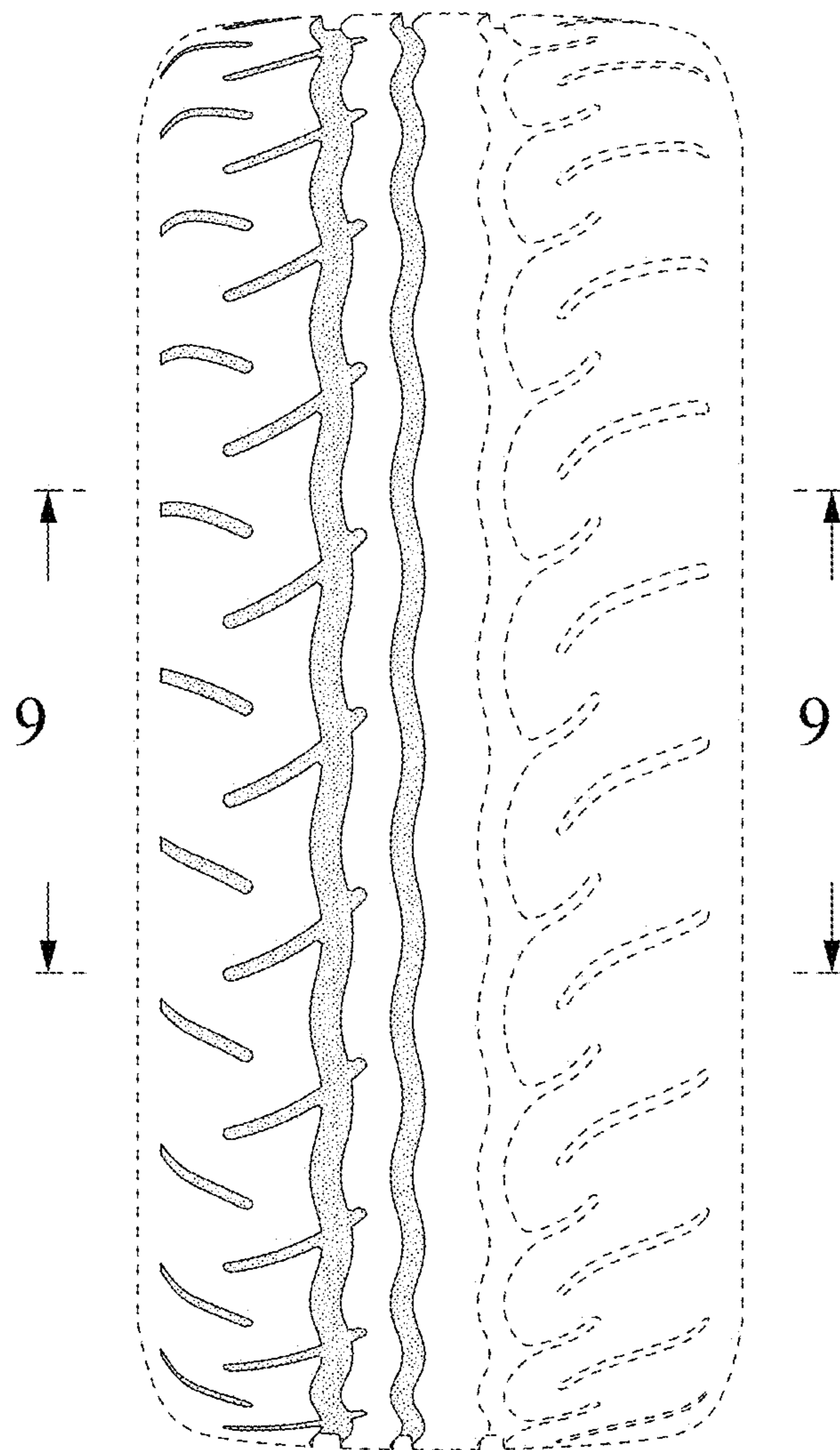
Patent Office Design Division Publicly-known Document No. HJ26000703, The Yokohama Rubber Co., Ltd., 3 pages.  
 Patent Office Design Division Publicly-known Document No. HJ20043349, The Yokohama Rubber Co., Ltd., 3 pages.  
 Jul. 21, 2020—(JP) Notification of Reasons for Refusal—App 2020-007485.  
 Jul. 21, 2020—(JP) Notification of Reasons for Refusal—App 2020-007486.  
 Oct. 20, 2020—(JP) Decision of Refusal—App 2020-007485.  
 Oct. 20, 2020—(JP) Decision of Refusal—App 2020-007486.  
 Jul. 27, 2021—(JP) Notification of Reasons for Refusal—App 2020-007486.  
 Jul. 27, 2021—(JP) Directive—App 2020-007486.  
 Mar. 10, 2022—U.S. Notice of Allowance—U.S. Appl. No. 29/744,902.

\* cited by examiner

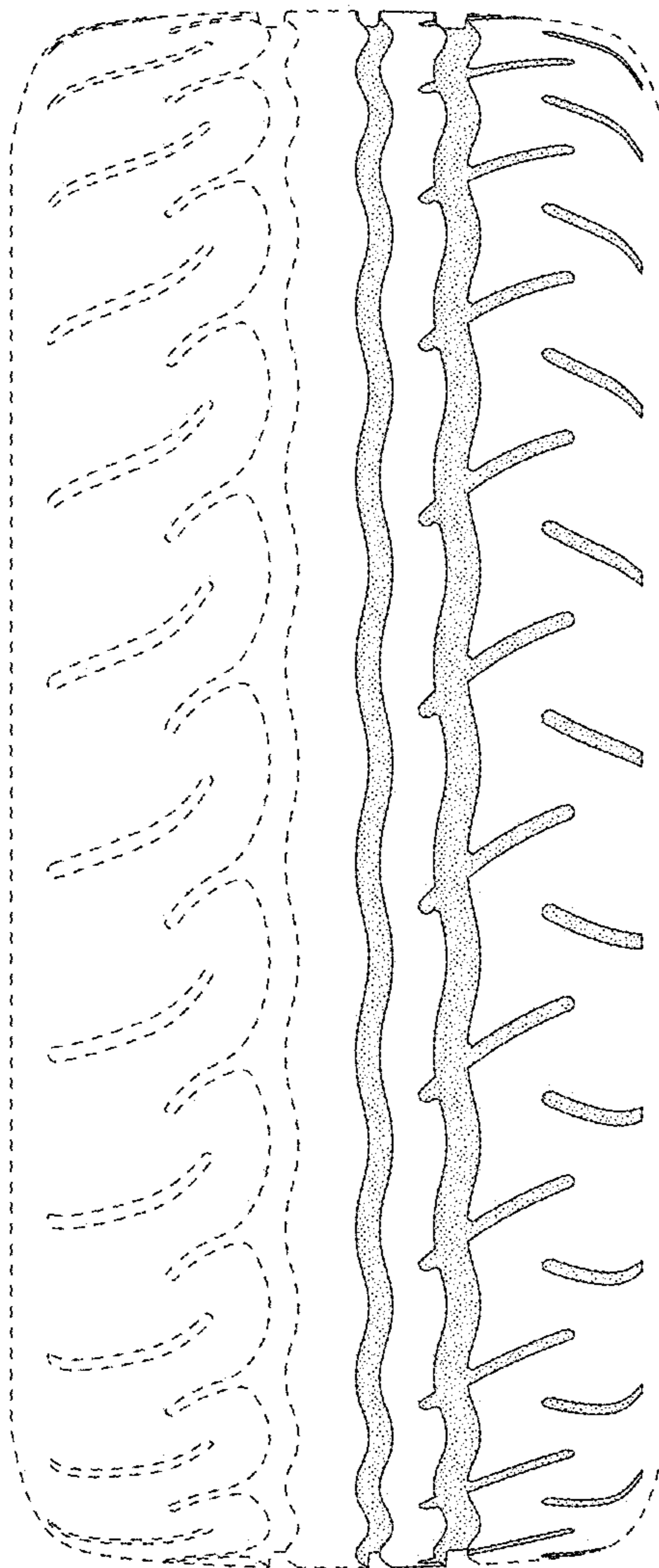
FIG. 1



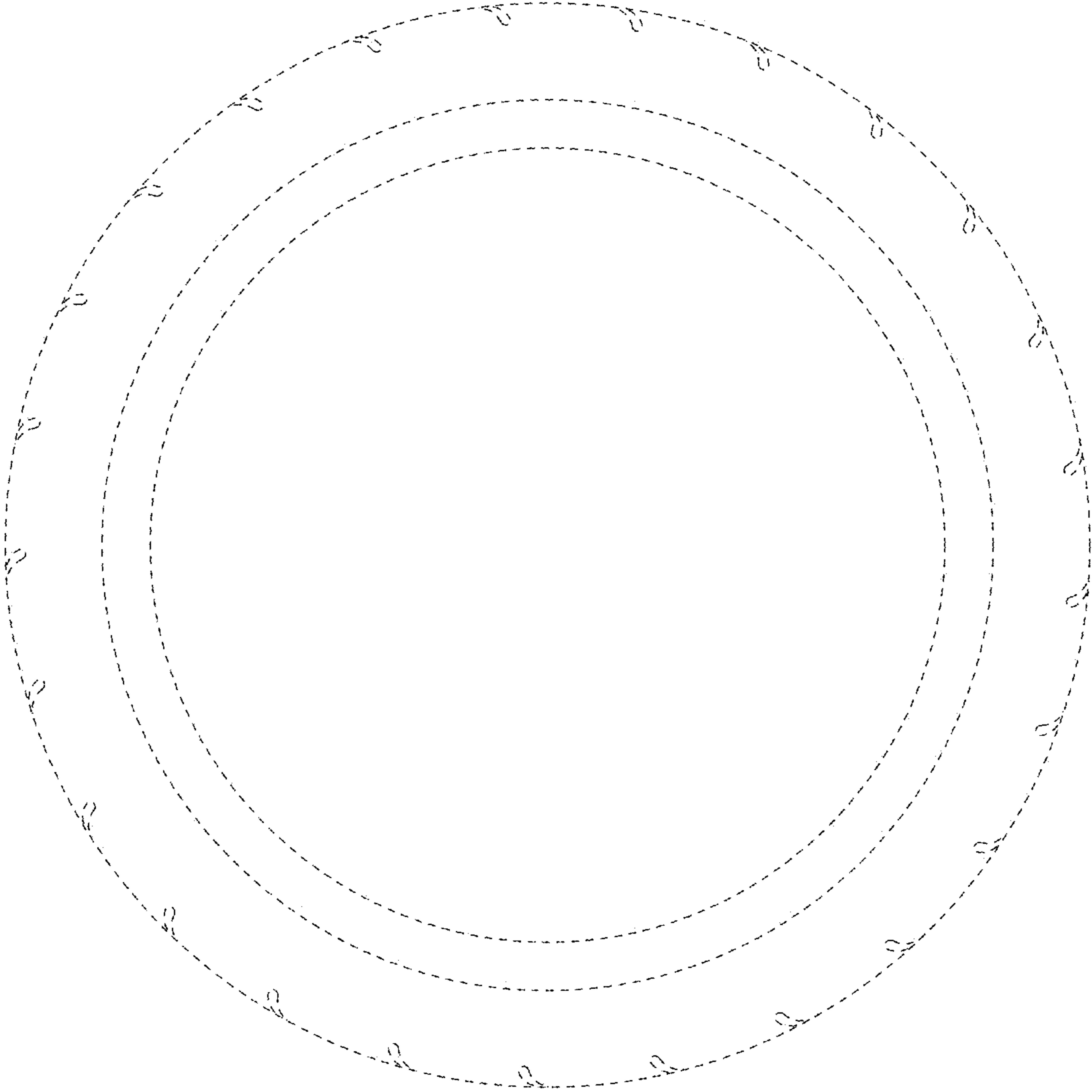
**FIG. 2**



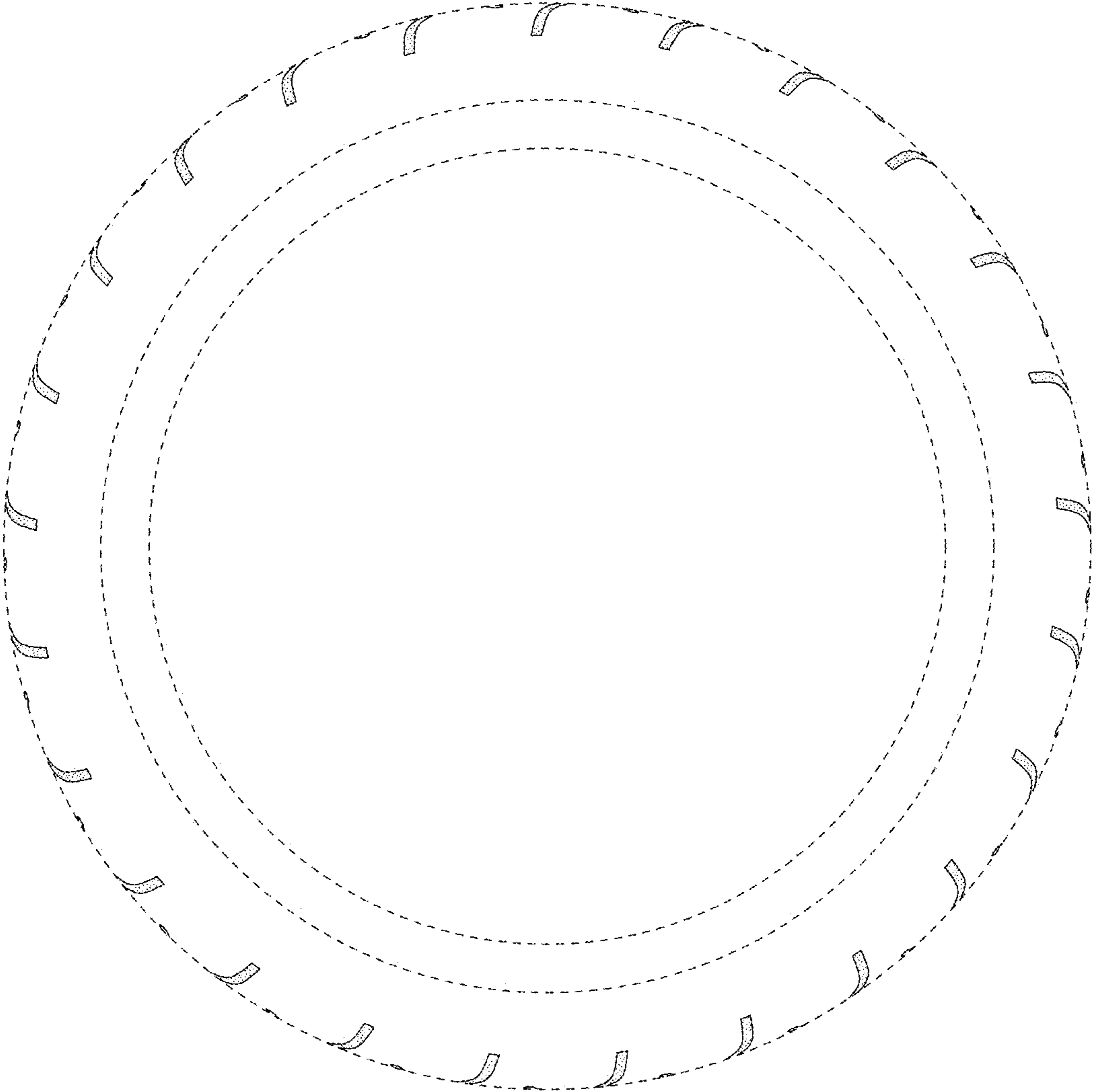
**FIG. 3**



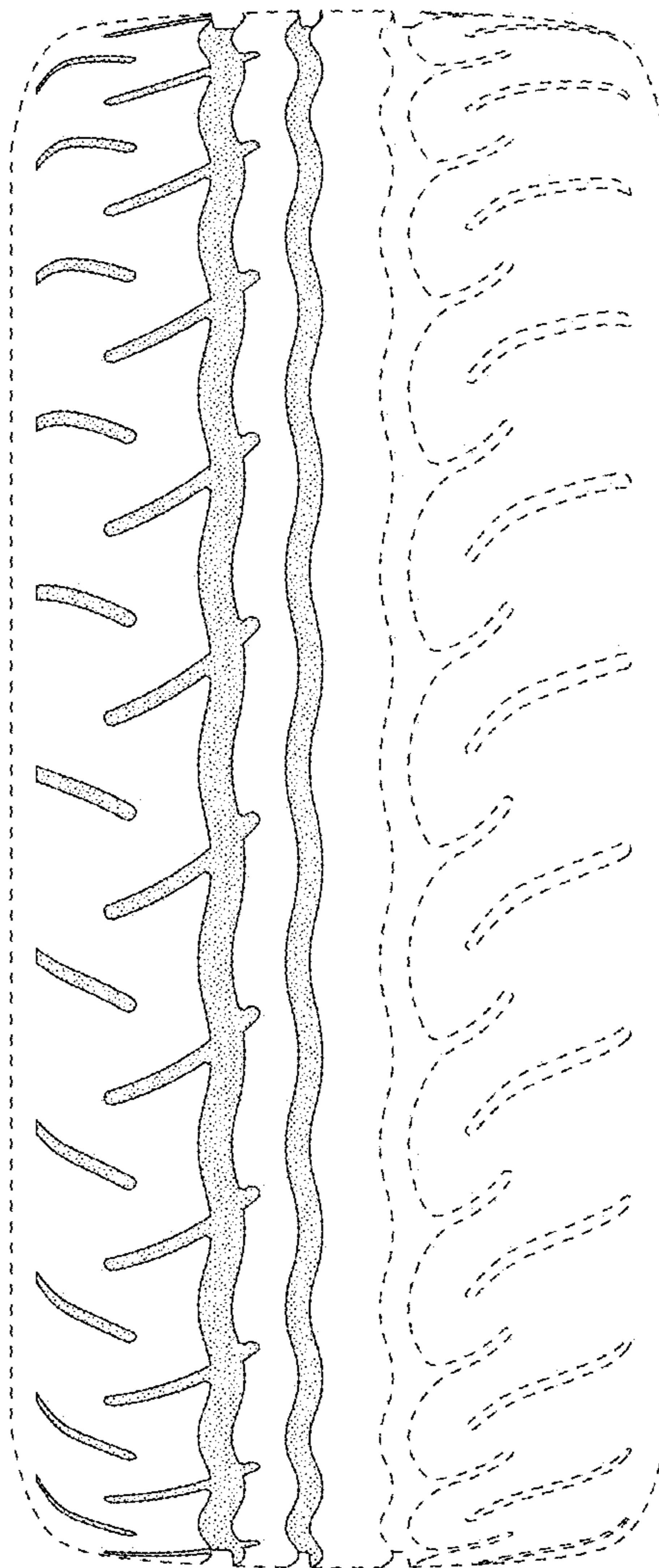
**FIG. 4**



**FIG. 5**

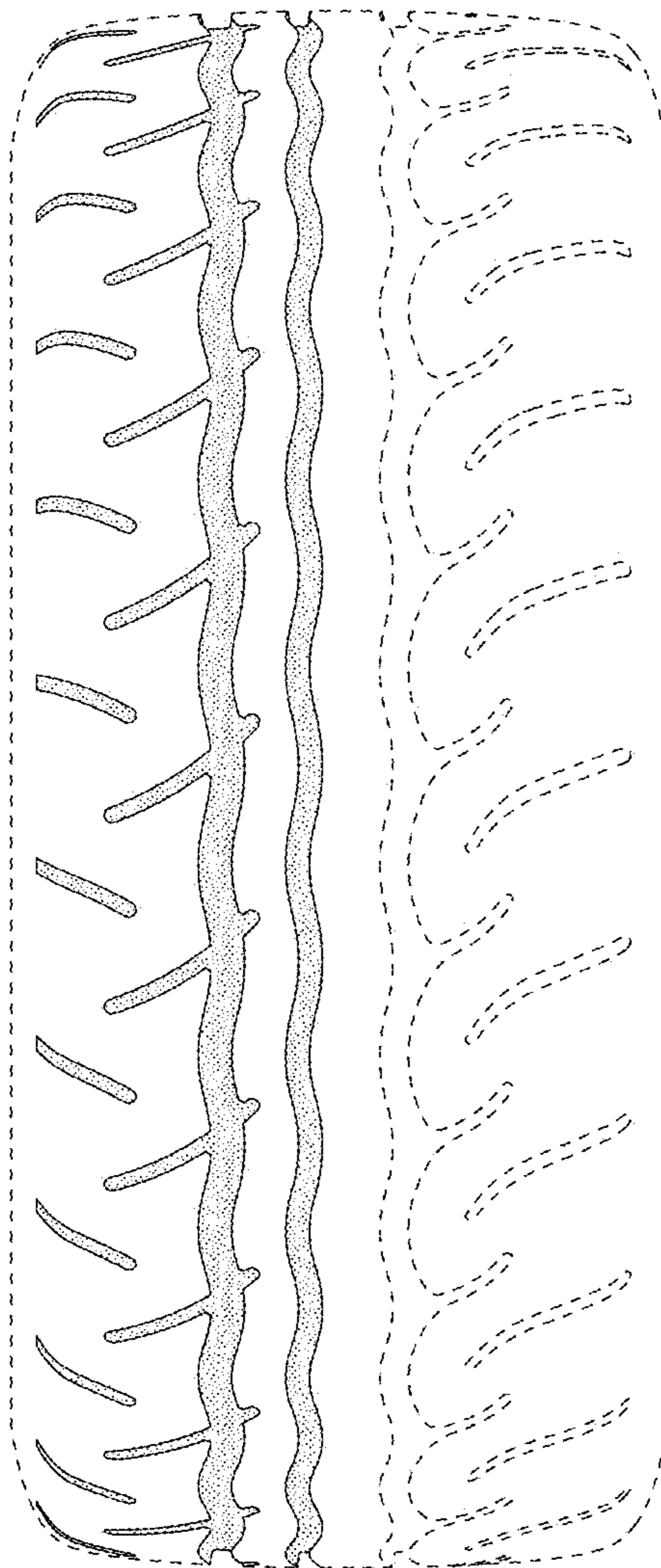


**FIG. 6**





**FIG. 7**



**FIG. 8**

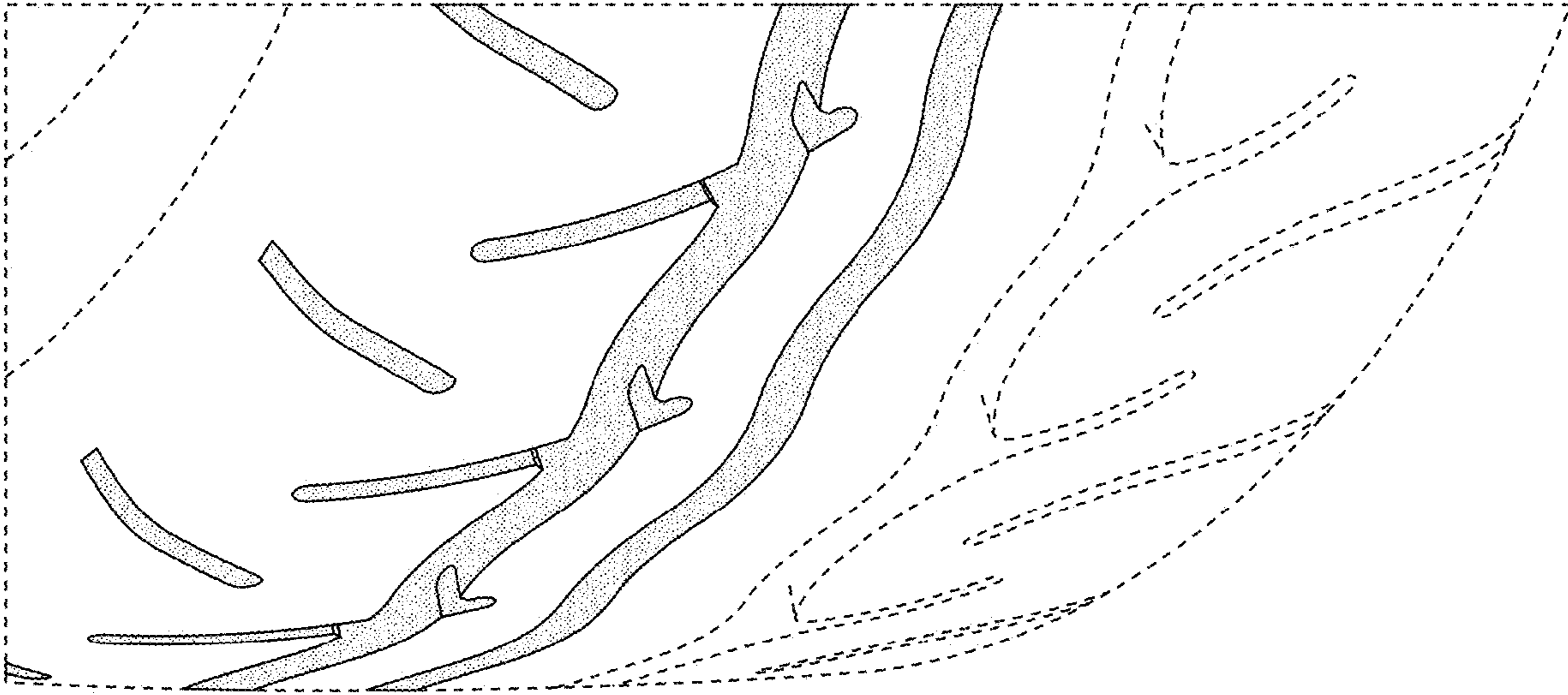
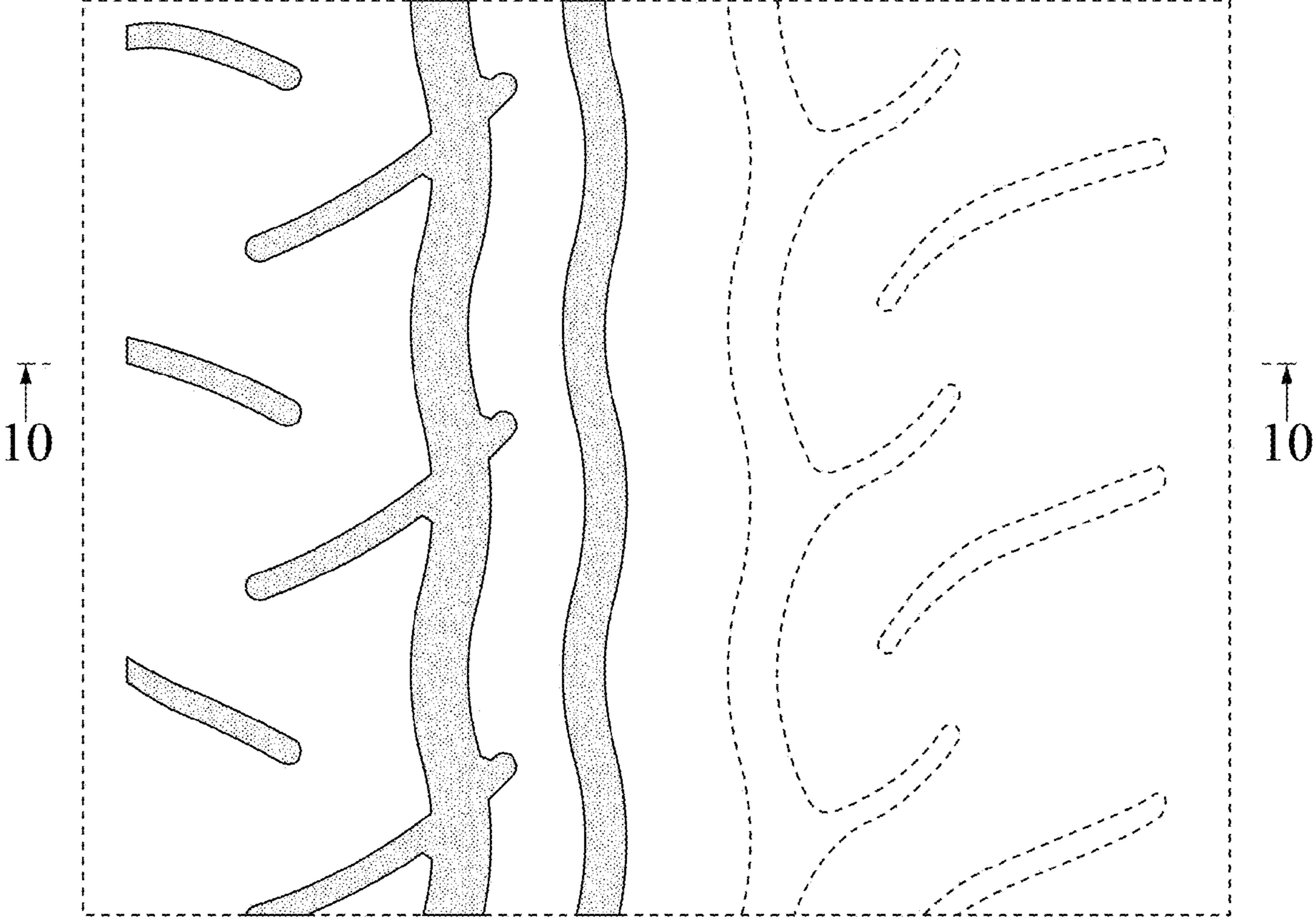
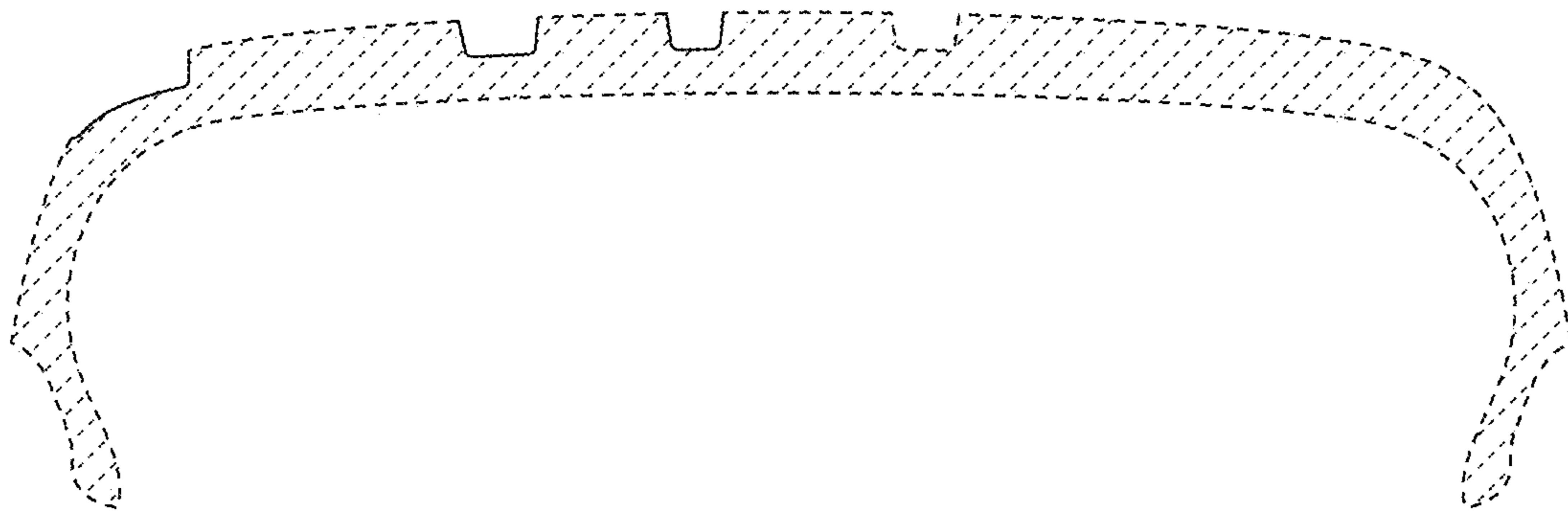


FIG. 9



**FIG. 10**



UNITED STATES PATENT AND TRADEMARK OFFICE  
**CERTIFICATE OF CORRECTION**


PATENT NO. : D988,244 S  
APPLICATION NO. : 29/842199  
DATED : June 6, 2023  
INVENTOR(S) : Kuninaka et al.

Page 1 of 1

It is certified that error appears in the above-identified patent and that said Letters Patent is hereby corrected as shown below:

On the Title Page

Below Item (22) Filing date:  
Please insert --(30) Foreign Application Priority Data  
Dec. 27, 2019 (JP) .....2019-029162 D--

Signed and Sealed this  
Thirty-first Day of October, 2023  
  
Katherine Kelly Vidal  
Director of the United States Patent and Trademark Office