



US00D988240S

(12) **United States Design Patent**  
**Geng et al.**

(10) **Patent No.:** **US D988,240 S**  
(45) **Date of Patent:** **\*\* Jun. 6, 2023**

- (54) **TIRE**
- (71) Applicant: **TIANJIN WANDA TYRE CO., LTD.**,  
Tianjin (CN)
- (72) Inventors: **Peng Geng**, Tianjin (CN); **Chuan Liu**,  
Tianjin (CN); **Yongfu Guan**, Tianjin  
(CN)
- (73) Assignee: **TIANJIN WANDA TYRE CO., LTD.**,  
Tianjin (CN)
- (\*\*) Term: **15 Years**
- (21) Appl. No.: **29/796,485**
- (22) Filed: **Jun. 24, 2021**
- (30) **Foreign Application Priority Data**

D578,956 S *	10/2008	Dixon	.....	B60C 11/01
				D12/605
D700,130 S *	2/2014	Chen	.....	D12/579
D730,272 S *	5/2015	Fleckner	.....	D12/900
D732,463 S *	6/2015	Petr	.....	D12/579
D736,145 S *	8/2015	Jacobs	.....	D12/594
D737,197 S *	8/2015	Wang	.....	D12/579
D743,878 S *	11/2015	Mathis	.....	D12/579
D744,413 S *	12/2015	Chen	.....	D12/579
D762,555 S *	8/2016	Hayashi	.....	D12/579
D762,562 S *	8/2016	Bonifas	.....	D12/579
D766,167 S *	9/2016	Chen	.....	D12/579
D774,447 S *	12/2016	Mathis	.....	D12/605
D795,796 S *	8/2017	Johnson	.....	D12/599
D797,037 S *	9/2017	Lo	.....	D12/579
D806,006 S *	12/2017	Ronan	.....	D12/579
D806,640 S *	1/2018	Petr	.....	D12/602
D808,895 S *	1/2018	Kreitzman	.....	D12/596
D810,002 S *	2/2018	Sprowl	.....	D12/544
D810,669 S *	2/2018	Johnson	.....	D12/579
D834,513 S *	11/2018	Sakamoto	.....	D12/605
D838,661 S *	1/2019	Shin	.....	D12/579
D870,023 S *	12/2019	Lo	.....	D12/536

(Continued)

Apr. 21, 2021 (CN) ..... 202130227550.8

- (51) **LOC (14) Cl.** ..... **12-15**
- (52) **U.S. Cl.**  
USPC ..... **D12/599**
- (58) **Field of Classification Search**  
USPC ..... D12/533–604, 900  
CPC ..... Y10T 152/10; Y10T 152/10027; Y10T  
152/10504; B60C 1/0016; B60C 11/00;  
B60C 11/03; B60C 11/0302; B60C 3/06;  
B60C 9/17  
See application file for complete search history.

*Primary Examiner* — Garth Rademaker  
*Assistant Examiner* — Joseph Thomas Hays

(57) **CLAIM**

The ornamental design for tire, as shown and described.

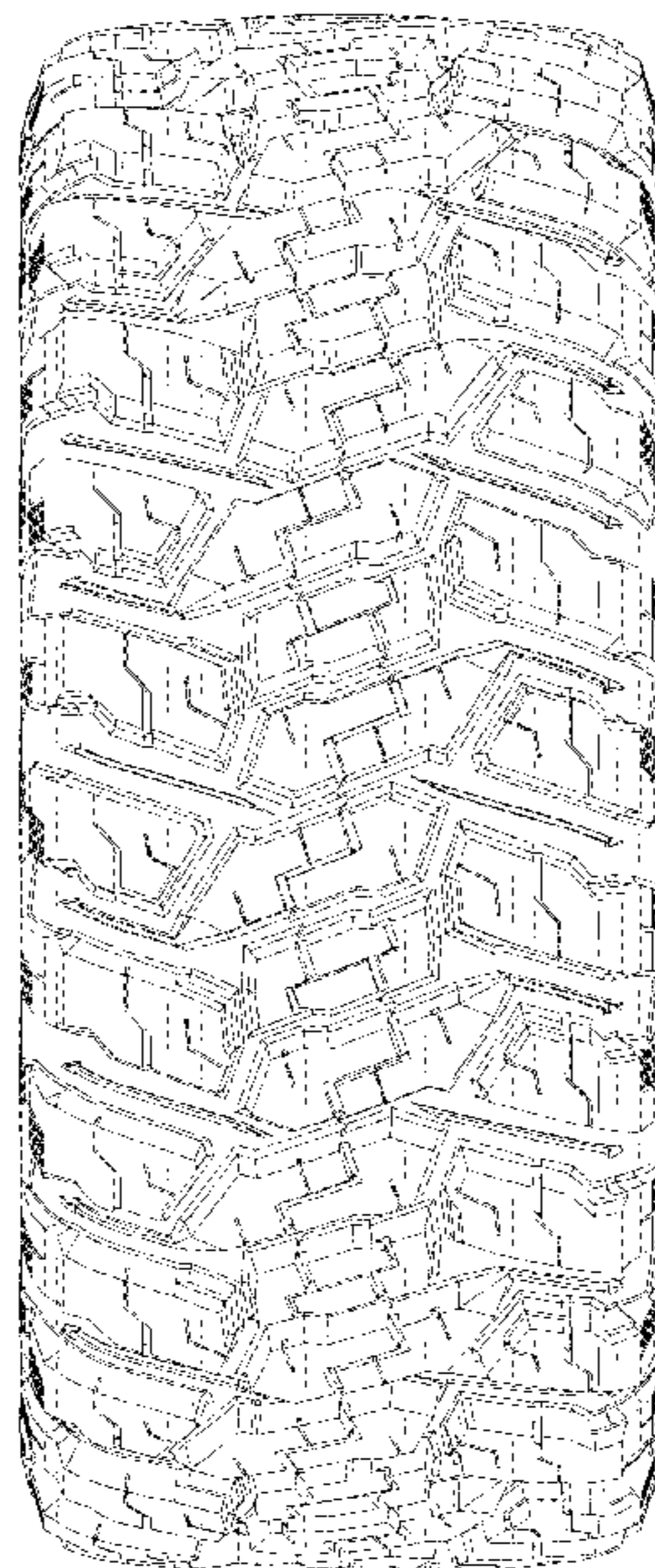
**DESCRIPTION**

FIG. 1 is a perspective view of tire showing our new design;  
FIG. 2 is a front view thereof;  
FIG. 3 is a back view thereof;  
FIG. 4 is a left view thereof;  
FIG. 5 is a right view thereof;  
FIG. 6 is a top view thereof; and,  
FIG. 7 is a bottom view thereof.  
The broken lines shown on the drawings depict portions of  
the tire that form no part of the claimed design.

(56) **References Cited**  
U.S. PATENT DOCUMENTS

D277,092 S *	1/1985	Nagayasu	.....	D12/594
5,658,404 A *	8/1997	Brown	.....	B60C 11/0309
				152/209.15
D493,415 S *	7/2004	Noailly	.....	B60C 11/11
				D12/602

**1 Claim, 7 Drawing Sheets**



(56)

**References Cited**

U.S. PATENT DOCUMENTS

D875,650	S *	2/2020	Chen .....	D12/579
D876,326	S *	2/2020	Geng .....	D12/579
D876,327	S *	2/2020	Jens Christensen .....	D21/563
D879,021	S *	3/2020	Bonitas .....	D12/579
D879,024	S *	3/2020	Thieman .....	D12/900
D884,587	S *	5/2020	Jiang .....	D12/579
D886,031	S *	6/2020	Geng .....	D12/579
D888,651	S *	6/2020	Zhang .....	D12/579
D889,388	S *	7/2020	Jiang .....	D12/579
D890,080	S *	7/2020	Liu .....	D12/579
D932,989	S *	10/2021	Rogers .....	D12/579
D942,367	S *	2/2022	Jiang .....	D12/579
D947,102	S *	3/2022	Jallad .....	D12/512
D947,758	S *	4/2022	Tio .....	D12/605
D959,358	S *	8/2022	Davenport .....	D12/512
2010/0059157	A1 *	3/2010	Ashton .....	B60C 11/11 152/209.16
2010/0147426	A1 *	6/2010	Janesh .....	B60C 11/11 152/209.24
2017/0057295	A1 *	3/2017	Kageyama .....	B60C 11/0304
2021/0129590	A1 *	5/2021	Mathis .....	B60C 11/0309

\* cited by examiner



FIG. 1

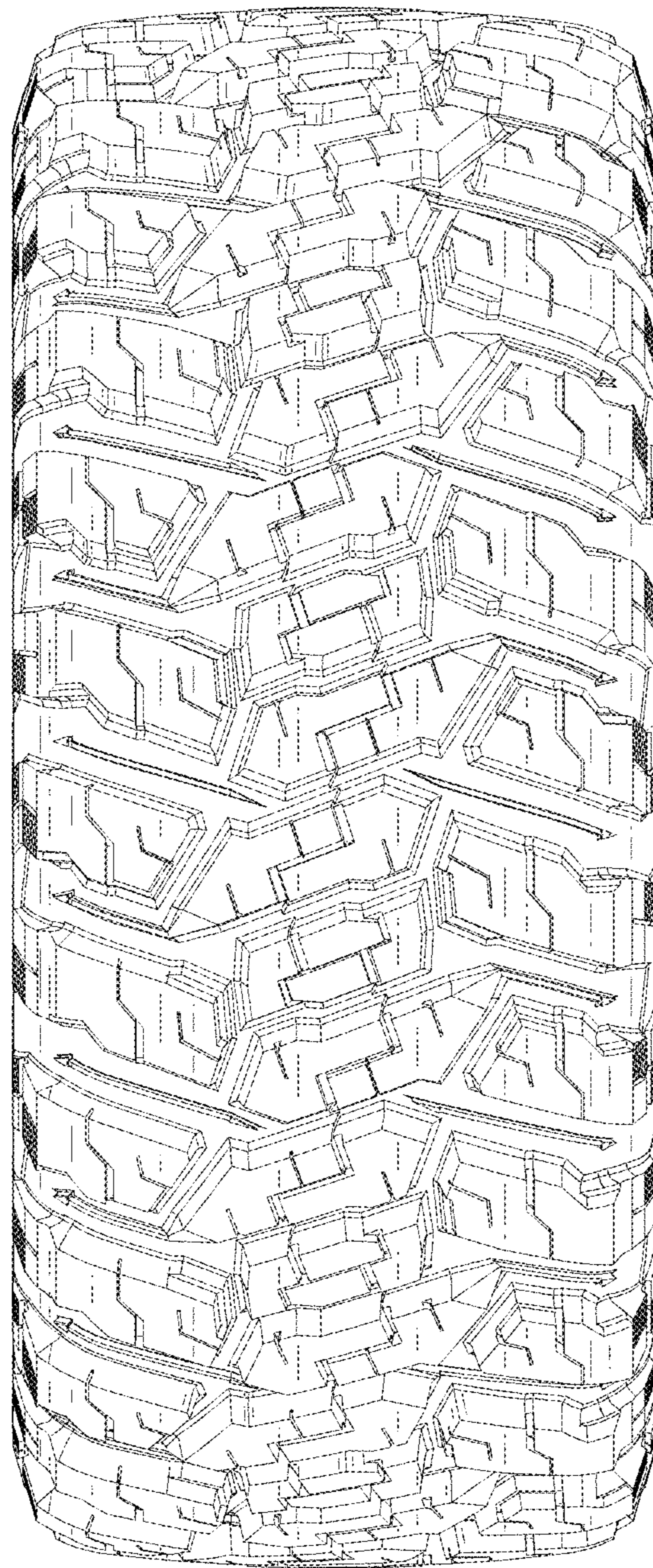


FIG. 2

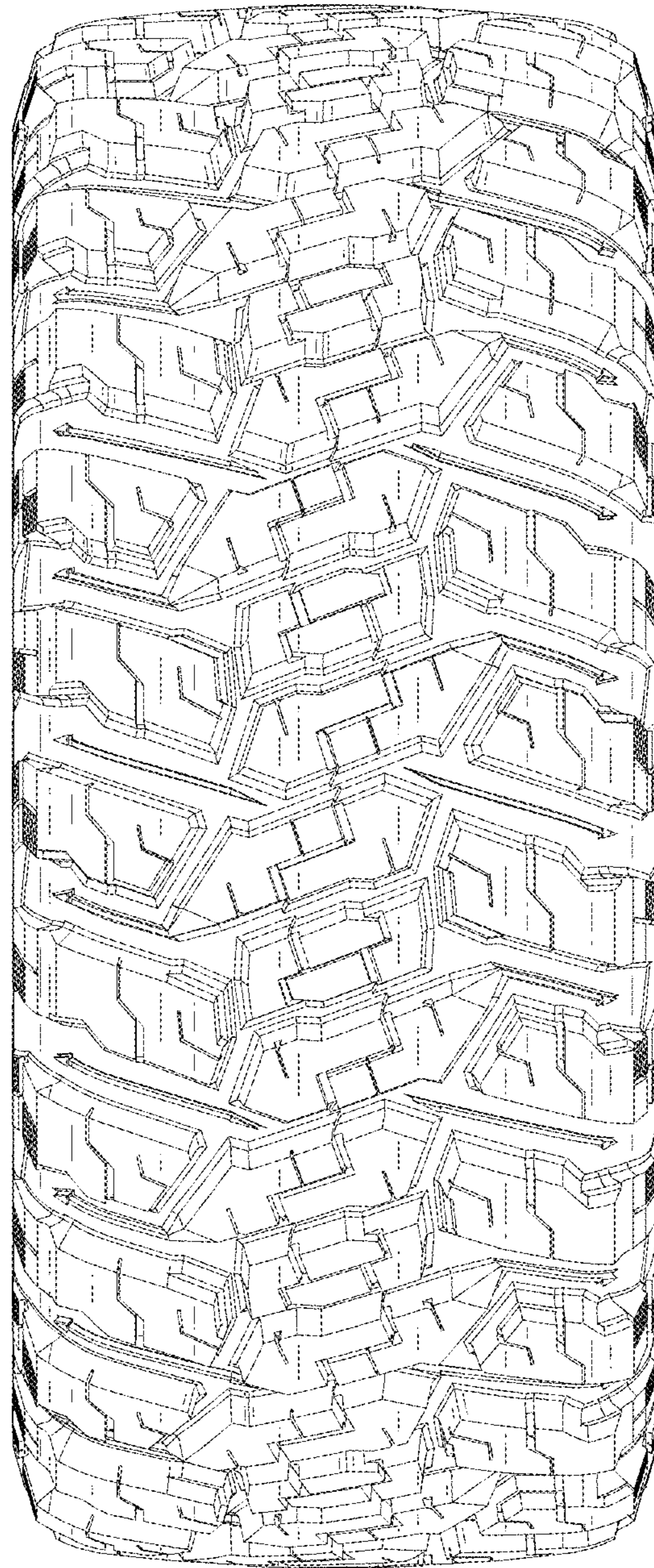


FIG. 3




FIG. 4




FIG. 5

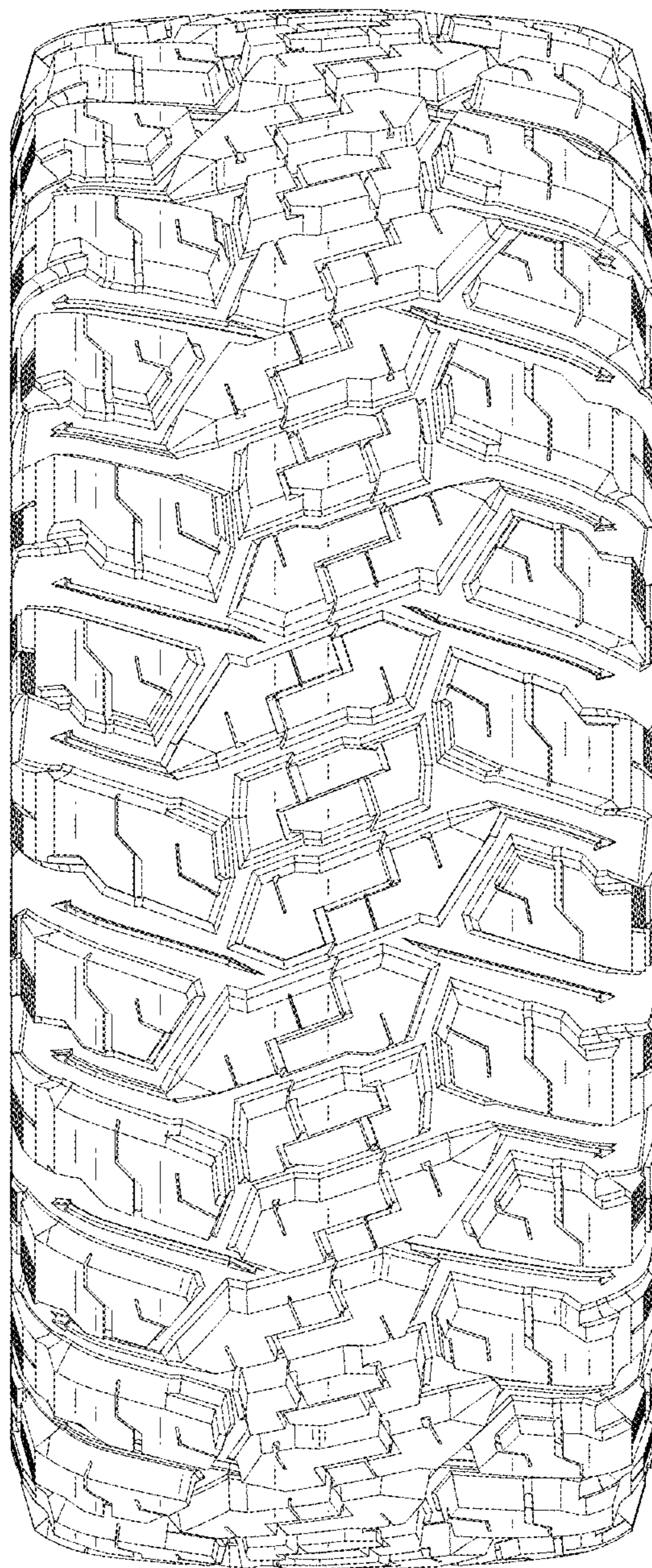


FIG. 6



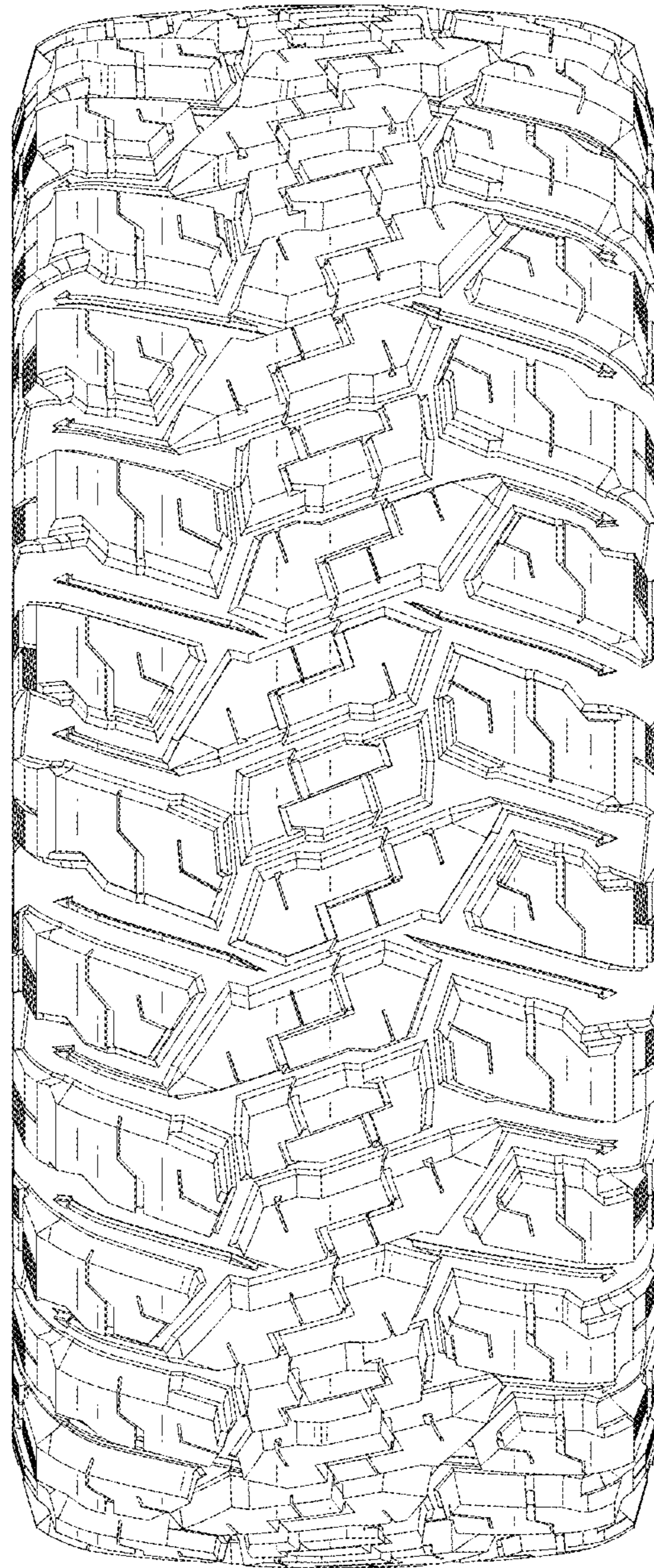


FIG. 7