



US00D988237S

(12) **United States Design Patent**
Geng et al.

(10) **Patent No.:** **US D988,237 S**
(45) **Date of Patent:** **** Jun. 6, 2023**

- (54) **TIRE**
- (71) Applicant: **TIANJIN WANDA TYRE CO., LTD.**,
Tianjin (CN)
- (72) Inventors: **Peng Geng**, Tianjin (CN); **Chuan Liu**,
Tianjin (CN); **Yongfu Guan**, Tianjin
(CN)
- (73) Assignee: **TIANJIN WANDA TYRE CO., LTD.**,
Tianjin (CN)
- (**) Term: **15 Years**
- (21) Appl. No.: **29/796,451**
- (22) Filed: **Jun. 24, 2021**
- (30) **Foreign Application Priority Data**

D700,130	S	*	2/2014	Chen	D12/579
D730,272	S	*	5/2015	Fleckner	D12/900
D732,463	S	*	6/2015	Petr	D12/579
D736,145	S	*	8/2015	Jacobs	D12/594
D737,197	S	*	8/2015	Wang	D12/579
D743,878	S	*	11/2015	Mathis	D12/579
D744,413	S	*	12/2015	Chen	D12/579
D762,555	S	*	8/2016	Hayashi	D12/579
D762,562	S	*	8/2016	Bonifas	D12/579
D766,167	S	*	9/2016	Chen	D12/579
D774,447	S	*	12/2016	Mathis	D12/605
D795,796	S	*	8/2017	Johnson	D12/599
D797,037	S	*	9/2017	Lo	D12/579
D806,006	S	*	12/2017	Ronan	D12/579
D806,640	S	*	1/2018	Petr	D12/602
D808,895	S	*	1/2018	Kreitzman	D12/596
D810,002	S	*	2/2018	Sprowl	D12/544
D810,669	S	*	2/2018	Johnson	D12/579
D834,513	S	*	11/2018	Sakamoto	D12/605
D838,661	S	*	1/2019	Shin	D12/579
D870,023	S	*	12/2019	Lo	D12/536
D875,650	S	*	2/2020	Chen	D12/579

(Continued)

Apr. 21, 2021 (CN) 202130227566.9

- (51) **LOC (14) Cl.** **12-15**
- (52) **U.S. Cl.**
USPC **D12/579**
- (58) **Field of Classification Search**
USPC D12/533-604
CPC Y10T 152/10; Y10T 152/10027; Y10T
152/10504; B60C 1/0016; B60C 11/00;
B60C 11/03; B60C 11/0302; B60C 3/06;
B60C 9/17
See application file for complete search history.

Primary Examiner — Garth Rademaker
Assistant Examiner — Joseph Thomas Hays

(57) **CLAIM**

The ornamental design for tire, as shown and described.

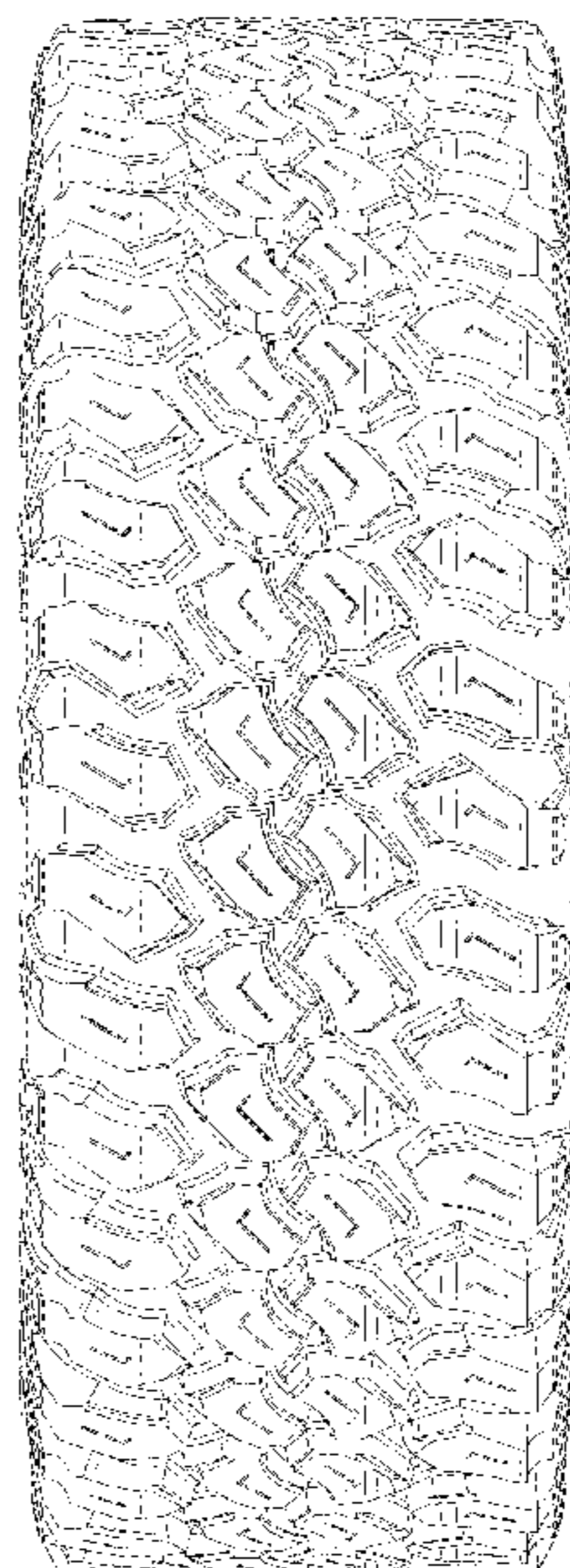
DESCRIPTION

FIG. 1 is a perspective view of tire showing our new design;
FIG. 2 is a front view thereof;
FIG. 3 is a back view thereof;
FIG. 4 is a left view thereof;
FIG. 5 is a right view thereof;
FIG. 6 is a top view thereof; and,
FIG. 7 is a bottom view thereof.
The broken lines shown on the drawings depict portions of
the tire that form no part of the claimed design.

(56) **References Cited**
U.S. PATENT DOCUMENTS

D277,092	S	*	1/1985	Nagayasu	D12/594
5,658,404	A	*	8/1997	Brown	B60C 11/0309 152/209.15
D493,415	S	*	7/2004	Noailly	D12/602
D578,956	S	*	10/2008	Dixon	B60C 11/01 D12/605

1 Claim, 7 Drawing Sheets



(56)

References Cited

U.S. PATENT DOCUMENTS

D876,326	S *	2/2020	Geng	D12/579
D876,327	S *	2/2020	Jens Christensen	D21/563
D879,021	S *	3/2020	Bonitas	D12/579
D879,024	S *	3/2020	Thieman	D12/900
D884,587	S *	5/2020	Jiang	D12/579
D886,031	S *	6/2020	Geng	D12/579
D888,651	S *	6/2020	Zhang	D12/579
D889,388	S *	7/2020	Jiang	D12/579
D890,080	S *	7/2020	Liu	D12/579
D932,989	S *	10/2021	Rogers	D12/579
D942,367	S *	2/2022	Jiang	D12/579
D947,102	S *	3/2022	Jallad	D12/512
D947,758	S *	4/2022	Tio	D12/605
D959,358	S *	8/2022	Davenport	D12/512
2010/0059157	A1 *	3/2010	Ashton	B60C 11/11 152/209.16
2010/0147426	A1 *	6/2010	Janesh	B60C 11/11 152/209.24
2017/0057295	A1 *	3/2017	Kageyama	B60C 11/0304
2021/0129590	A1 *	5/2021	Mathis	B60C 11/0309

* cited by examiner




FIG. 1

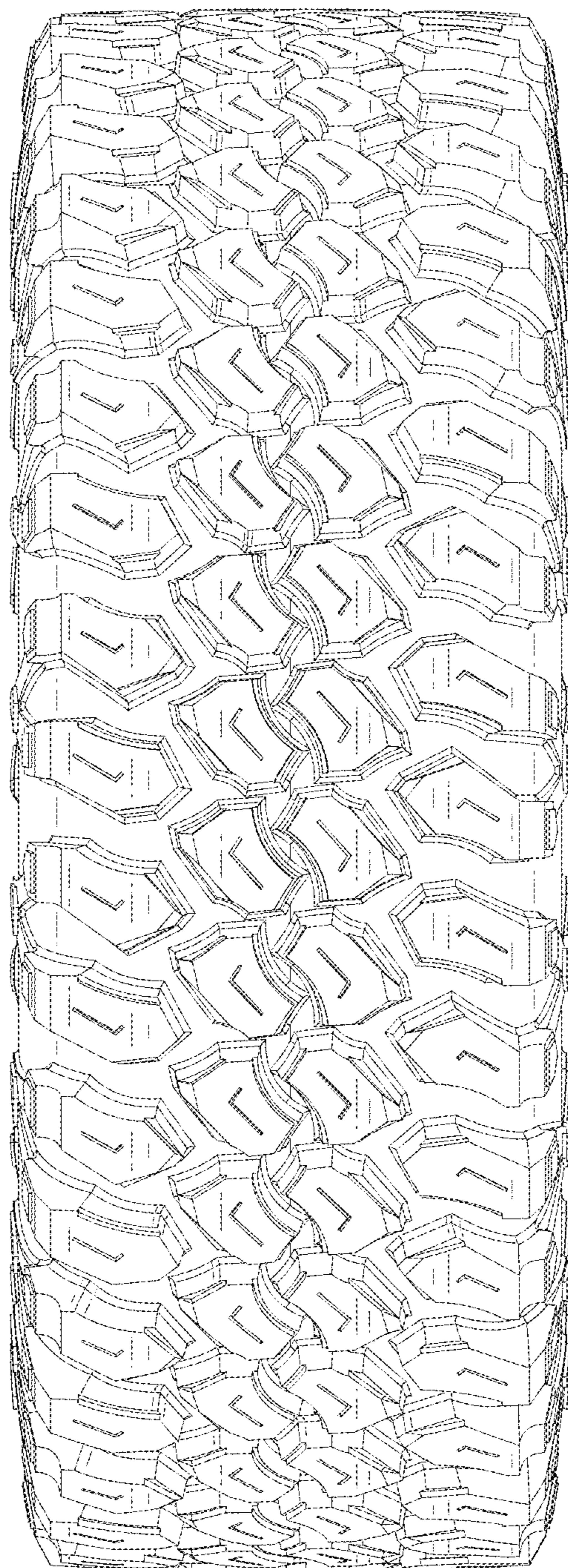


FIG. 2

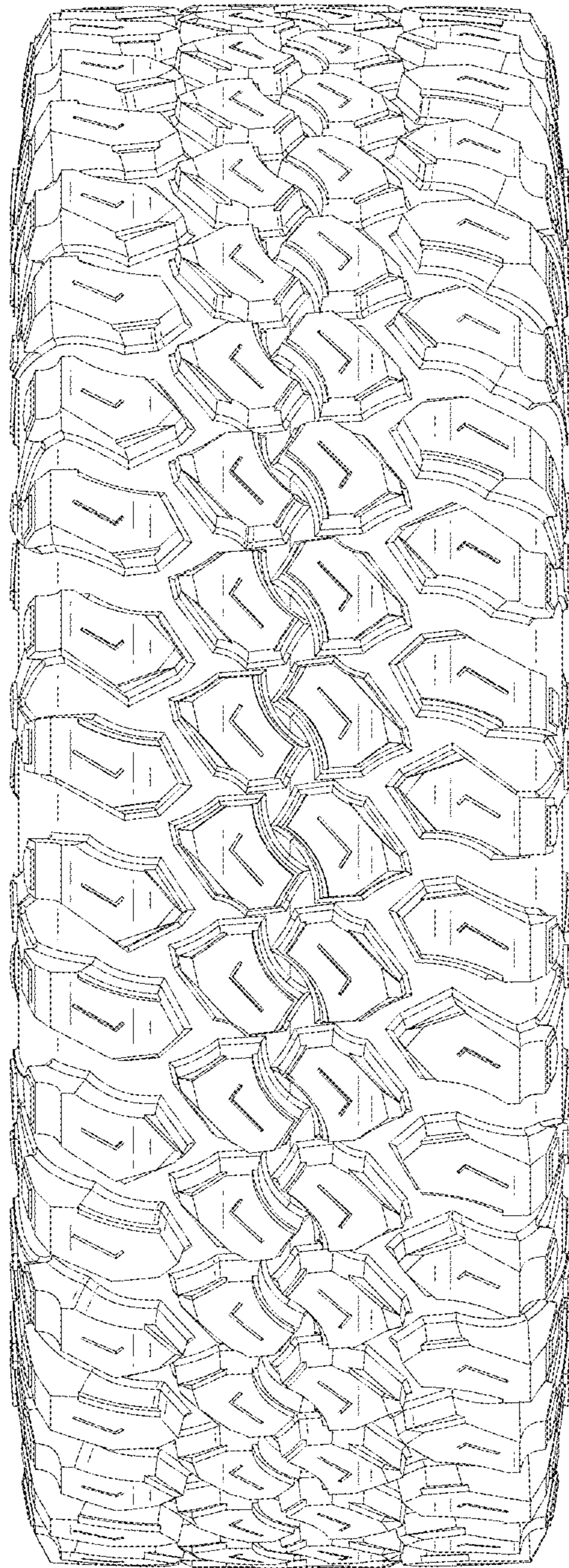


FIG. 3

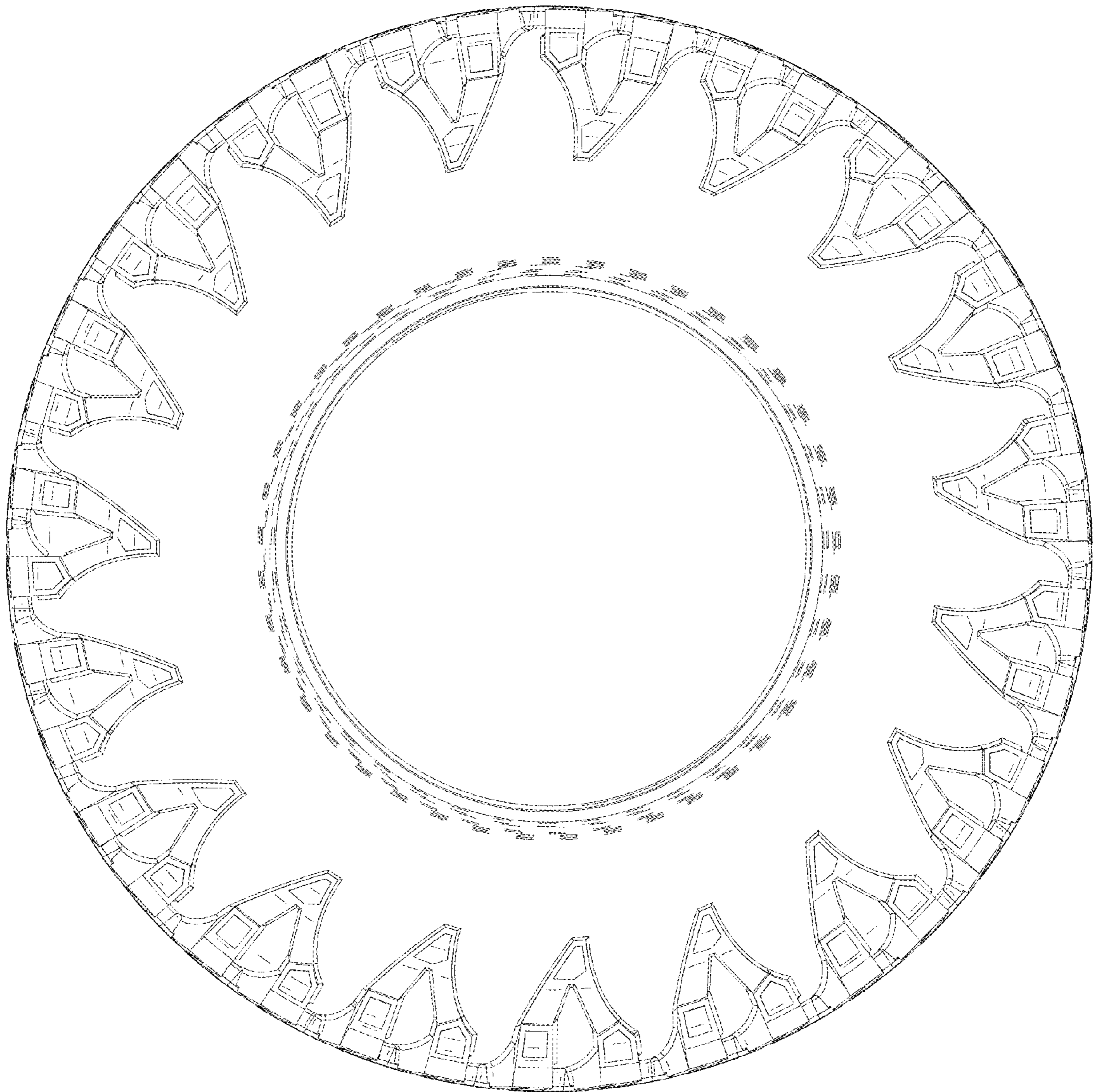


FIG. 4




FIG. 5

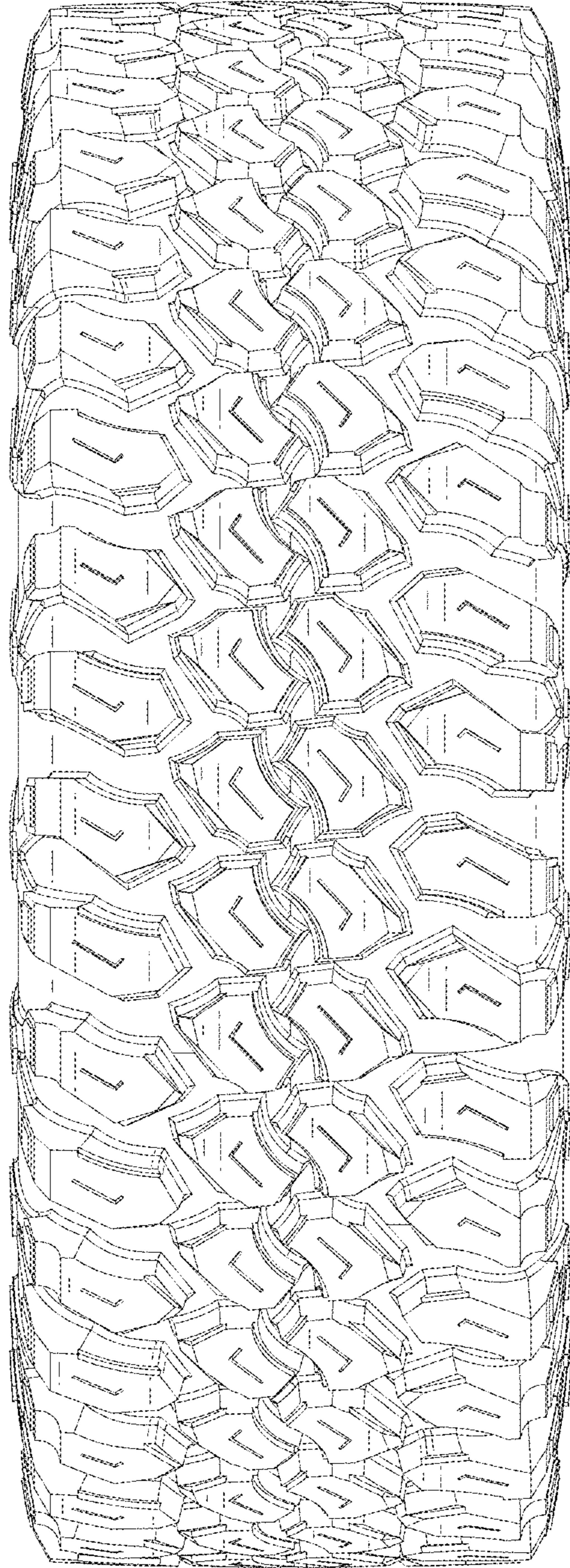


FIG. 6

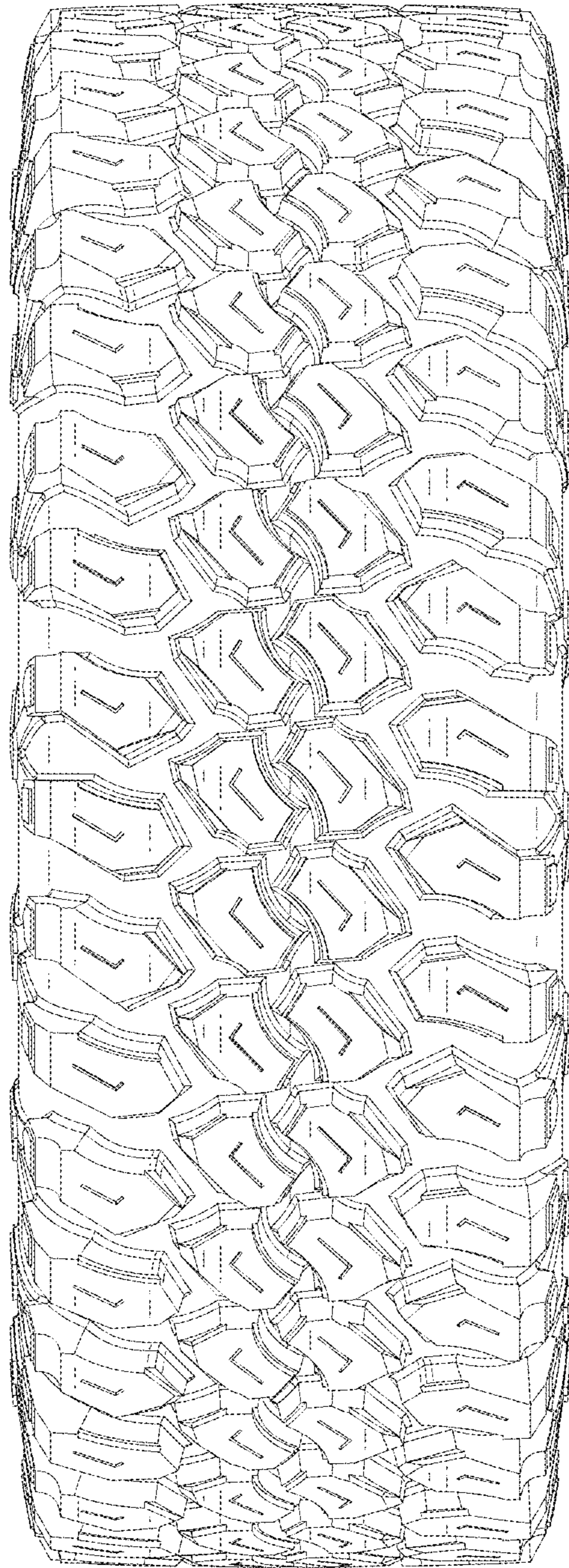


FIG. 7