



US00D988234S

(12) **United States Design Patent**  
**Geng et al.**

(10) **Patent No.:** **US D988,234 S**  
(45) **Date of Patent:** **\*\* Jun. 6, 2023**

- (54) **TIRE** D618,160 S \* 6/2010 Jacobs ..... B60C 11/0304  
D12/544
- (71) Applicant: **TIANJIN WANDA TYRE CO., LTD.,** D766,165 S \* 9/2016 Chen ..... D12/544  
Tianjin (CN) D818,938 S \* 5/2018 Curat ..... D12/544  
D893,403 S \* 8/2020 Xu ..... D12/544  
D956,667 S \* 7/2022 Geng ..... D12/544
- (72) Inventors: **Peng Geng,** Tianjin (CN); **Chuan Liu,** 2002/0144761 A1\* 10/2002 Zanzig ..... B60C 11/0302  
Tianjin (CN); **Yongfu Guan,** Tianjin (CN) 152/209.5
- (73) Assignee: **TIANJIN WANDA TYRE CO., LTD.,** 2009/0283189 A1\* 11/2009 Mun ..... B60C 11/1218  
Tianjin (CN) 2015/0224828 A1\* 8/2015 Abarotin ..... B60C 11/0304  
152/209.18

(\*\*) Term: **15 Years**

\* cited by examiner

(21) Appl. No.: **29/796,476**

*Primary Examiner* — Garth Rademaker

(22) Filed: **Jun. 24, 2021**

*Assistant Examiner* — Joseph Thomas Hays

(30) **Foreign Application Priority Data**

Apr. 21, 2021 (CN) ..... 202130227563.5

(51) **LOC (14) Cl.** ..... **12-15**

(52) **U.S. Cl.**  
USPC ..... **D12/533**

(58) **Field of Classification Search**  
USPC ..... D12/533-604  
CPC ..... Y10T 152/0016; Y10T 152/10027; Y10T  
152/10504; B60C 11/00; B60C 11/03;  
B60C 11/0302; B60C 3/06; B60C 9/17  
See application file for complete search history.

(56) **References Cited**

**U.S. PATENT DOCUMENTS**

- D316,386 S \* 4/1991 Fujiki ..... B60C 11/0302  
D12/544
- D449,804 S \* 10/2001 Lo ..... B60C 11/1218  
D12/558

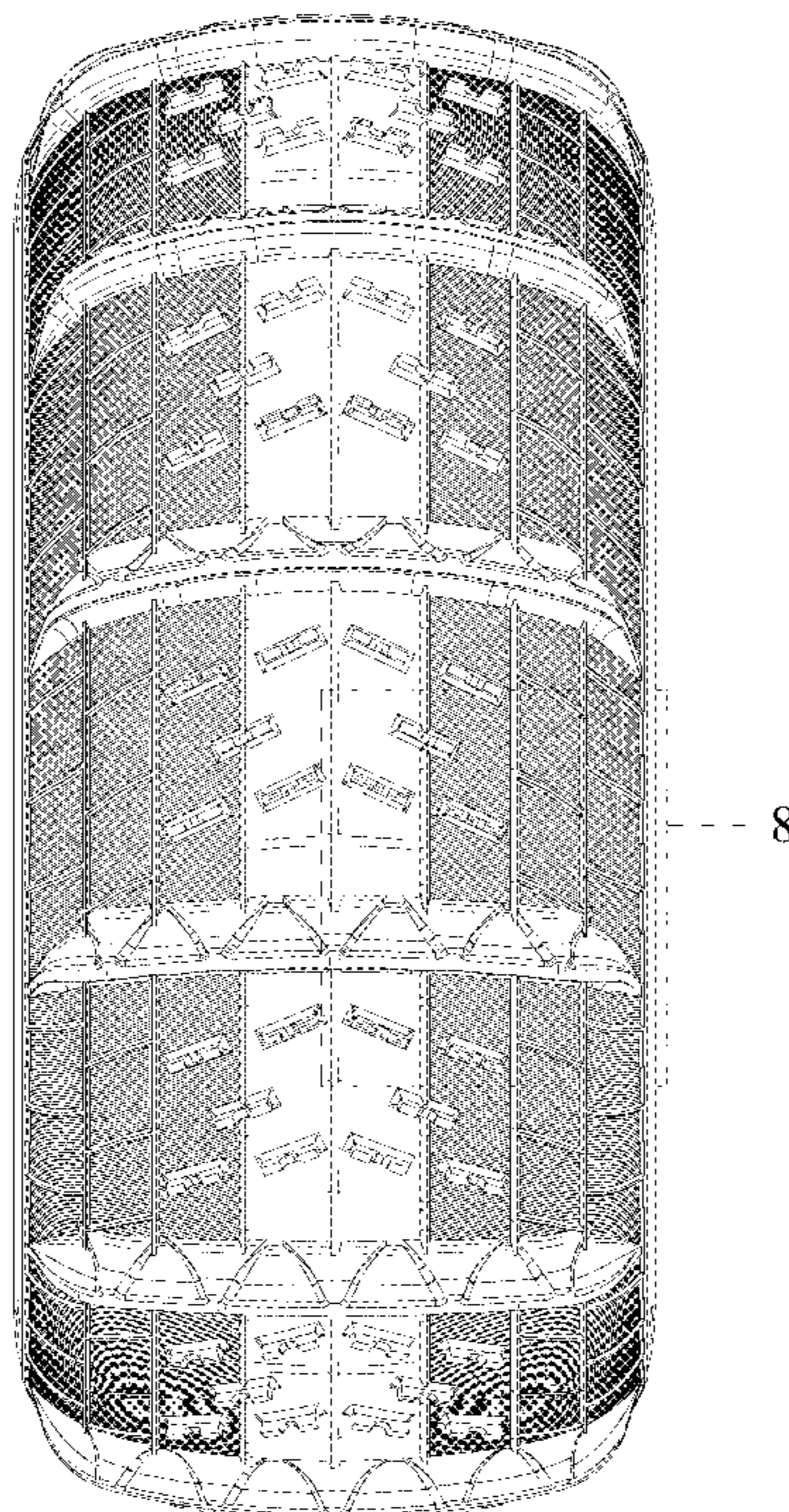
(57) **CLAIM**

The ornamental design for tire, as shown and described.

**DESCRIPTION**

FIG. 1 is a perspective view of tire showing our new design; FIG. 2 is a front view thereof; FIG. 3 is a back view thereof; FIG. 4 is a left view thereof; FIG. 5 is a right view thereof; FIG. 6 is a top view thereof; FIG. 7 is a bottom view thereof; and, FIG. 8 shows area 8 of FIG. 2 at an enlarged scale. The broken lines shown on the drawings depict portions of the tire that form no part of the claimed design.

**1 Claim, 8 Drawing Sheets**








FIG. 1



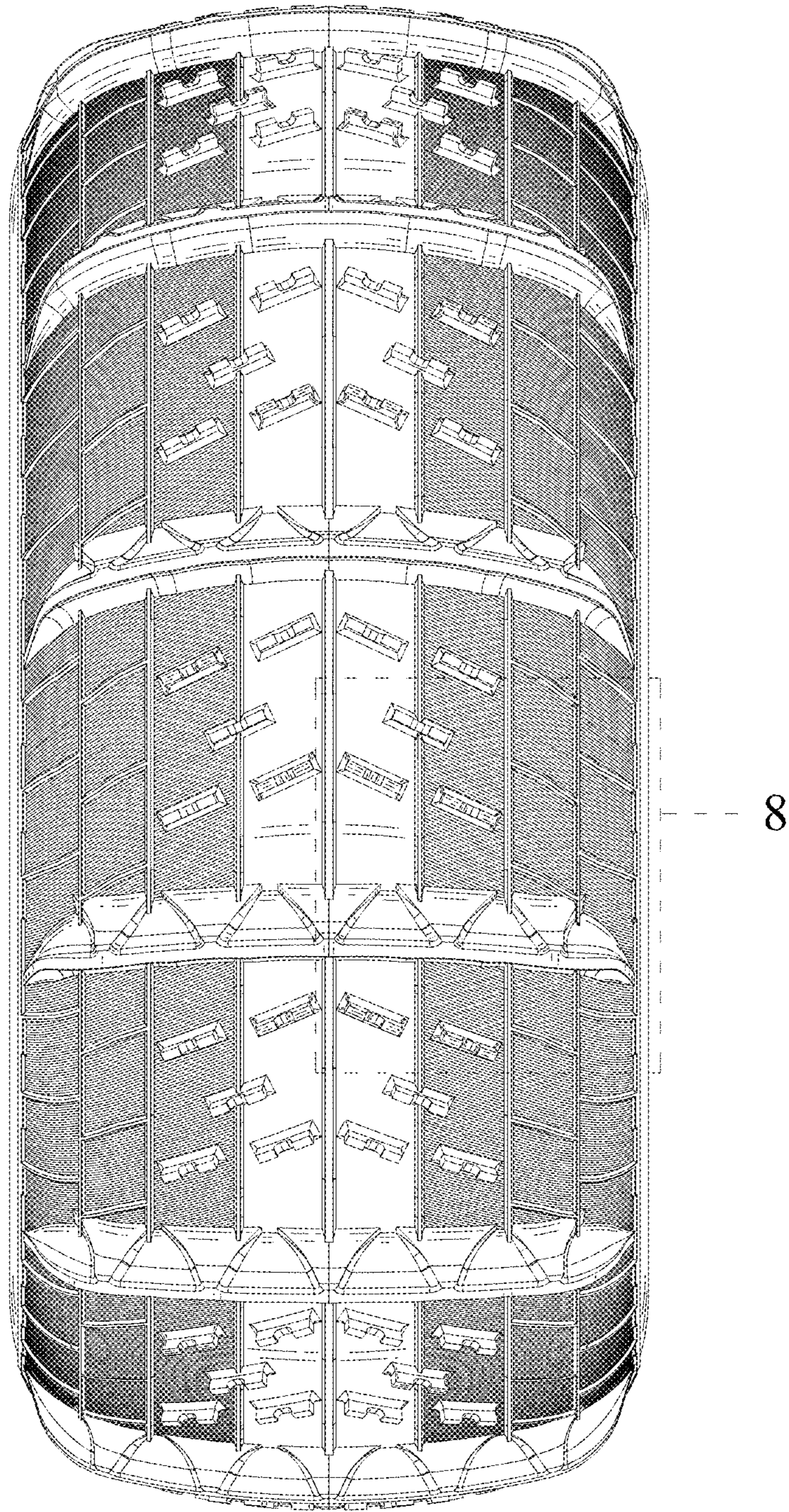


FIG. 2



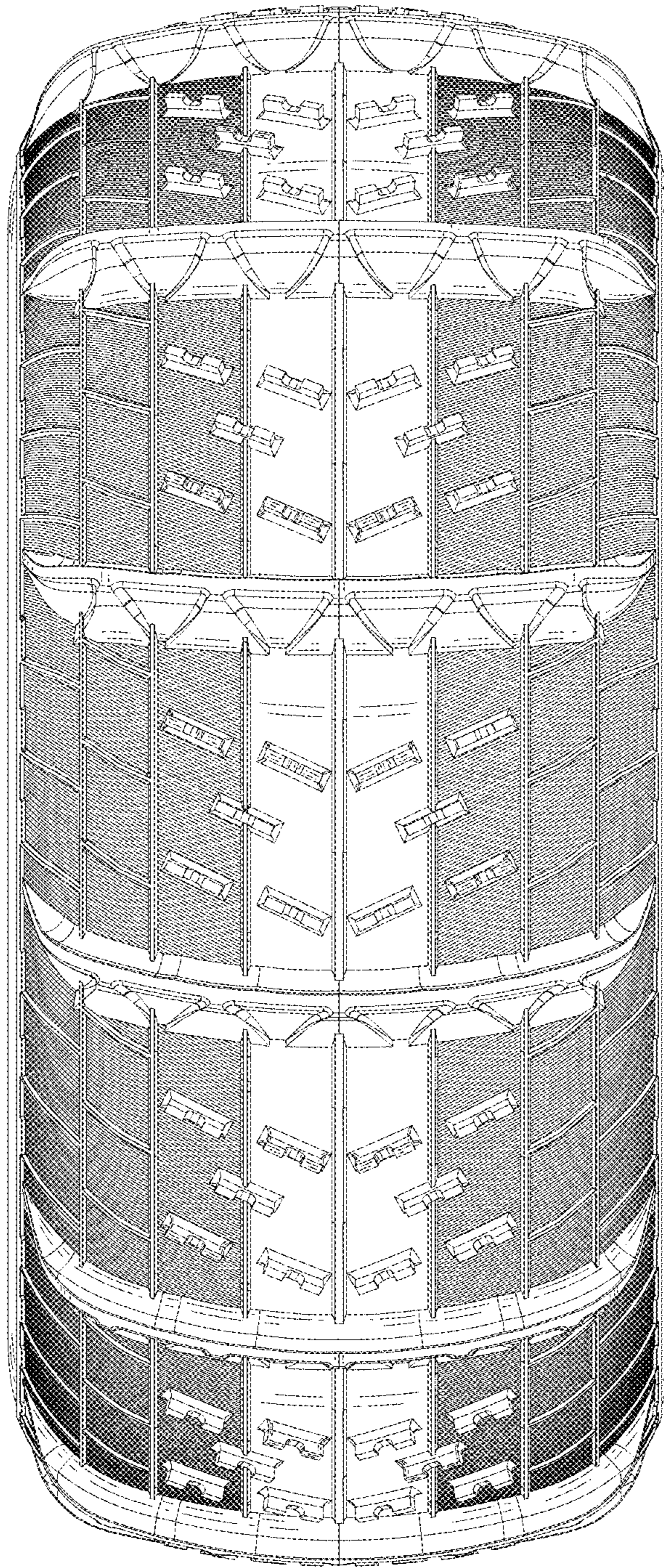


FIG. 3






FIG. 4






FIG. 5



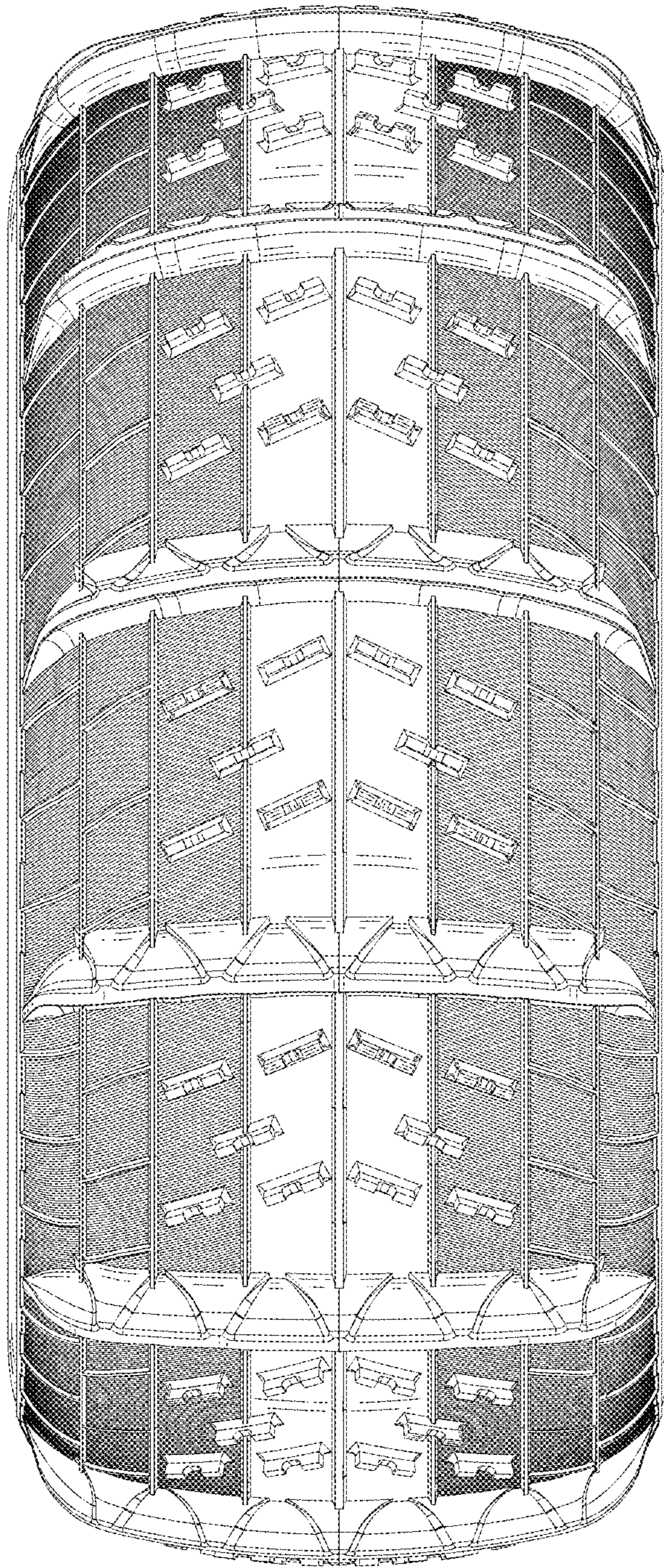


FIG. 6



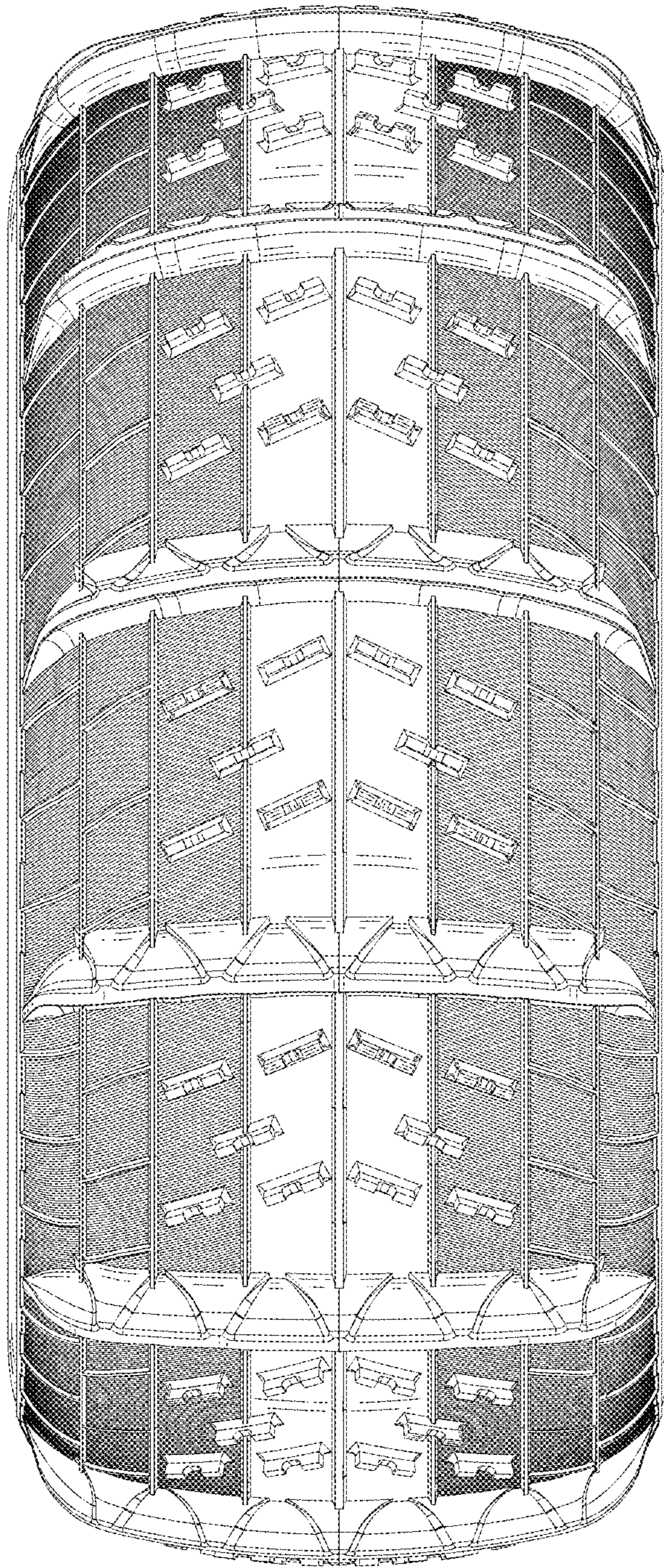


FIG. 7



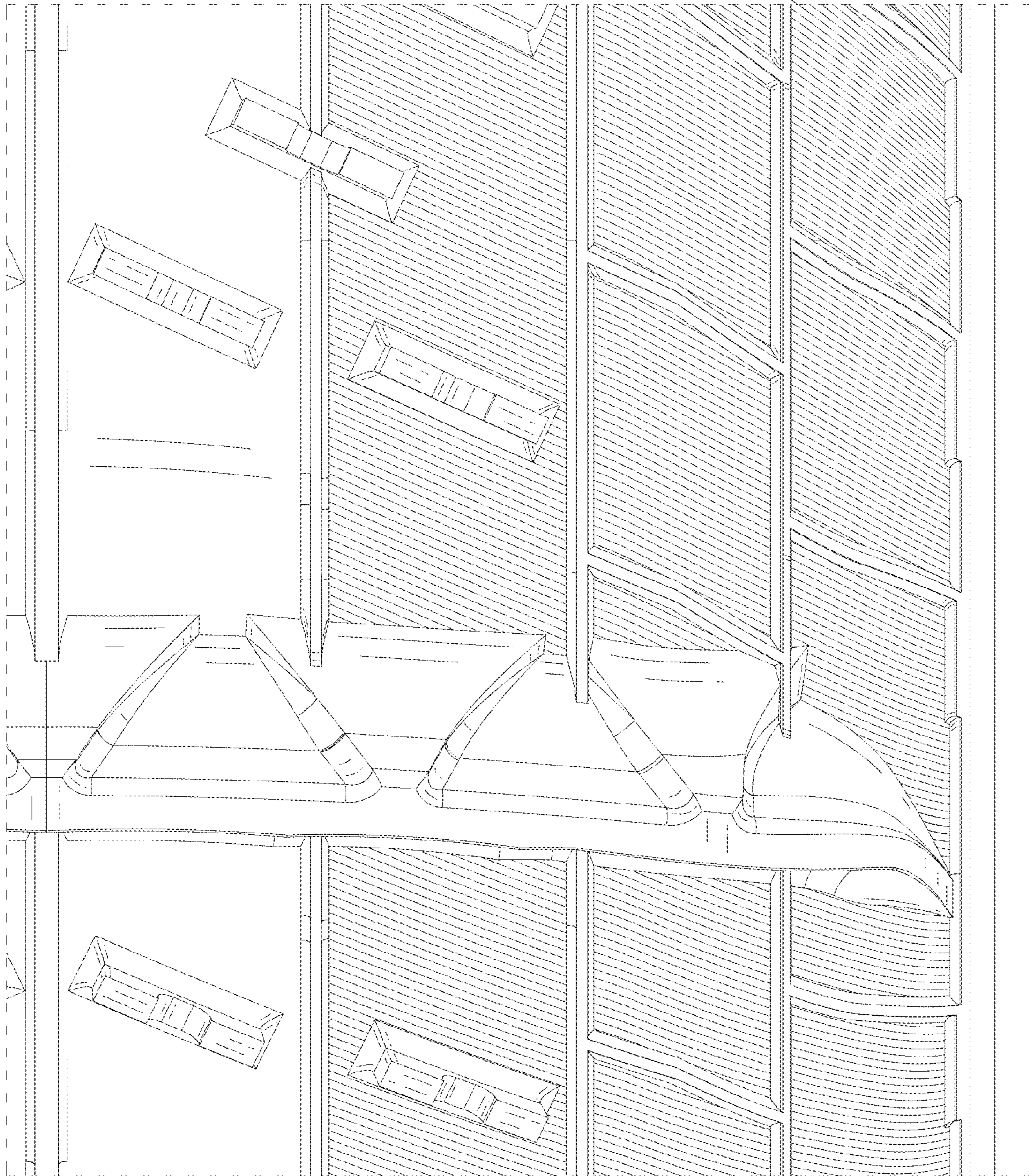


FIG. 8