



US00D988232S

(12) **United States Design Patent**
Geng et al.

(10) **Patent No.:** **US D988,232 S**

(45) **Date of Patent:** **** Jun. 6, 2023**

(54) **TIRE**
(71) Applicant: **TIANJIN WANDA TYRE CO., LTD.**,
Tianjin (CN)
(72) Inventors: **Peng Geng**, Tianjin (CN); **Chuan Liu**,
Tianjin (CN); **Yongfu Guan**, Tianjin
(CN)
(73) Assignee: **TIANJIN WANDA TYRE CO., LTD.**,
Tianjin (CN)

D618,160 S * 6/2010 Jacobs D12/544
D766,165 S * 9/2016 Chen D12/544
D818,938 S * 5/2018 Curat D12/544
D893,403 S * 8/2020 Xu D12/544
D956,667 S * 7/2022 Geng D12/544
2002/0144761 A1* 10/2002 Zanzig B60C 11/0302
152/209.5
2009/0283189 A1* 11/2009 Mun B60C 11/1218
152/209.18
2015/0224828 A1* 8/2015 Abarotin B60C 11/0304
152/209.18

(**) Term: **15 Years**

* cited by examiner

(21) Appl. No.: **29/796,469**

Primary Examiner — Garth Rademaker

(22) Filed: **Jun. 24, 2021**

Assistant Examiner — Joseph Thomas Hays

(30) **Foreign Application Priority Data**

Apr. 21, 2021 (CN) 202130227557.X

(51) **LOC (14) Cl.** **12-15**

(52) **U.S. Cl.**
USPC **D12/533**

(58) **Field of Classification Search**
USPC D12/533–604
CPC Y10T 152/0016; Y10T 152/10027; Y10T
152/10504; B60C 1/0016; B60C 11/00;
B60C 11/03; B60C 11/0302; B60C 3/06;
B60C 9/17

See application file for complete search history.

(56) **References Cited**

U.S. PATENT DOCUMENTS

D316,386 S * 4/1991 Fujiki B60C 11/0302
D12/544
D449,804 S * 10/2001 Lo B60C 11/1218
D12/558

(57) **CLAIM**

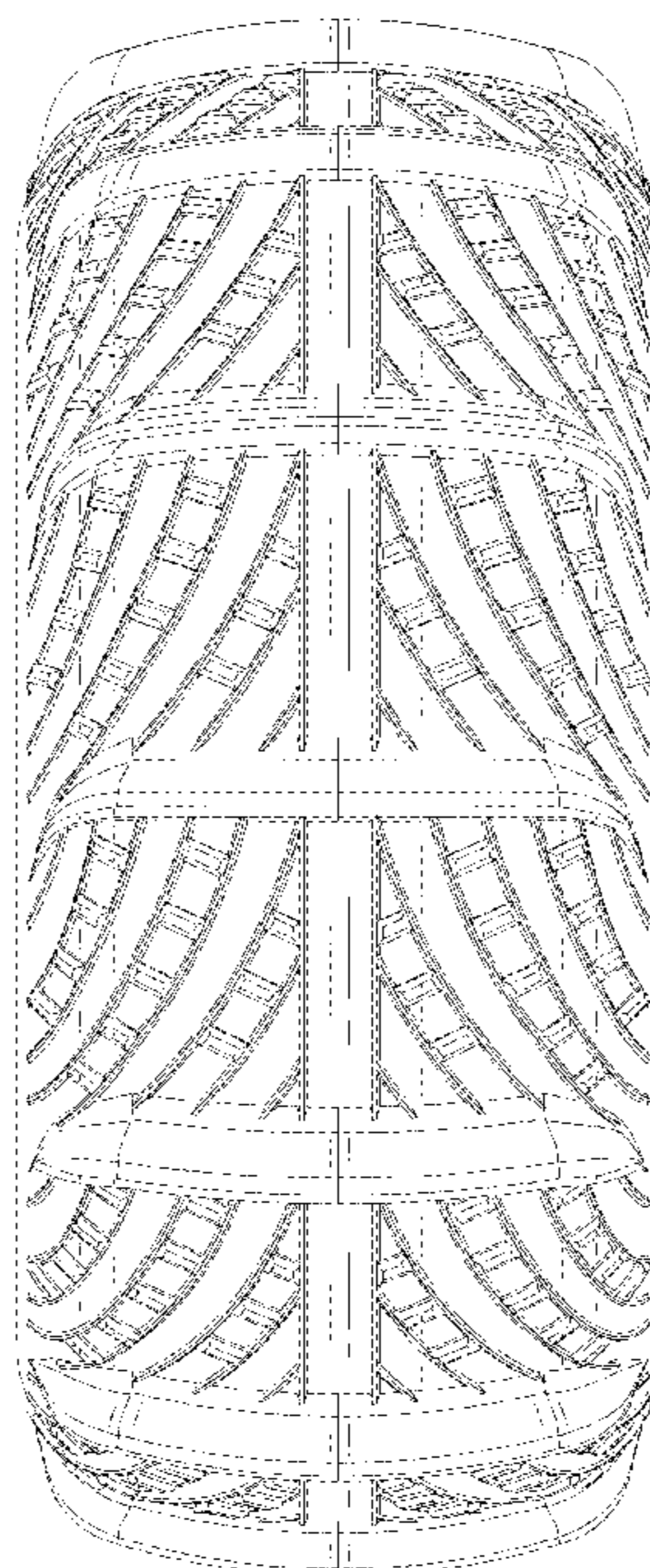
The ornamental design for tire, as shown and described.

DESCRIPTION

FIG. 1 is a perspective view of tire showing our new design;
FIG. 2 is a front view thereof;
FIG. 3 is a back view thereof;
FIG. 4 is a left view thereof;
FIG. 5 is a right view thereof;
FIG. 6 is a top view thereof; and,
FIG. 7 is a bottom view thereof.

The broken lines shown on the drawings depict portions of the tire that form no part of the claimed design.

1 Claim, 7 Drawing Sheets



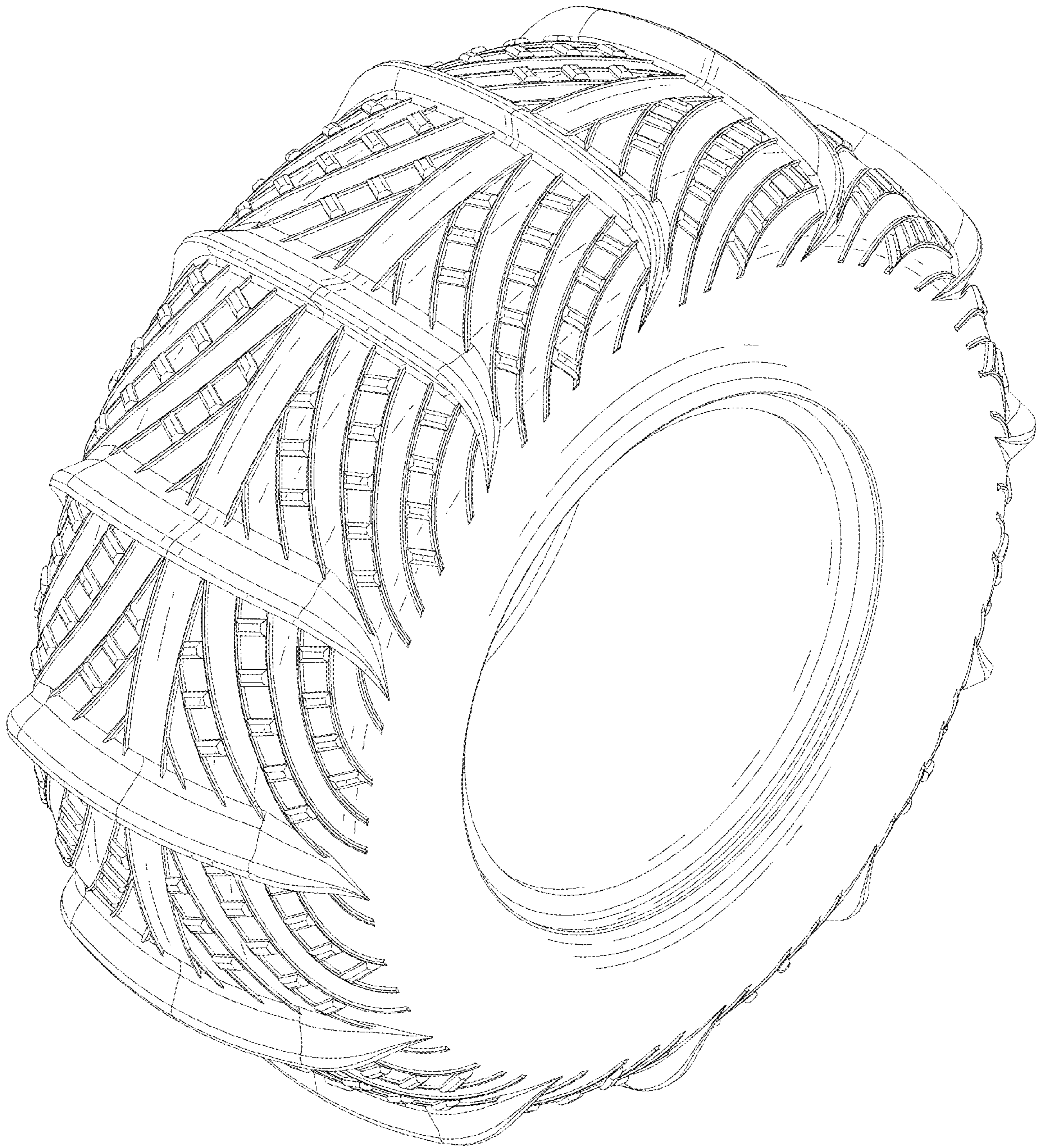


FIG. 1

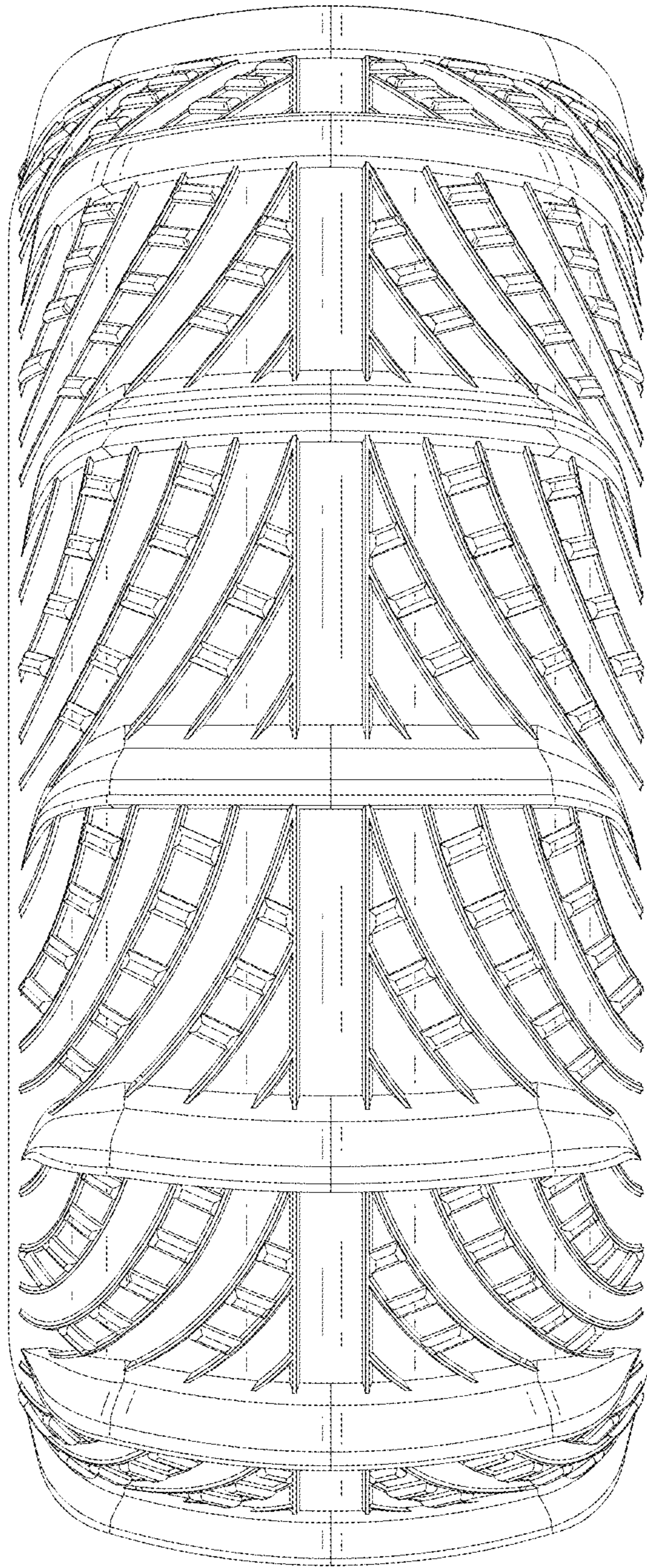


FIG. 2

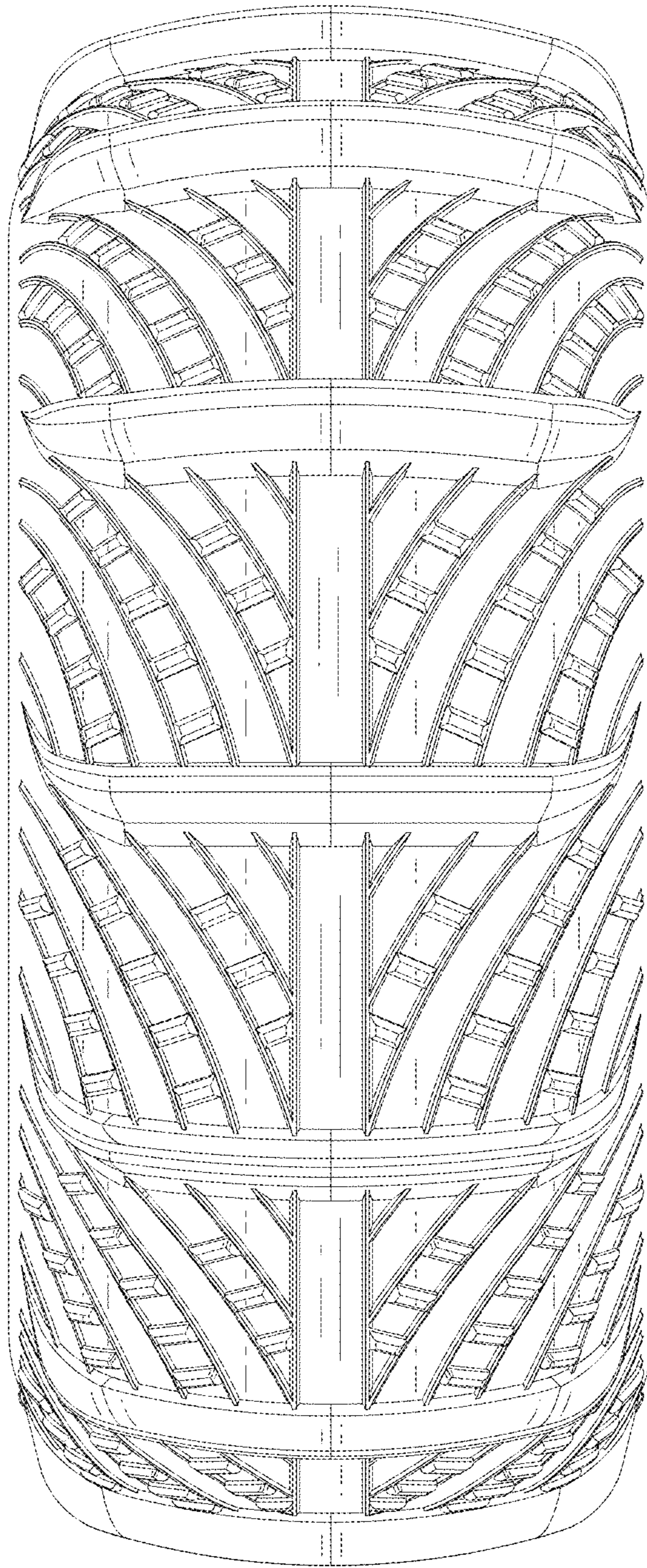


FIG. 3




FIG. 4




FIG. 5

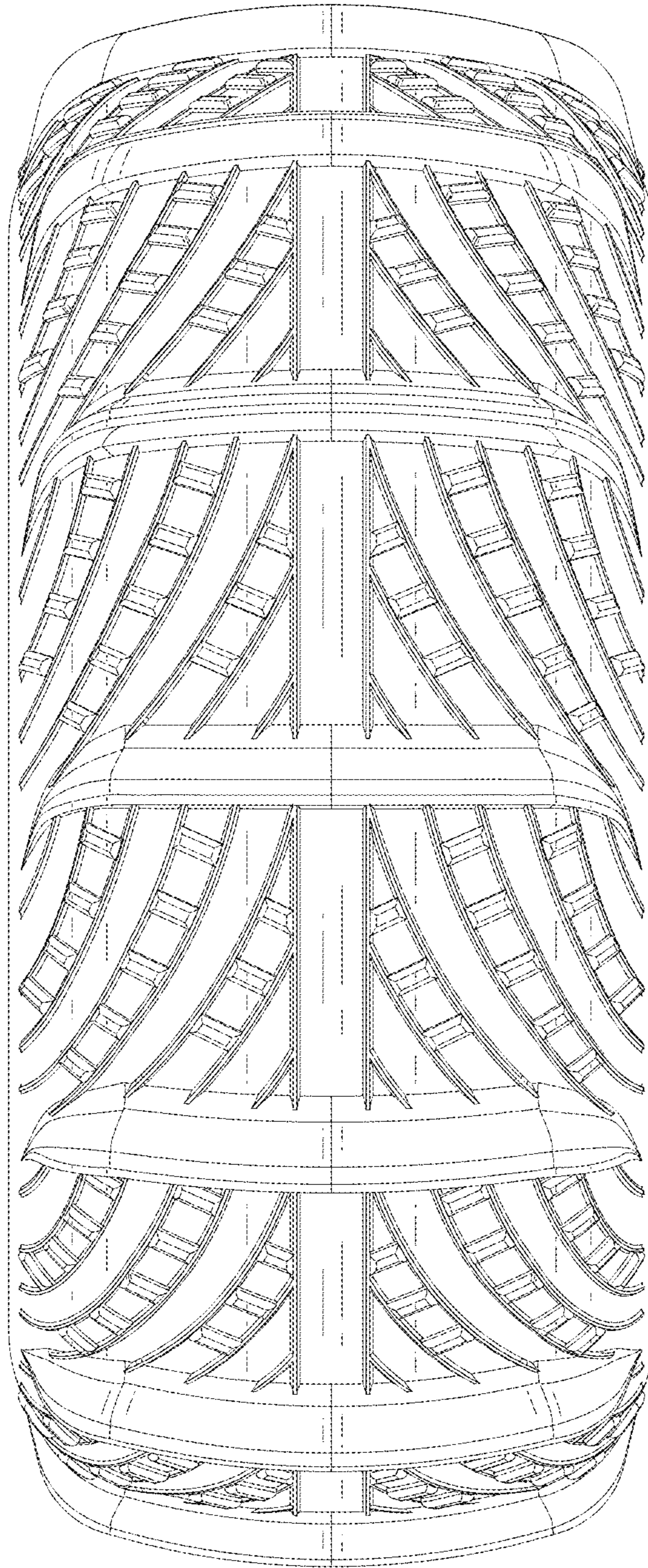


FIG. 6

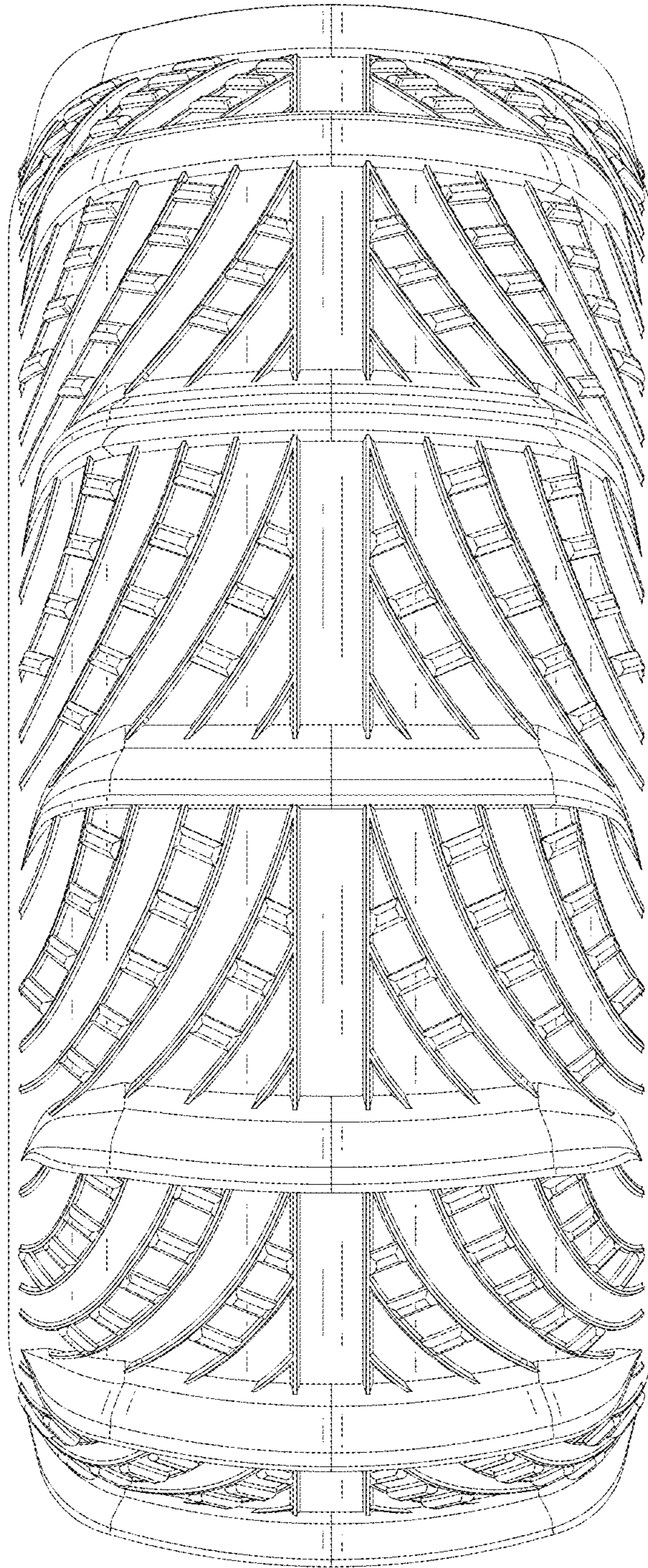


FIG. 7