



US00D988214S

(12) **United States Design Patent**
Bowden et al.

(10) **Patent No.:** **US D988,214 S**
(45) **Date of Patent:** **** Jun. 6, 2023**

- (54) **BRAKE SHOE WITH THERMAL MANAGEMENT FEATURES**
- (71) Applicant: **Westinghouse Air Brake Technologies Corporation**, Pittsburgh, PA (US)
- (72) Inventors: **A. Gary Bowden**, Laurinburg, NC (US); **James Wesley Sugg**, Pinehurst, NC (US); **Matthew P. Jarusinski**, Jackson Springs, NC (US)
- (73) Assignee: **WESTINGHOUSE AIR BRAKE TECHNOLOGIES CORPORATION**, Pittsburgh, PA (US)

- (**) Term: **15 Years**
- (21) Appl. No.: **29/775,002**
- (22) Filed: **Mar. 19, 2021**
- (51) **LOC (14) Cl.** **12-16**
- (52) **U.S. Cl.**
USPC **D12/180**
- (58) **Field of Classification Search**
USPC D12/106, 114, 122, 179–180, 207, 400
(Continued)

- (56) **References Cited**
U.S. PATENT DOCUMENTS
1,574,555 A * 2/1926 Connelly F16D 65/062
188/238
4,276,968 A * 7/1981 Cripe F16D 65/56
188/74
(Continued)

- FOREIGN PATENT DOCUMENTS**
CN 202040250 U 11/2011
CN 304918834 * 11/2018
(Continued)

OTHER PUBLICATIONS
Customized Composite brake shoes, composite stamping steel railway wagon parts train brake shoes, available in GlobalSources.com,

announced Year 2022 [online], [site visited Dec. 28, 2022], Internet URL: <https://www.globalsources.com/Brake-shoes/Railway-wagon-composite-brake-shoes-1188679109p.htm>.*

(Continued)

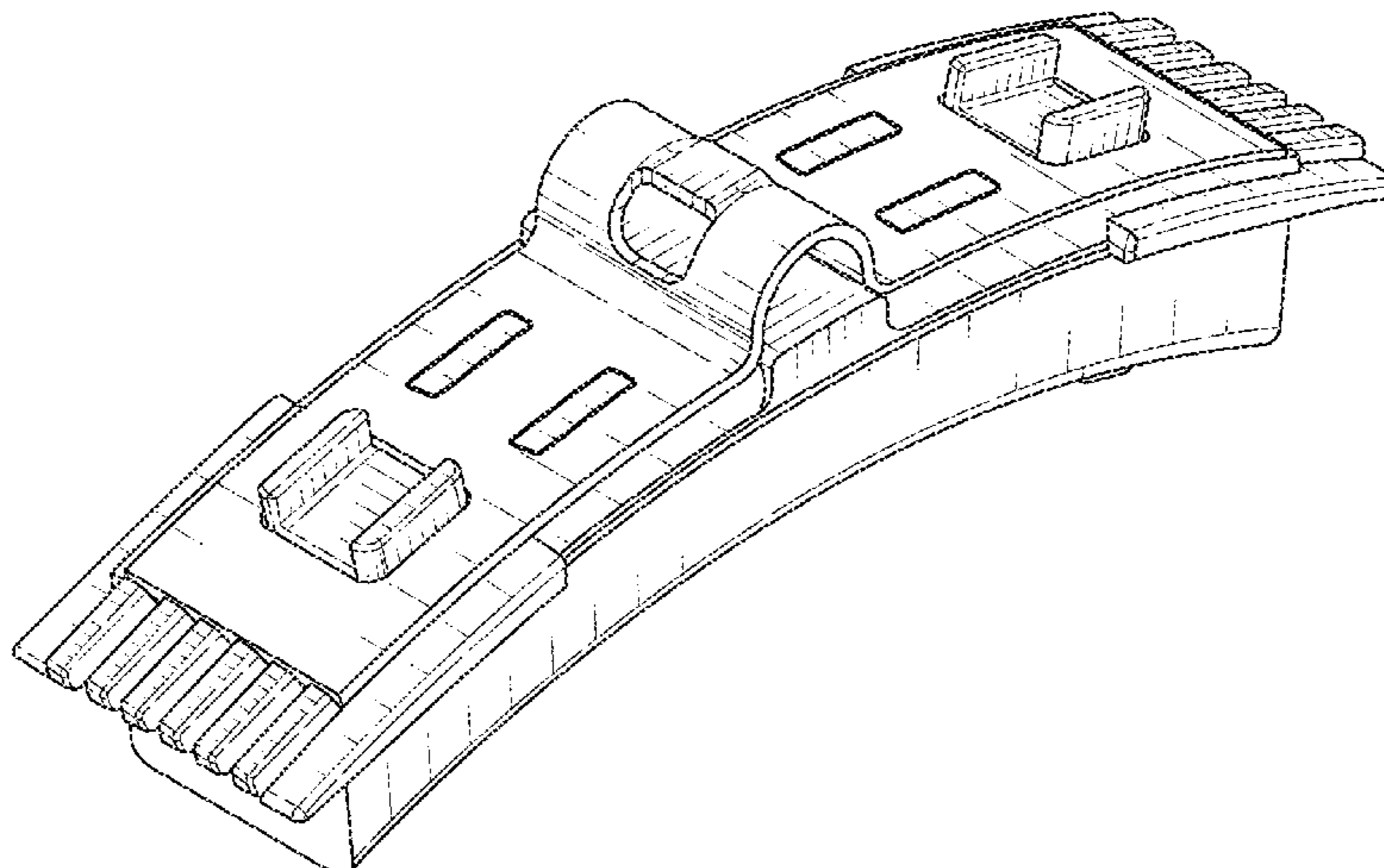
Primary Examiner — Darlington Ly
Assistant Examiner — D. Ryan Tisdale
(74) *Attorney, Agent, or Firm* — The Small Patent Law Group LLC; Christopher R. Carroll

(57) **CLAIM**
The ornamental design for a brake shoe with thermal management features, as shown and described.

DESCRIPTION

FIG. 1 is a perspective view of a first embodiment of a brake shoe with thermal management features;
FIG. 2 is an elevational view of a first side of the brake shoe with thermal management features;
FIG. 3 is an elevational view of a second side of the brake shoe with thermal management features;
FIG. 4 is an elevational view of a first end of the brake shoe with thermal management features;
FIG. 5 is an elevational view of a second end of the brake shoe with thermal management features;
FIG. 6 is a plan view of a top side of the brake shoe with thermal management features;
FIG. 7 is a plan view of a bottom side of the brake shoe with thermal management features;
FIG. 8 is a perspective view of a second embodiment of a brake shoe with thermal management features;
FIG. 9 is an elevational view of a first side of the brake shoe with thermal management features;
FIG. 10 is an elevational view of a second side of the brake shoe with thermal management features;
FIG. 11 is an elevational view of a first end of the brake shoe with thermal management features;
FIG. 12 is an elevational view of a second end of the brake shoe with thermal management features;
FIG. 13 is a plan view of a top side of the brake shoe with thermal management features; and,
FIG. 14 is a plan view of a bottom side of the brake shoe with thermal management features.

1 Claim, 8 Drawing Sheets



(58) **Field of Classification Search**
 CPC . B60T 7/00; B60T 8/265; B60T 11/00; B60T 11/103; B60T 13/00; B60T 13/66; B60T 17/223; B60T 2201/00; B60T 2201/03; B60T 2260/00; B60T 2270/00; B60T 2270/82; B60T 2270/83; B60T 2270/84; B60T 1/06; B62L 1/00; B62L 3/02; B62D 63/04; B62D 65/02; B62D 65/12; F16D 55/00; F16D 55/226; F16D 65/00
 See application file for complete search history.

JP	356031534	A	3/1981
JP	2012189175	A	10/2012
JP	2014098407	A	5/2014
RU	157868	U1	12/2015
RU	158605	U1	1/2016
RU	2601768	C1	11/2016
RU	173155	U1	8/2017
RU	173547	U1	8/2017
RU	174773	U1	11/2017
RU	175071	U1	11/2017
RU	2674727	C2	12/2018
WO	2020252109	A1	12/2020

(56) **References Cited**

U.S. PATENT DOCUMENTS

6,206,151	B1	3/2001	Nakamura	
D597,907	S *	8/2009	Liu	D12/180
D604,215	S *	11/2009	Liu	D12/180
D614,551	S *	4/2010	Liu	D12/180
D669,828	S *	10/2012	Liu	D12/180
D712,809	S *	9/2014	Kloos	D12/180
D784,874	S *	4/2017	Buxton	D12/180
D785,518	S *	5/2017	Buxton	D12/180
2003/0205438	A1 *	11/2003	Hartsock	B60T 13/74 188/342
2003/0234142	A1	12/2003	Shute et al.	
2003/0234143	A1	12/2003	Shute et al.	
2015/0090543	A1	4/2015	Moore	
2022/0049749	A1	2/2022	Bowden	

FOREIGN PATENT DOCUMENTS

CN	212028395	U	11/2020
CN	306921358	*	11/2021
CN	307500038	*	8/2022
EA	016180	B1	2/2012
EA	029533	B1	4/2018
EP	1074755	A1	9/2004

OTHER PUBLICATIONS

Heavy braking and sparks with cast iron brake blocks, announced in YouTube on Dec. 21, 2017 [online], [site visited Dec. 28, 2022], Available from the internet URL: <https://www.youtube.com/watch?v=jm4LXmumR9s>.*
 Locomotive maintenance—brake shoe change, announced in YouTube on Mar. 26, 2013 [online], [site visited Dec. 28, 2022], Available from the internet URL: <https://www.youtube.com/watch?v=KCFDwWcfQMw>.*
 Office Action dated May 6, 2022 for corresponding Eurasian Patent Application No. 202191872. English translation provided. (4 pages).
 Extended European Search Report dated Feb. 18, 2022 for corresponding European Patent Application No. 21 192 768.6 (7 Pages).
 Search Report dated Dec. 10, 2021 for corresponding Eurasian Application No. 202191872. (3 pages).
 English Translation of Search Report dated Dec. 10, 2021 for corresponding Eurasian Application No. 202191872. (2 pages).
 Gunay et al., “An investigation on braking systems used in railway vehicles”, Engineering Science and Technology, an International Journal 23 (2020) 421-431, (11 pages).
 Wabtec Corporation, “V626-14” “Day One” Treadguard® Locomotive Brakeshoe (4 pages).

* cited by examiner

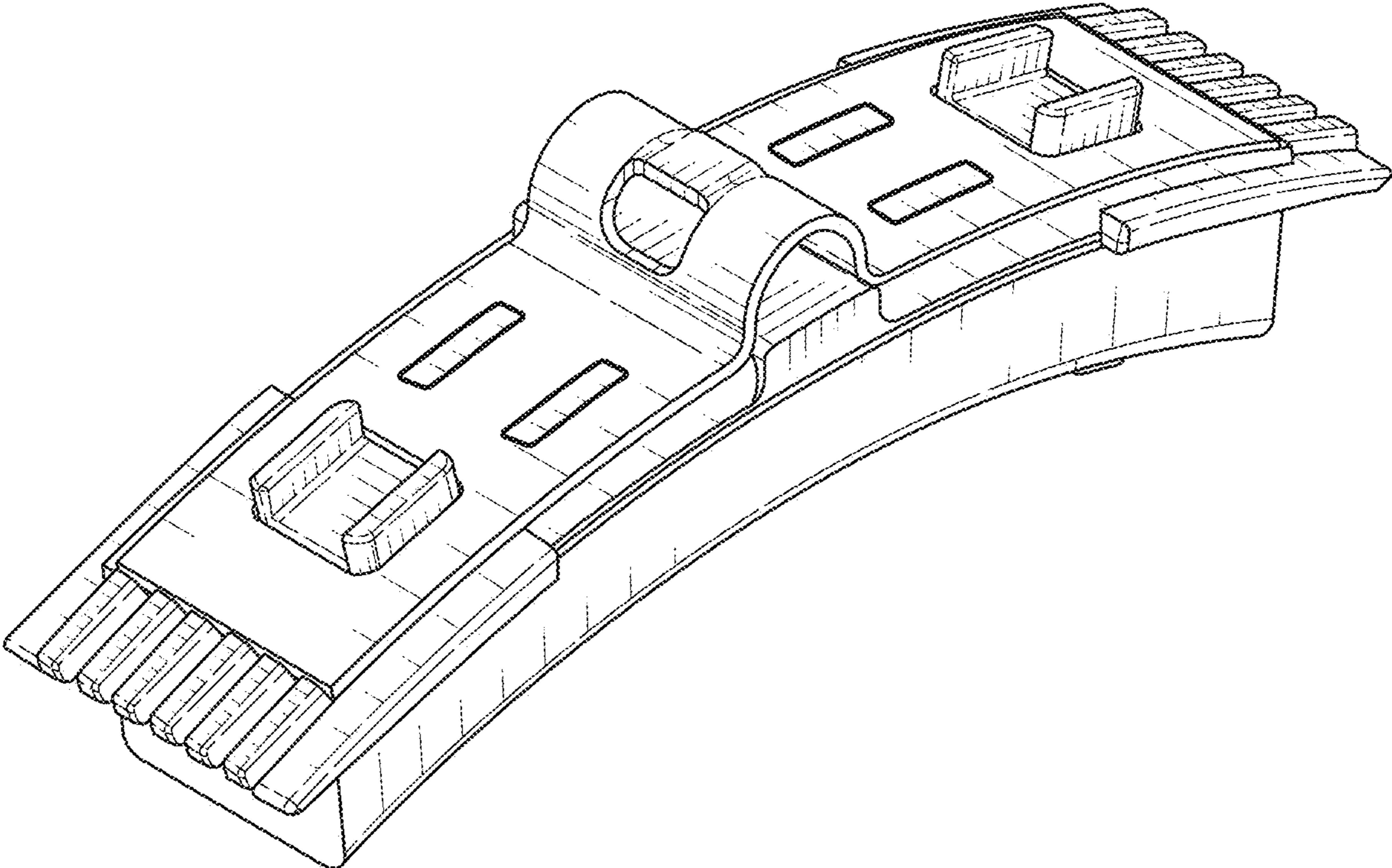


FIG. 1

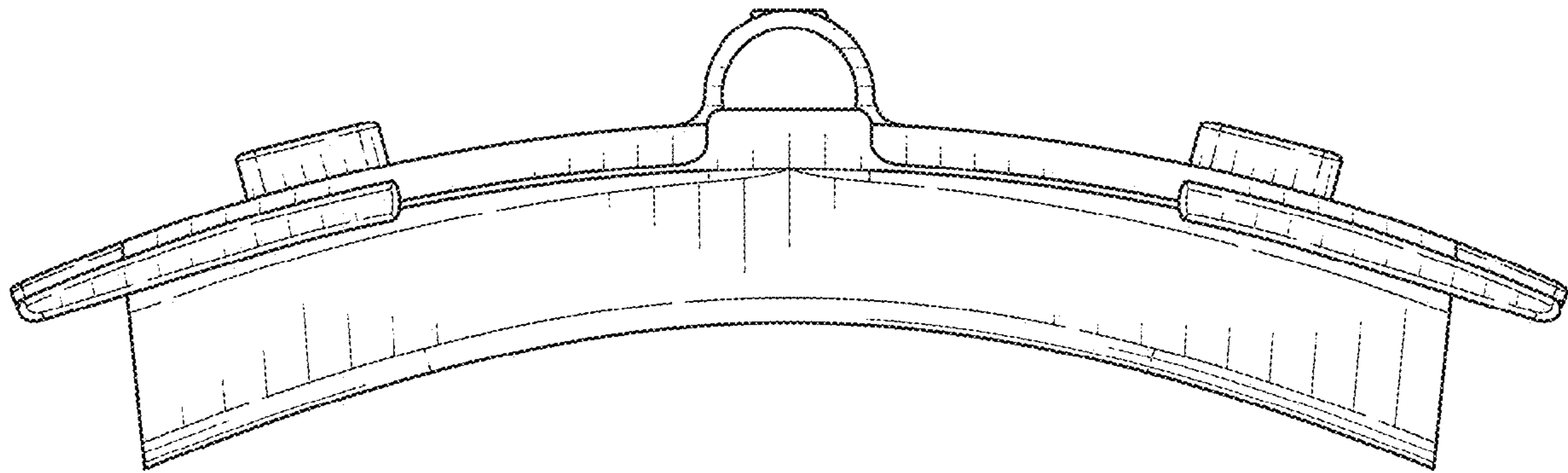


FIG. 2

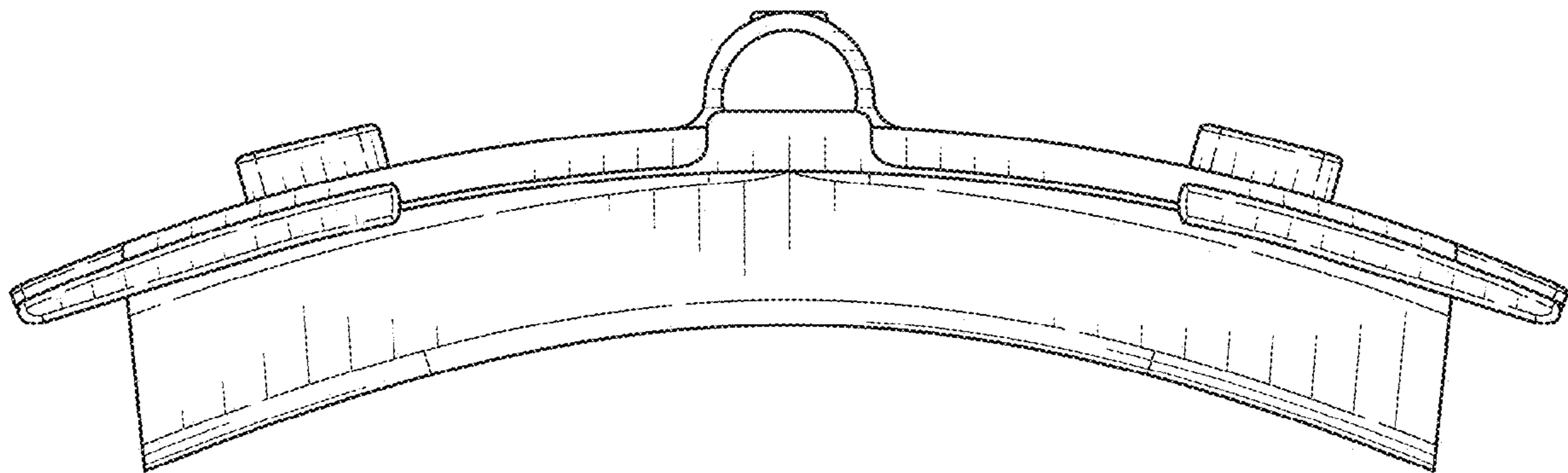


FIG. 3

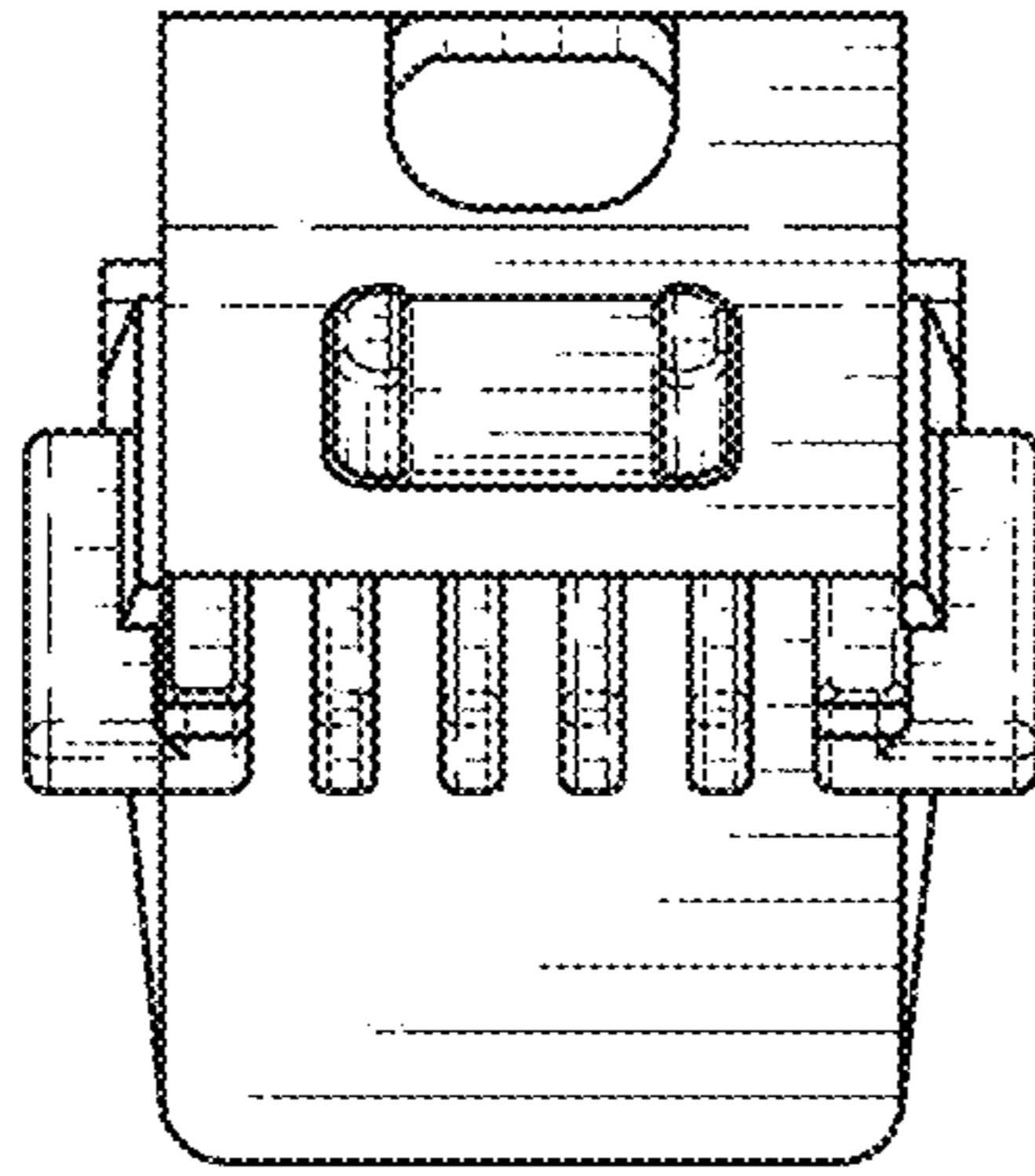


FIG. 4

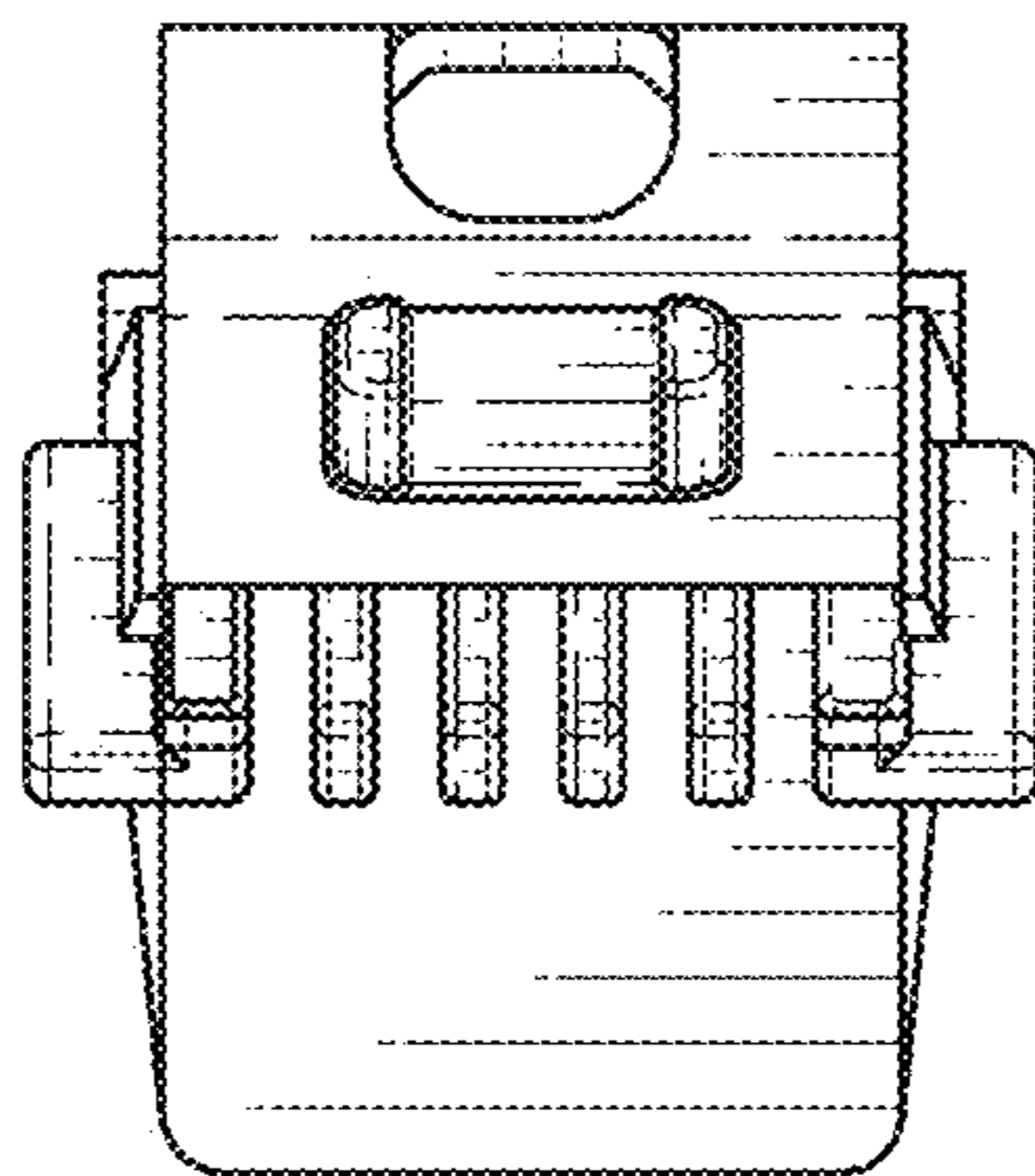


FIG. 5

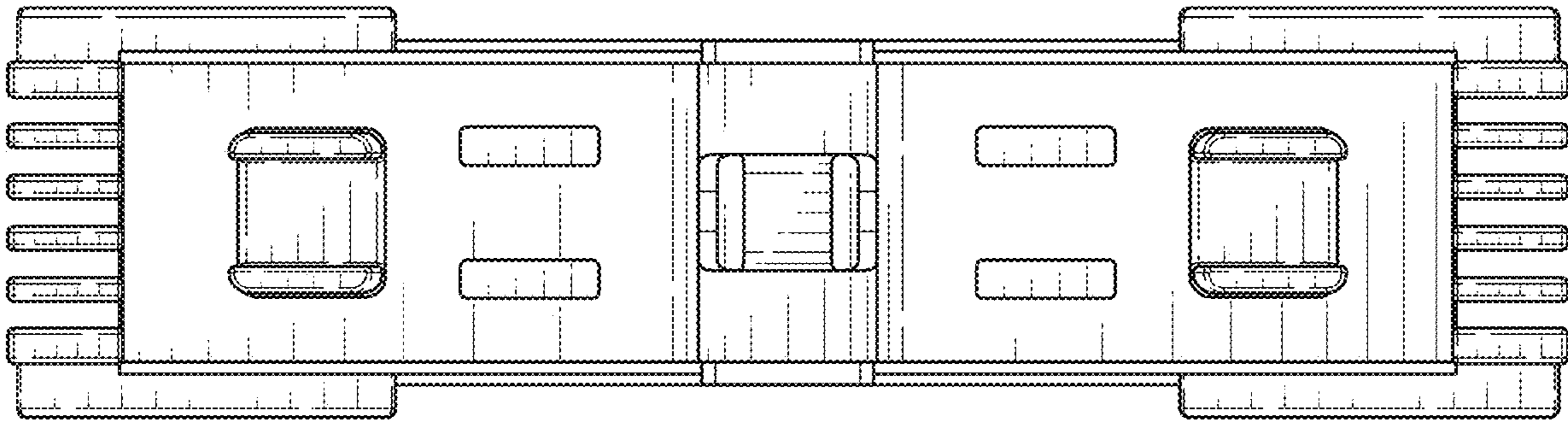


FIG. 6

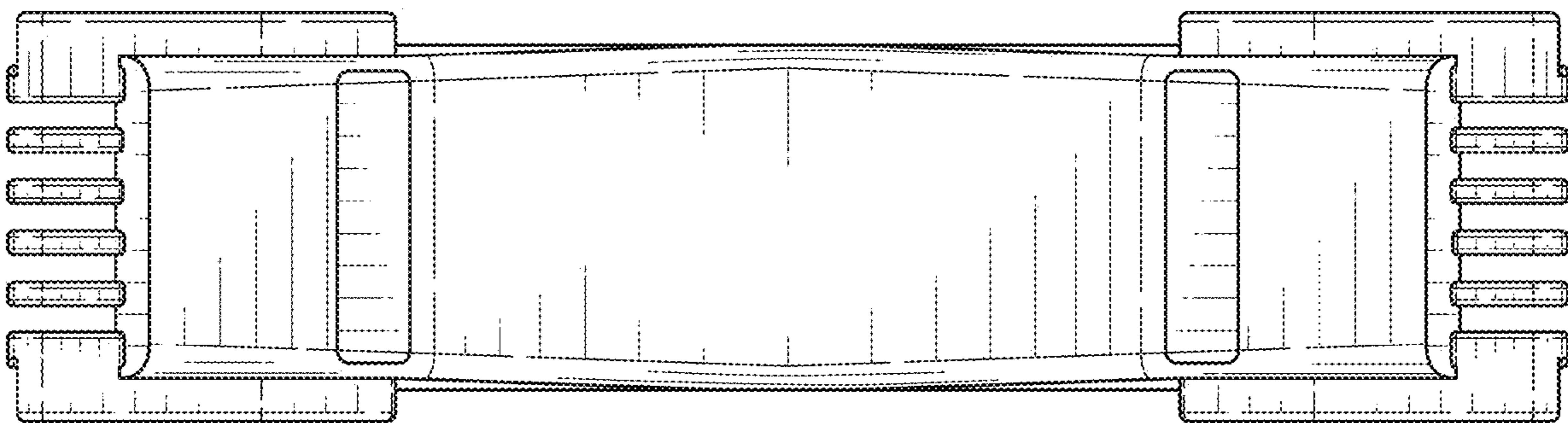


FIG. 7

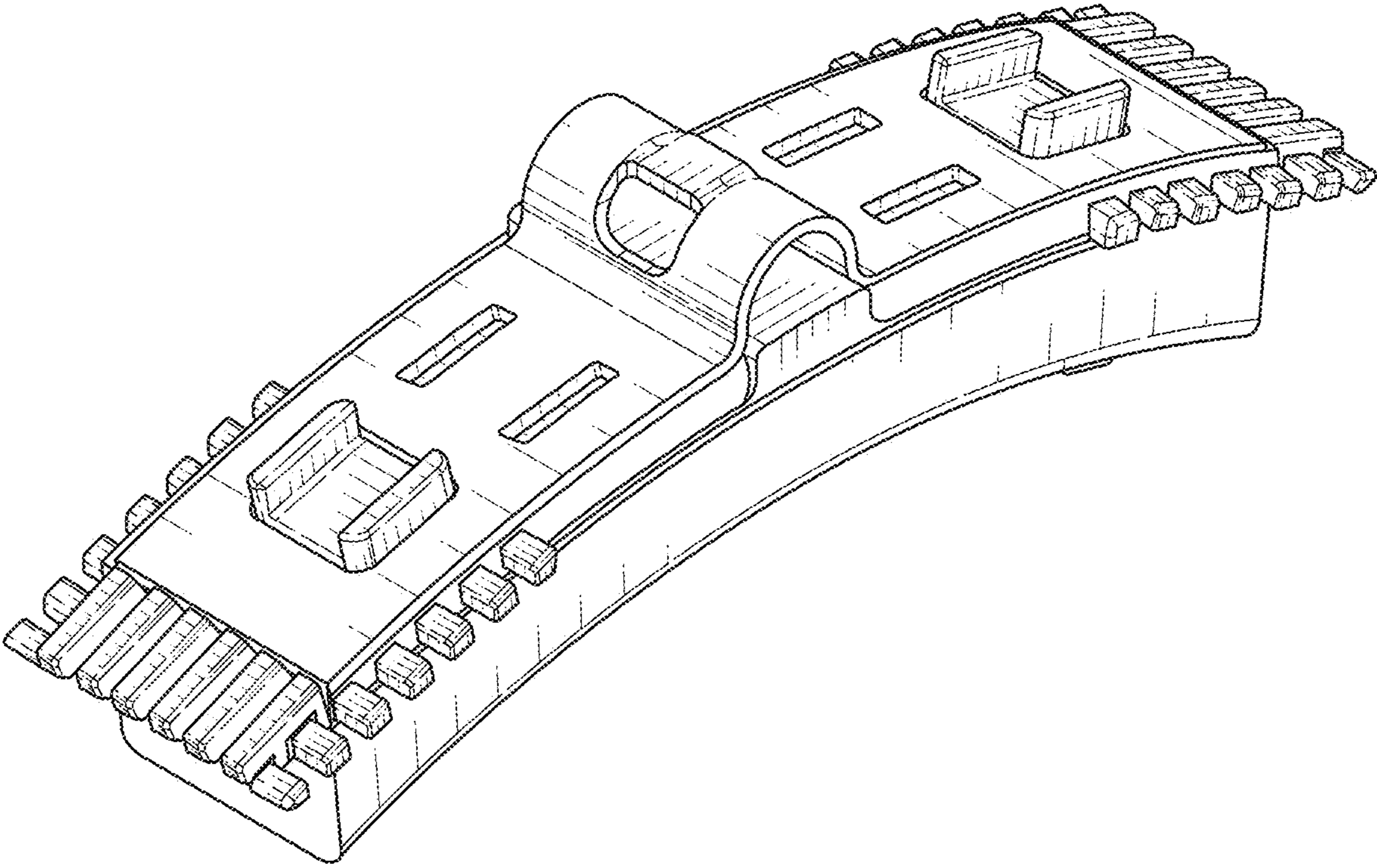


FIG. 8

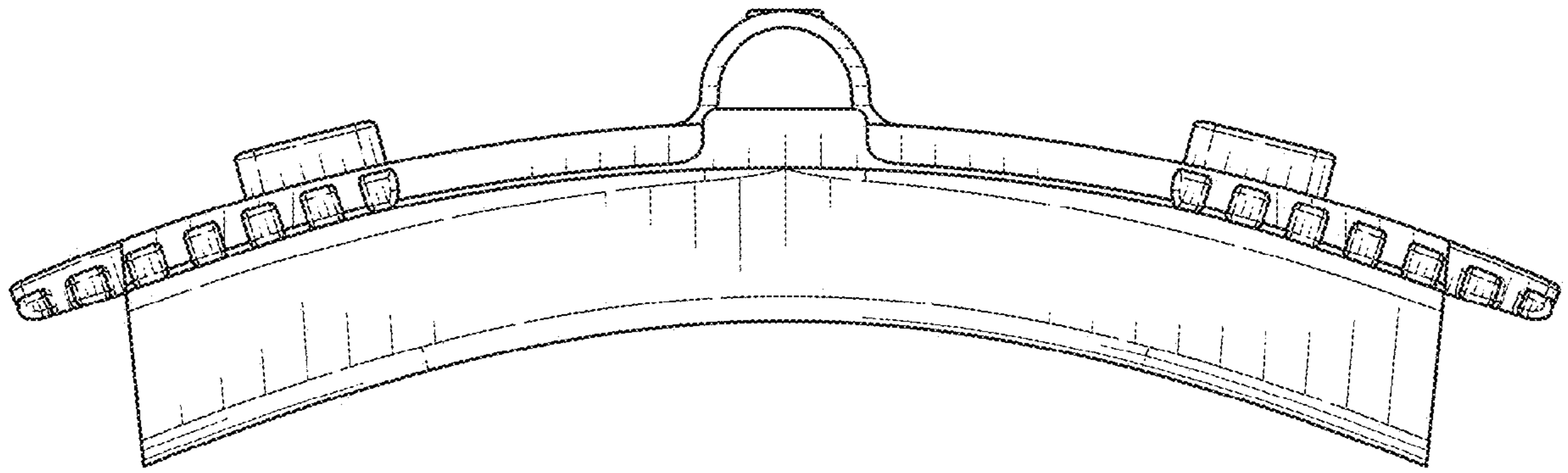


FIG. 9

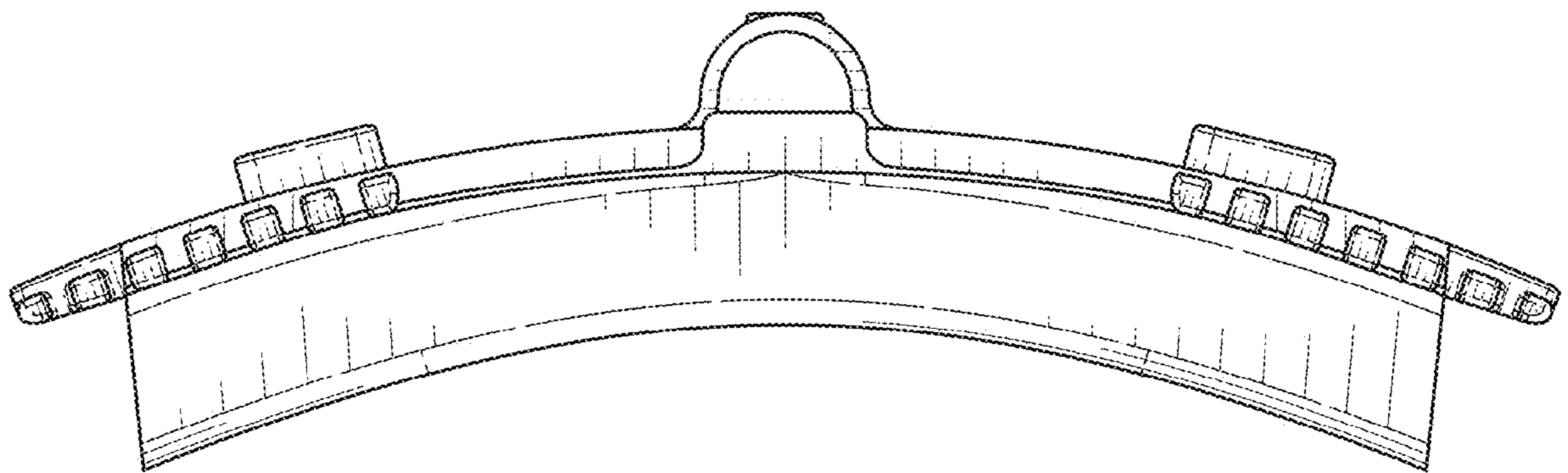


FIG. 10

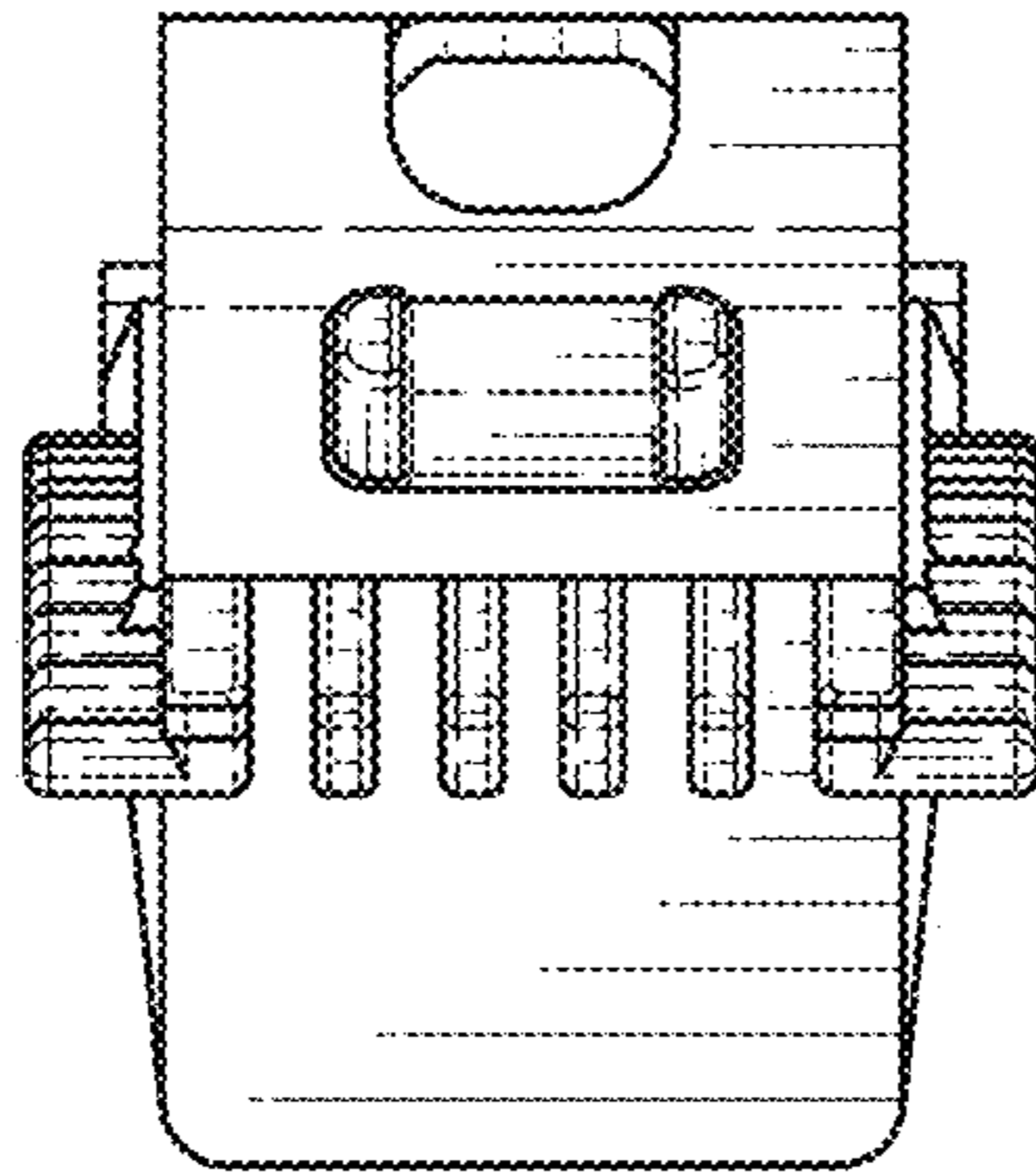


FIG. 11

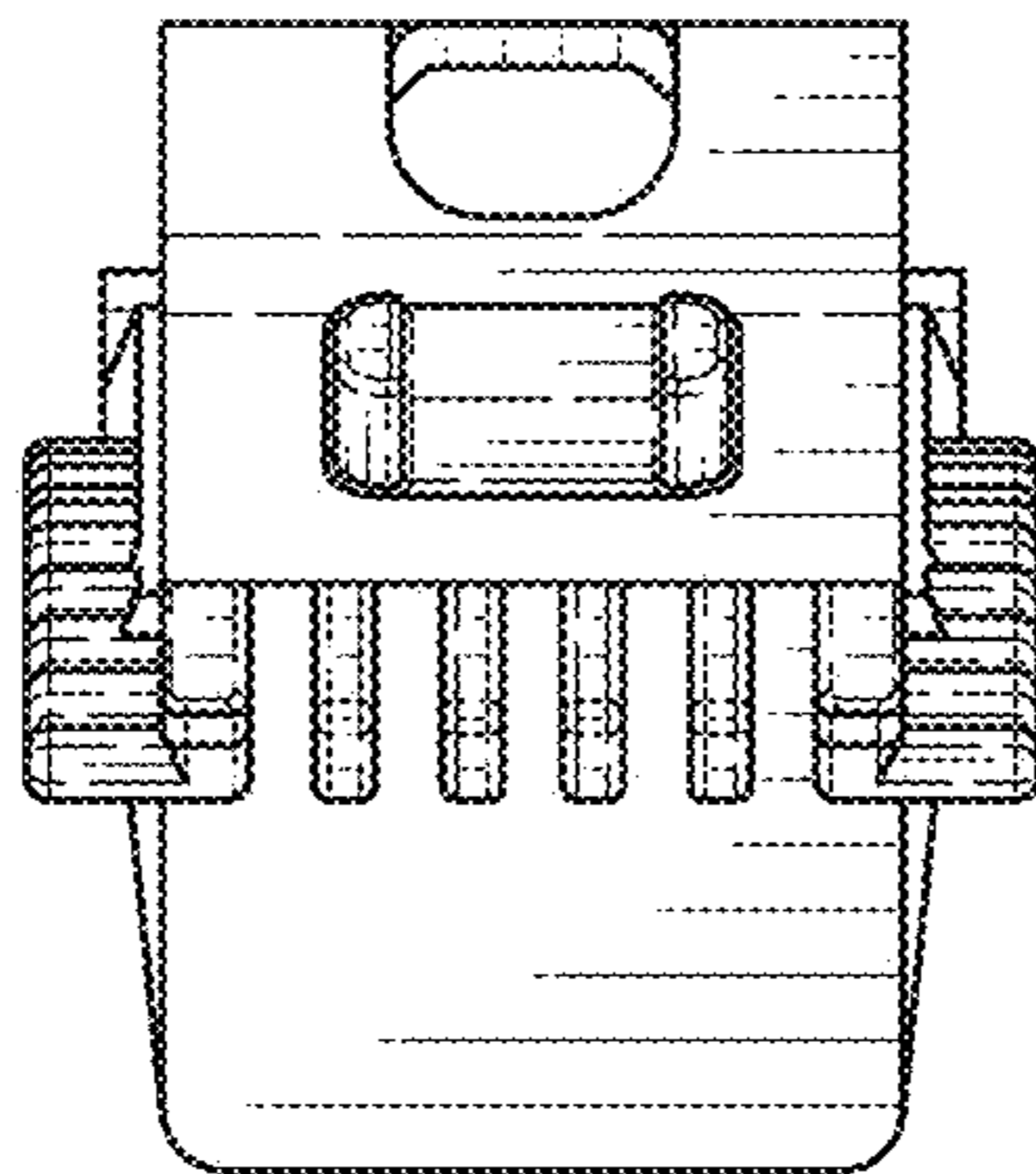


FIG. 12

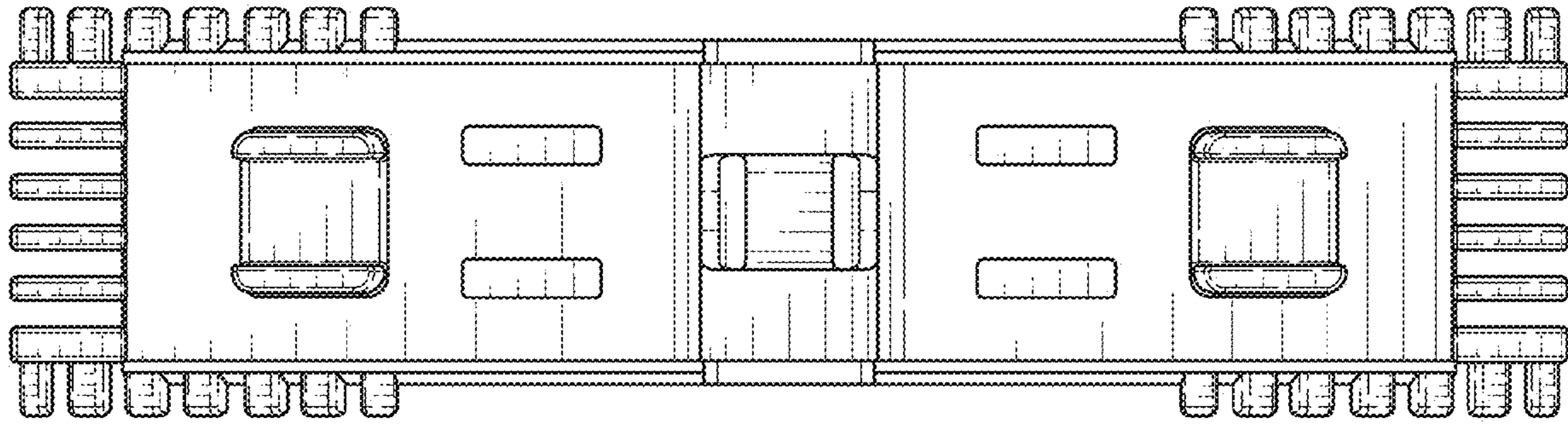


FIG. 13

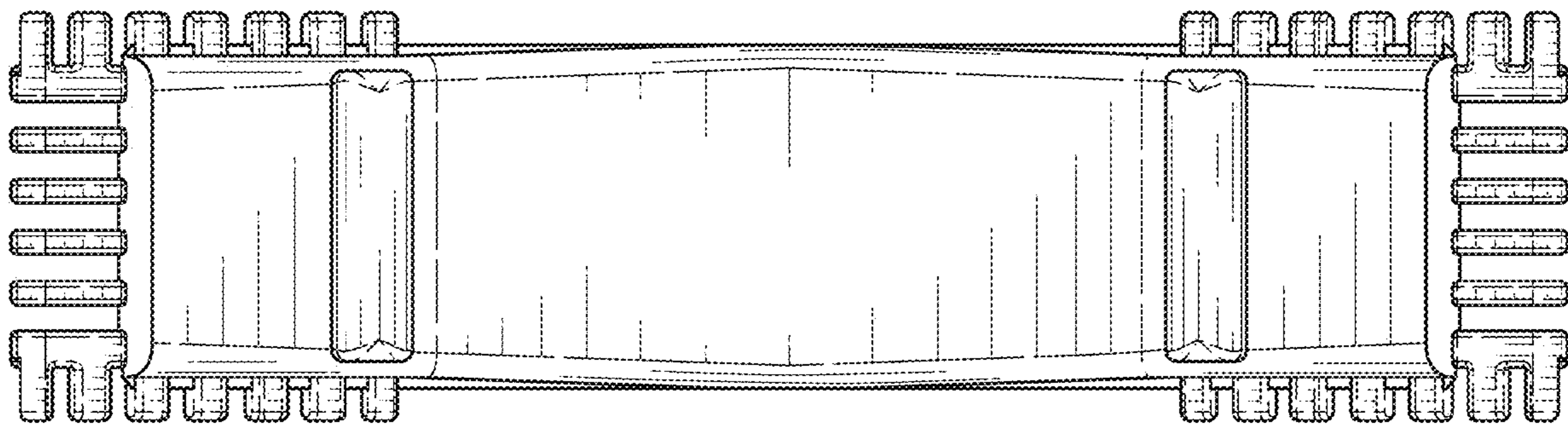


FIG. 14