



US00D988209S

(12) **United States Design Patent** (10) **Patent No.:** **US D988,209 S**
Willing et al. (45) **Date of Patent:** **** Jun. 6, 2023**

(54) **VEHICLE FRONT BUMPER COVER**
(71) Applicant: **Ford Global Technologies, LLC**,
Dearborn, MI (US)
(72) Inventors: **Todd Willing**, Grosse Pointe, MI (US);
Max Wolff, Elsternwick (AU); **Max**
Tran, Pascoe Vale (AU); **Leigh H.**
Cosentino, Seddon (AU); **Tae Hoon**
Kang, Essendon (AU); **Lee P. Imrie**,
Bundoora (AU)
(73) Assignee: **Ford Global Technologies, LLC**,
Dearborn, MI (US)

(**) Term: **15 Years**

(21) Appl. No.: **29/814,404**

(22) Filed: **Nov. 5, 2021**

(51) **LOC (14) Cl.** **12-16**

(52) **U.S. Cl.**
USPC **D12/169**

(58) **Field of Classification Search**
USPC D12/169, 196, 86, 90-92, 163, 190, 98,
D12/164; 293/102, 113, 115, 117, 120,
293/193.11; 296/180.1, 180.2
CPC B60R 19/02; B60R 19/04; B62D 25/08
See application file for complete search history.

(56) **References Cited**

U.S. PATENT DOCUMENTS

D561,662 S *	2/2008	Ellis	D12/169
D578,939 S *	10/2008	Tachibana	D12/169
D586,709 S *	2/2009	Saridakis	D12/169
D606,912 S *	12/2009	Sahs	D12/169
D631,406 S *	1/2011	Kuze	D12/169
D664,483 S *	7/2012	Platto	D12/169
D668,594 S *	10/2012	Davidson	D12/169
D739,315 S *	9/2015	Blanski	D12/169

D746,734 S *	1/2016	Wolff	D12/169
D812,527 S *	3/2018	Perkins	D12/169
D812,528 S *	3/2018	Nakamura	D12/169
D841,533 S *	2/2019	Imai	D12/169
D845,193 S *	4/2019	Ino	D12/169
D850,998 S *	6/2019	Woodhouse	D12/169
D856,866 S *	8/2019	Lucas	D12/169
D860,883 S *	9/2019	Heo	D12/167
D863,148 S *	10/2019	Woodhouse	D12/169
D889,331 S *	7/2020	O'Donnell	D12/169
D891,322 S *	7/2020	Woodhouse	D12/169
D902,798 S *	11/2020	Hamilton	D12/169
D913,168 S *	3/2021	Yoneyama	D12/169
D918,101 S *	5/2021	Gay	D12/169
D935,355 S *	11/2021	Patel	D12/169
D935,356 S *	11/2021	Patel	D12/169
D971,094 S *	11/2022	Satou	D12/169

* cited by examiner

Primary Examiner — Melody N Brown

(74) *Attorney, Agent, or Firm* — Vichit Chea

(57) **CLAIM**

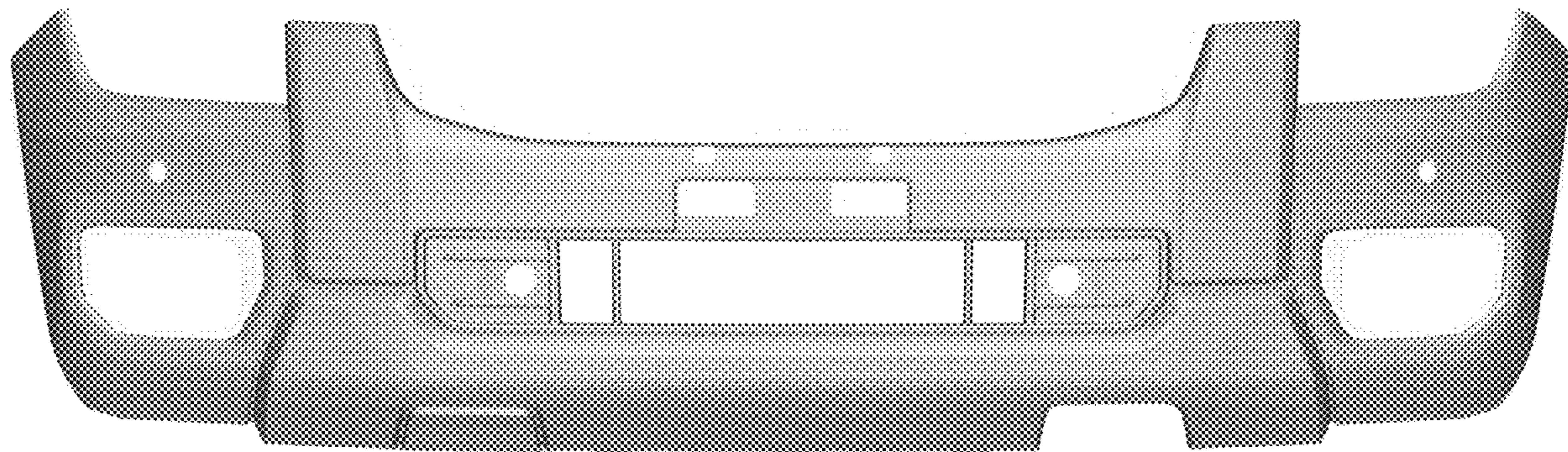
The ornamental design for a vehicle front bumper cover, as shown and described.

DESCRIPTION

FIG. 1 is a front elevational view of a vehicle front bumper cover, showing our new design;
FIG. 2 is a left side elevational view thereof;
FIG. 3 is a right side elevational view thereof;
FIG. 4 is a top plan view thereof;
FIG. 5 is a bottom plan view thereof;
FIG. 6 is a top, front and left side perspective view thereof;
and,
FIG. 7 is a bottom, front and left side perspective view thereof.

The claimed design is indicated by the relatively dark portions in the figures. The de-emphasized and relatively light portions form no part of the claimed design.

1 Claim, 7 Drawing Sheets



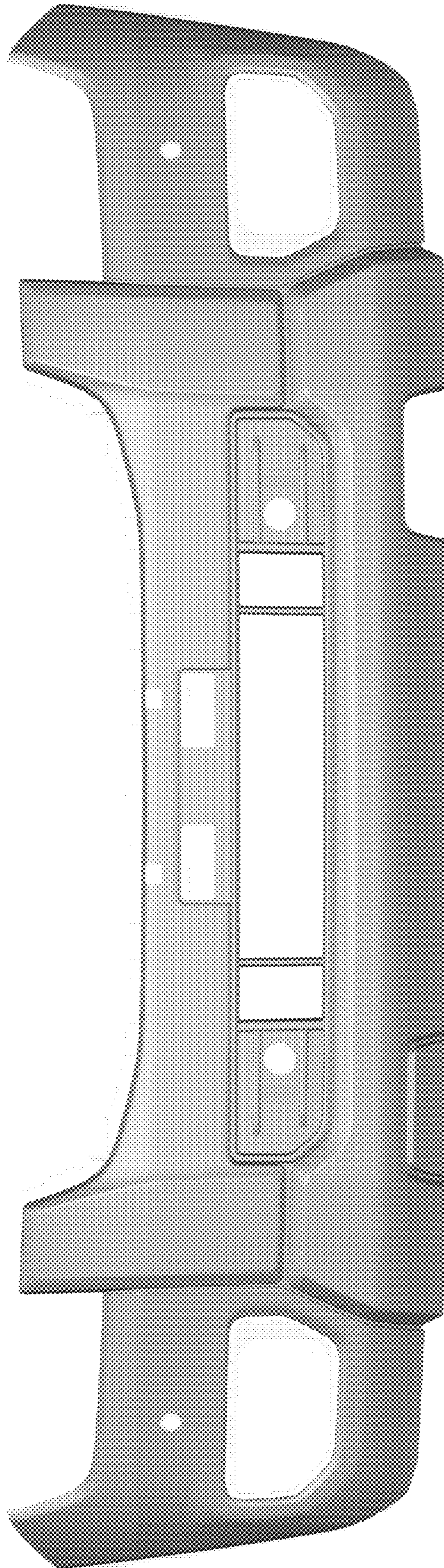


Fig.1




Fig. 2




Fig. 3



Fig.4

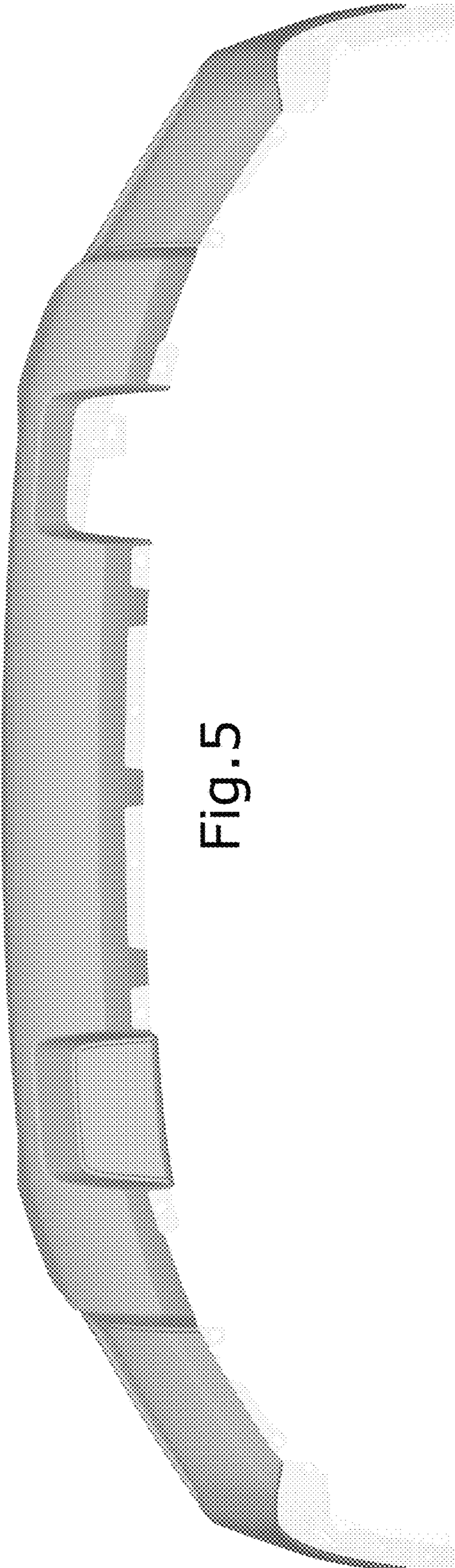


Fig. 5

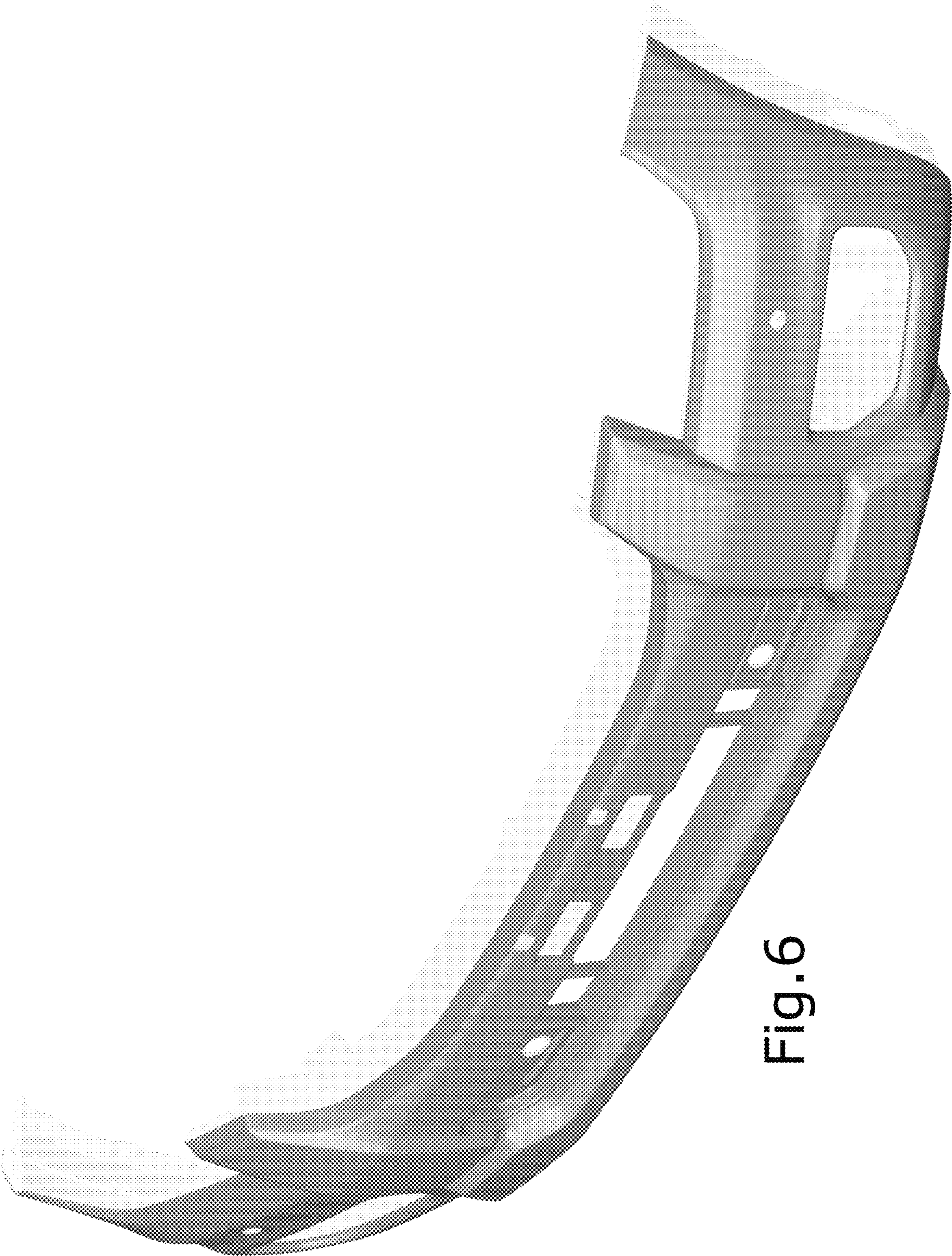


Fig. 6

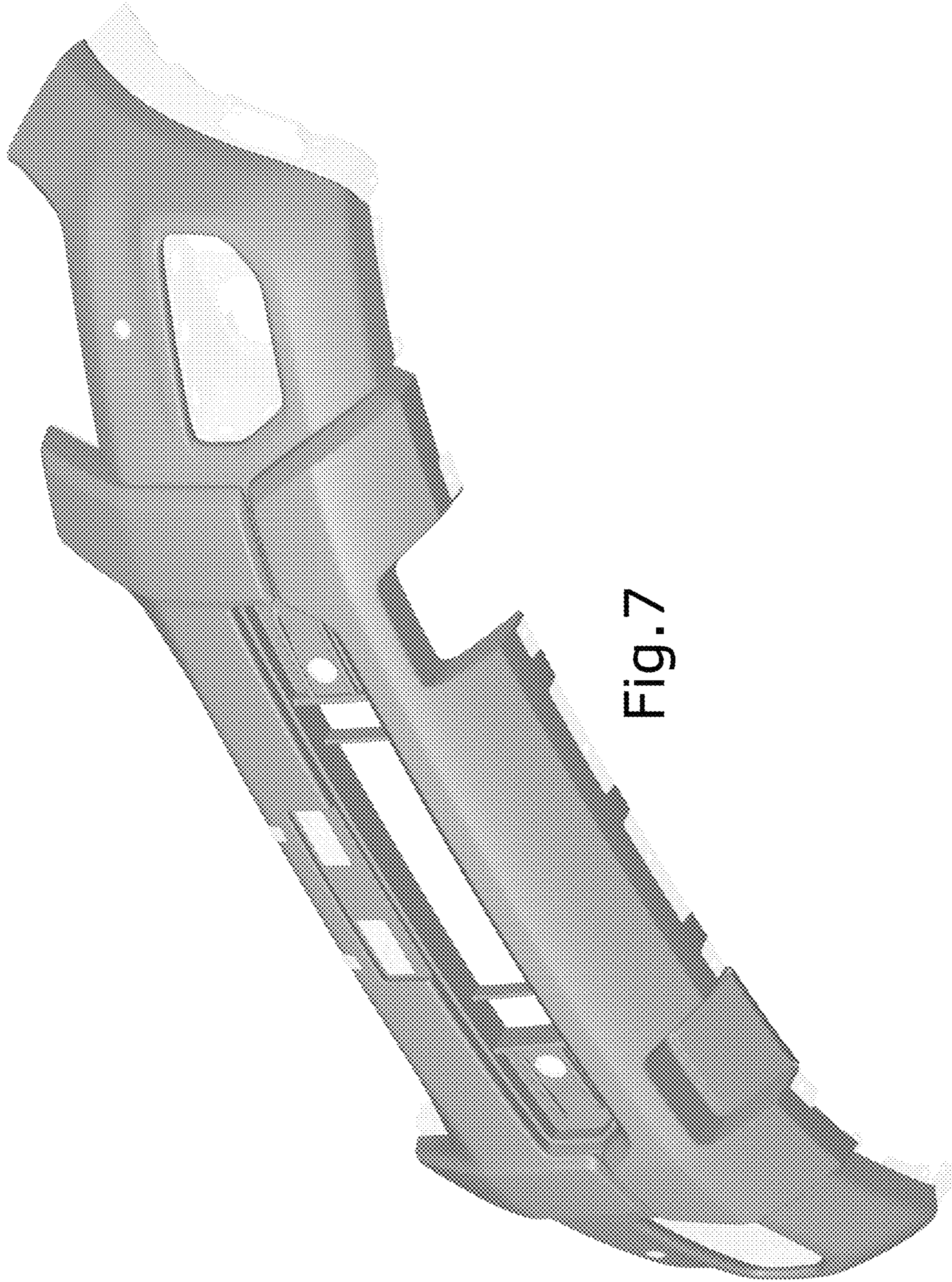


Fig. 7