



US00D988205S

(12) **United States Design Patent**
Willing et al.

(10) **Patent No.:** **US D988,205 S**

(45) **Date of Patent:** **** Jun. 6, 2023**

(54) **VEHICLE FRONT CENTER GRILLE**
(71) Applicant: **Ford Global Technologies, LLC**,
Dearborn, MI (US)
(72) Inventors: **Todd Willing**, Grosse Pointe, MI (US);
Max Wolff, Elsternwick (AU); **Max**
Tran, Pascoe Vale (AU); **Leigh H.**
Cosentino, Seddon (AU); **Tae Hoon**
Kang, Essendon (AU); **Lee P. Imrie**,
Bundoora (AU)

(73) Assignee: **Ford Global Technologies, LLC**,
Dearborn, MI (US)

(**) Term: **15 Years**

(21) Appl. No.: **29/814,399**

(22) Filed: **Nov. 5, 2021**

(51) **LOC (14) Cl.** **12-16**

(52) **U.S. Cl.**
USPC **D12/163**

(58) **Field of Classification Search**
USPC D12/163, 196, 86, 90-92, 169, 164, 171;
293/193.11; 180/68.1, 68.6
CPC B62B 9/16; B60K 11/08; B62D 25/08;
B60R 19/52
See application file for complete search history.

(56) **References Cited**

U.S. PATENT DOCUMENTS

D775,000 S * 12/2016 Platto D12/163
D775,001 S * 12/2016 Platto D12/163
D775,002 S * 12/2016 Platto D12/163

D805,967 S * 12/2017 Platto D12/163
D819,513 S * 6/2018 Bucher D12/163
D888,620 S * 6/2020 Dewitt D12/163
D921,543 S * 6/2021 Bucher D12/163
D922,267 S * 6/2021 Kaoud D12/163
D929,276 S * 8/2021 Dewitt D12/163
D933,547 S * 10/2021 Hamilton D12/163
D936,530 S * 11/2021 Kim D12/163
D937,140 S * 11/2021 Kim D12/163
D940,607 S * 1/2022 Park D12/163
D958,705 S * 7/2022 Kim D12/163
D959,340 S * 8/2022 Kim D12/163
D959,341 S * 8/2022 Kim D12/163

* cited by examiner

Primary Examiner — Melody N Brown

(74) *Attorney, Agent, or Firm* — Vichit Chea

(57) **CLAIM**

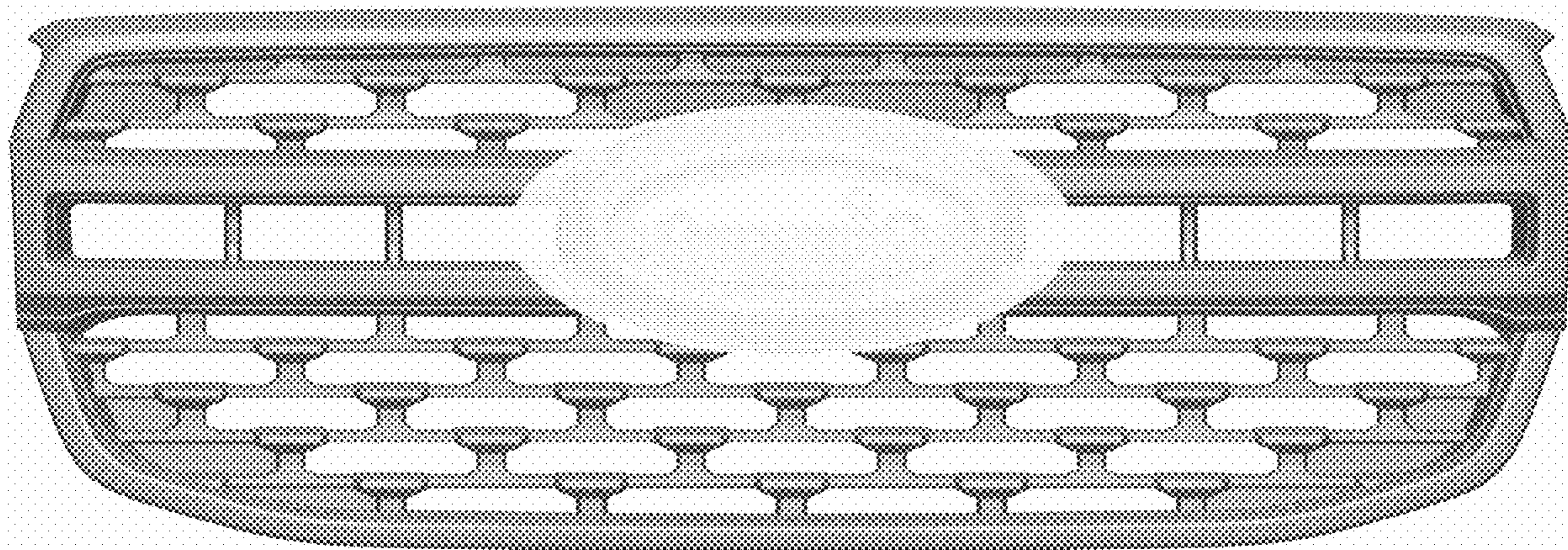
The ornamental design for a vehicle front center grille, as shown and described.

DESCRIPTION

FIG. 1 is a front elevational view of a vehicle front center grille, showing our new design;
FIG. 2 is a left side elevational view thereof;
FIG. 3 is a right side elevational view thereof;
FIG. 4 is a top plan view thereof;
FIG. 5 is a top, front and left side perspective view thereof; and,
FIG. 6 is a bottom, front and left side perspective view thereof.

The claimed design is indicated by the relatively dark portions in the figures. The de-emphasized and relatively light portions form no part of the claimed design.

1 Claim, 6 Drawing Sheets



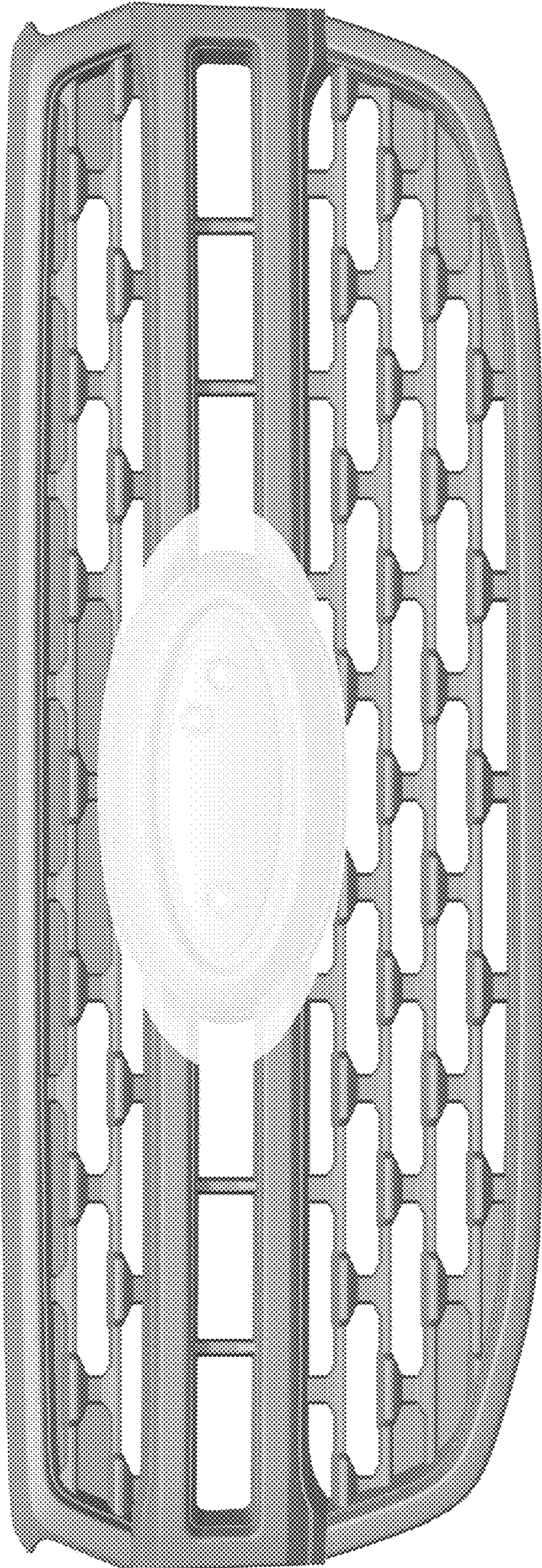


Fig.1

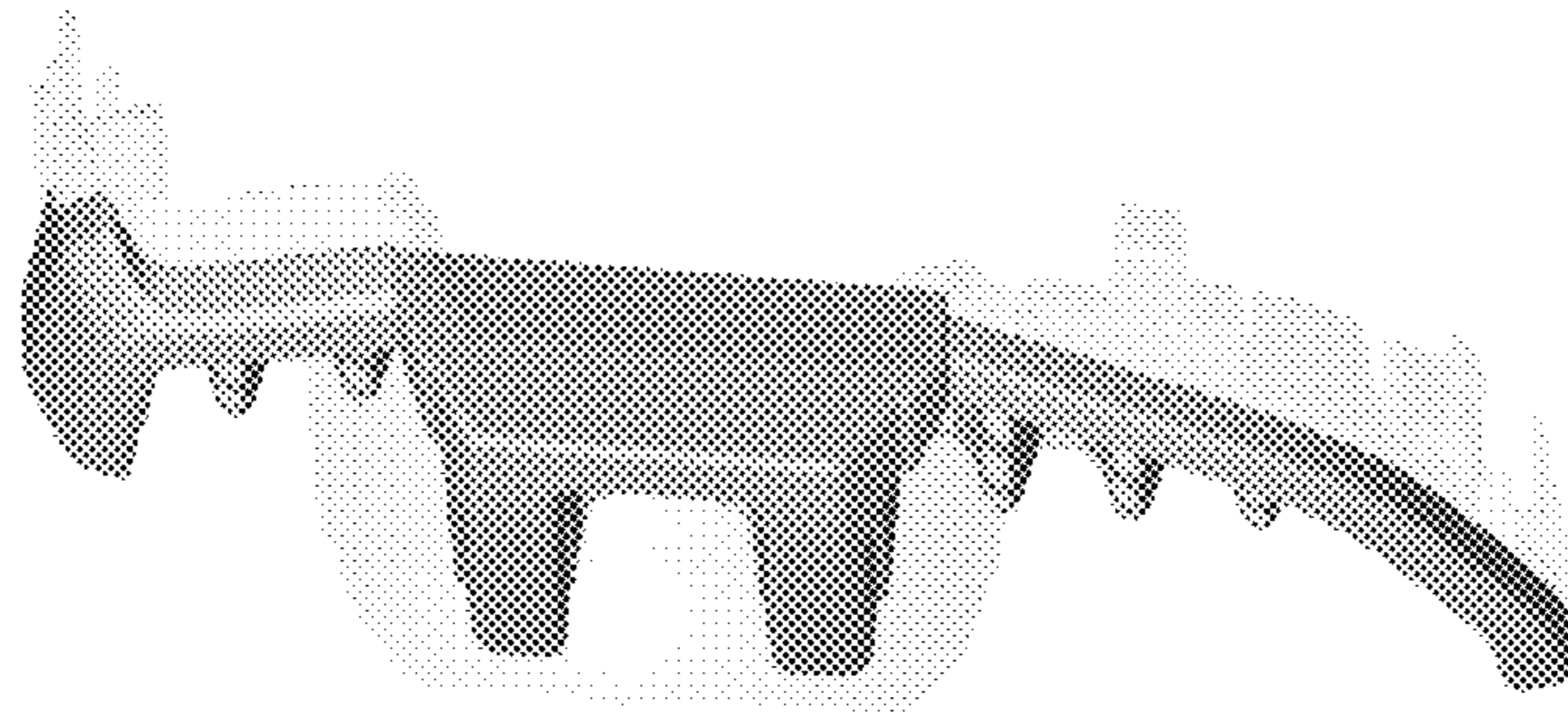


Fig. 2




Fig. 3




Fig.4




Fig. 5

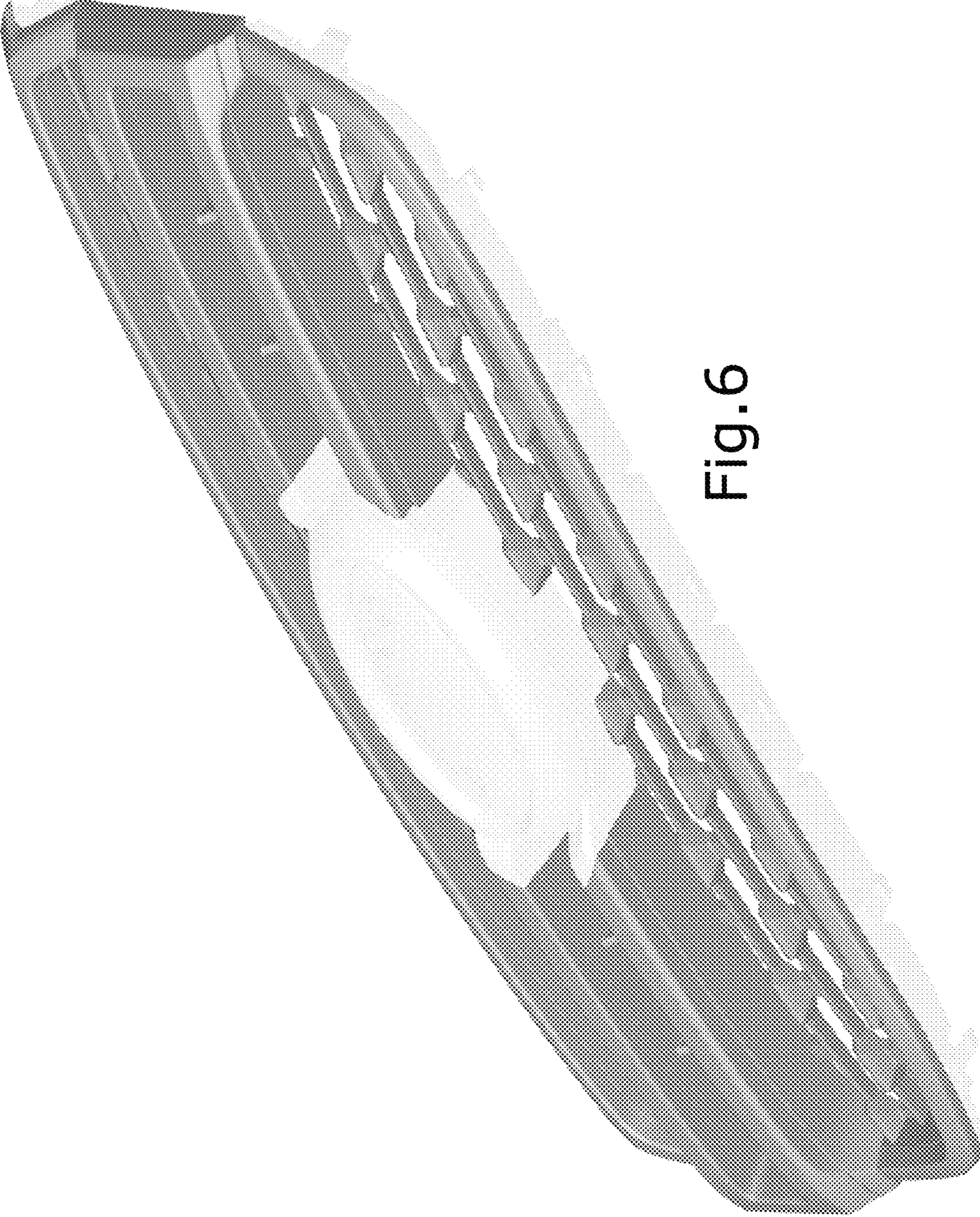


Fig. 6