



US00D988193S

(12) **United States Design Patent** (10) **Patent No.:** **US D988,193 S**  
**Grand** (45) **Date of Patent:** **\*\* Jun. 6, 2023**

(54) **MIDDLE PORTION SECTION OF A MOTOR VEHICLE BODY**

(71) Applicant: **Jaguar Land Rover Limited**, Whitley Coventry (GB)

(72) Inventor: **Simon Grand**, Whitley Coventry (GB)

(73) Assignee: **Jaguar Land Rover Limited**, Whitley Coventry (GB)

(\*\*) Term: **15 Years**

(21) Appl. No.: **29/845,824**

(22) Filed: **Jul. 11, 2022**

**Related U.S. Application Data**

(62) Division of application No. 29/770,359, filed on Feb. 11, 2021, now Pat. No. Des. 958,001, which is a division of application No. 29/721,811, filed on Jan. 23, 2020, now Pat. No. Des. 911,877, which is a division of application No. 29/656,078, filed on Jul. 10, 2018, now Pat. No. Des. 875,603.

**Foreign Application Priority Data**

(30) Jan. 12, 2018 (EM) ..... 004663893  
Jan. 25, 2018 (EM) ..... 004680825  
Apr. 25, 2018 (EM) ..... 005248580  
Jul. 5, 2018 (EM) ..... 005435013

(51) **LOC (14) Cl.** ..... **12-08**

(52) **U.S. Cl.**  
USPC ..... **D12/91**

(58) **Field of Classification Search**  
USPC .... D12/86, 90-92, 164, 190; D21/424, 433,  
D21/434, 533, 534, 535;  
296/181.1-181.5, 183.1  
CPC ..... B62D 25/00; B62D 25/06; B62D 33/00;  
B62D 35/00

See application file for complete search history.

(56) **References Cited**

U.S. PATENT DOCUMENTS

D718,188 S *	11/2014	Wheel .....	D12/91
D735,610 S *	8/2015	Wheel .....	D12/91
D750,531 S *	3/2016	Watkins .....	D12/91
D750,532 S *	3/2016	Frascella .....	D12/91
D761,175 S *	7/2016	Stoynov .....	D12/190
D774,417 S *	12/2016	Watkins .....	D12/91
D805,959 S *	12/2017	Wheel .....	D12/91
D805,960 S *	12/2017	Wheel .....	D12/91
D807,228 S *	1/2018	Woolley .....	D12/91
D817,817 S *	5/2018	Frascella .....	D12/91
D818,399 S *	5/2018	Frascella .....	D12/91
D834,450 S *	11/2018	Hill .....	D12/91
D840,269 S *	2/2019	Frascella .....	D12/91
D840,274 S *	2/2019	Grewer .....	D12/91
D840,288 S *	2/2019	Frascella .....	D12/164
D849,600 S *	5/2019	Egan .....	D12/91
D862,312 S *	10/2019	Frascella .....	D12/91

(Continued)

*Primary Examiner* — Melody N Brown

(74) *Attorney, Agent, or Firm* — Wood Herron & Evans LLP


(57) **CLAIM**

The ornamental design for a middle portion section of a motor vehicle body, as shown and described.

**DESCRIPTION**

FIG. 1 is a left, front perspective view of a middle portion of a motor vehicle body showing my new design;  
FIG. 2 is a right, rear perspective view thereof;  
FIG. 3 is a front view thereof;  
FIG. 4 is a rear view thereof;  
FIG. 5 is a right side view thereof;  
FIG. 6 is a left side view thereof; and,  
FIG. 7 is a top view thereof.

**1 Claim, 7 Drawing Sheets**



(56)

**References Cited**

U.S. PATENT DOCUMENTS

D872,651 S *	1/2020	Pollard .....	D12/91
D881,072 S *	4/2020	Frascella .....	D12/91
D889,318 S *	7/2020	Egan .....	D12/91
D900,678 S *	11/2020	Grand .....	D12/91
D913,158 S *	3/2021	Grand .....	D12/91
D918,774 S *	5/2021	Frascella .....	D12/91
D920,843 S *	6/2021	Battams .....	D12/91
D942,328 S *	2/2022	Battams .....	D12/91
D957,997 S *	7/2022	Wheel .....	D12/91
D957,998 S *	7/2022	Wheel .....	D12/91
D958,001 S *	7/2022	Grand .....	D12/91
D958,002 S *	7/2022	Grand .....	D12/91

\* cited by examiner

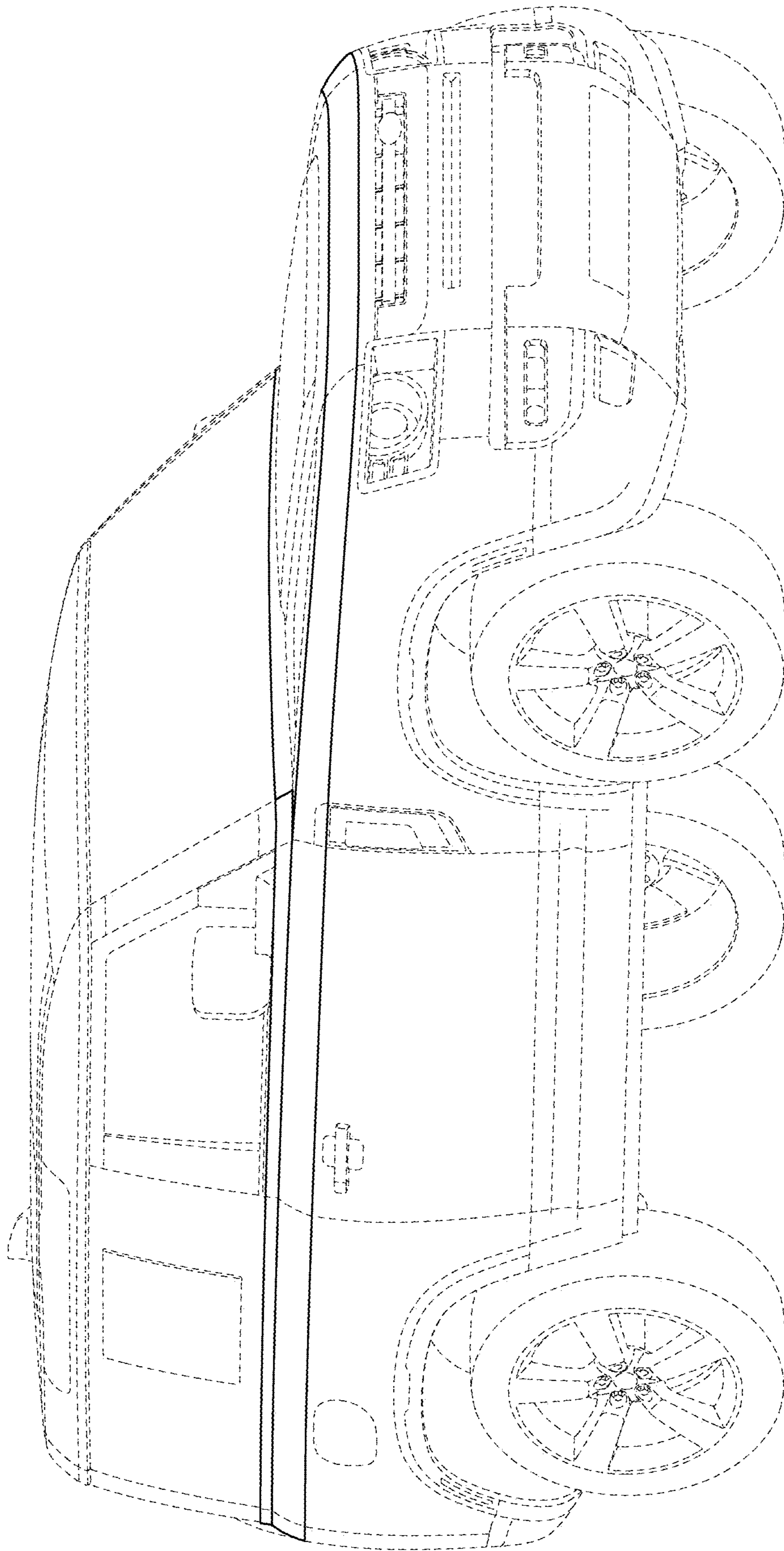


FIG. 1

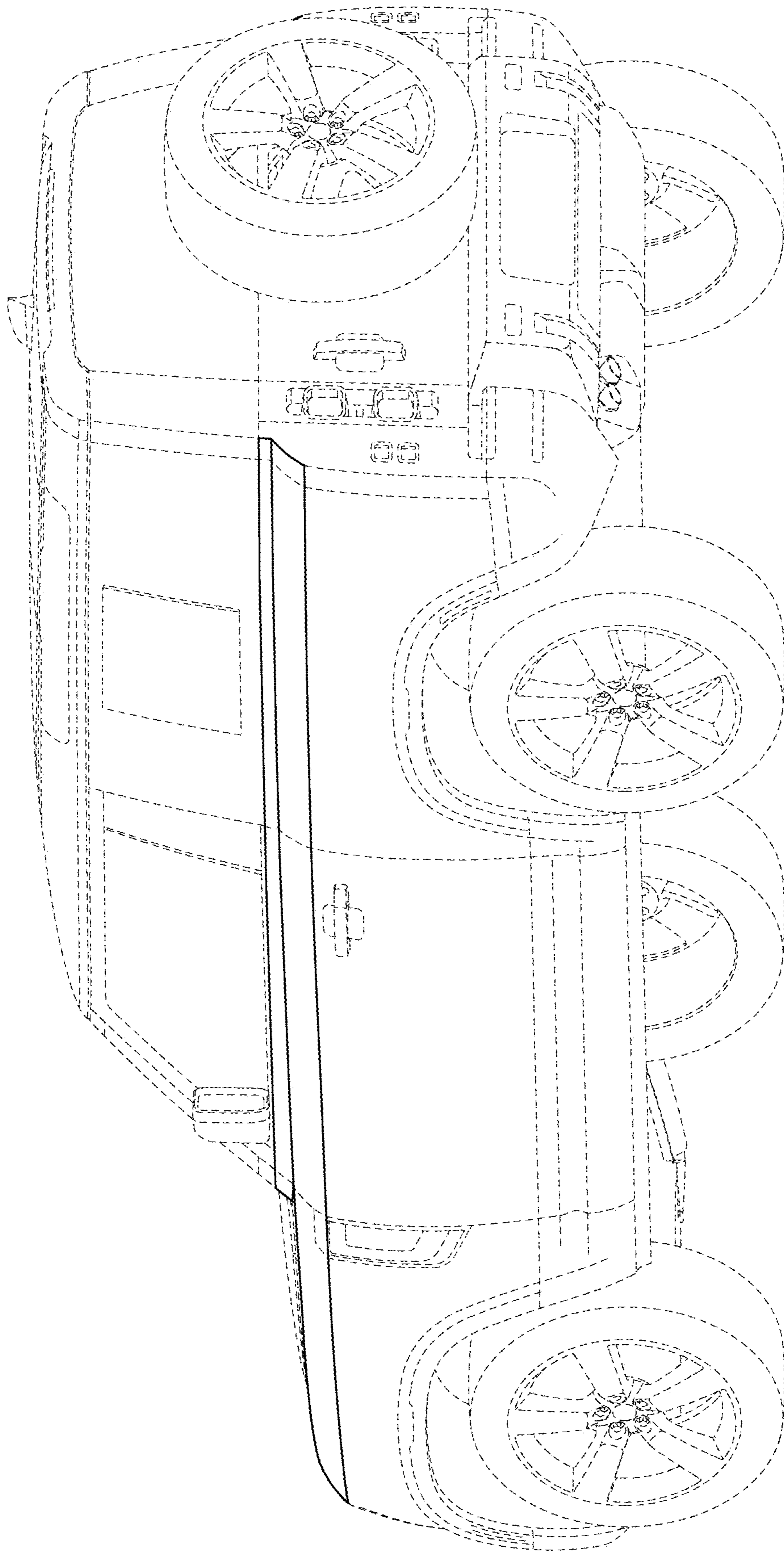


FIG. 2

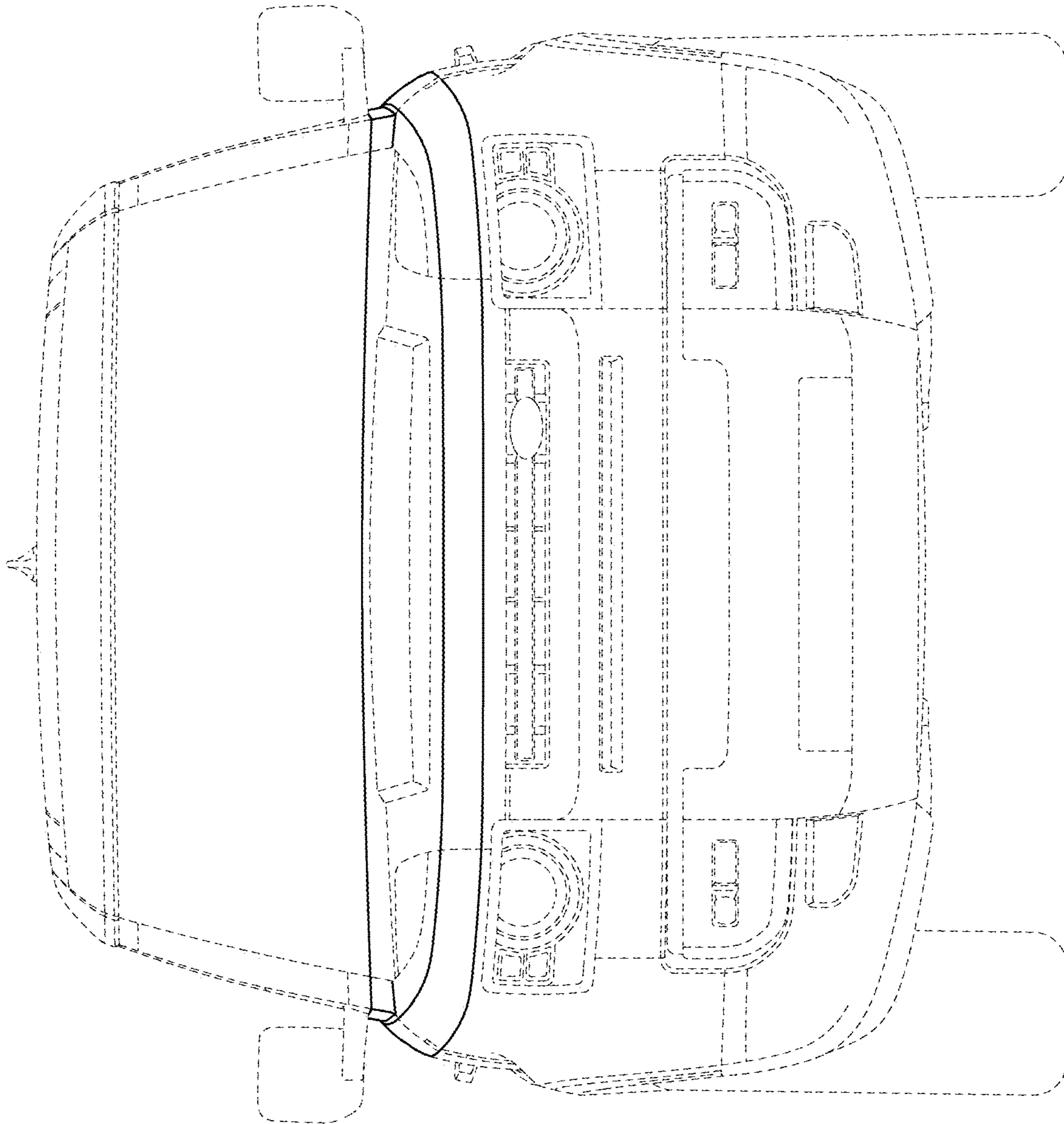


FIG. 3

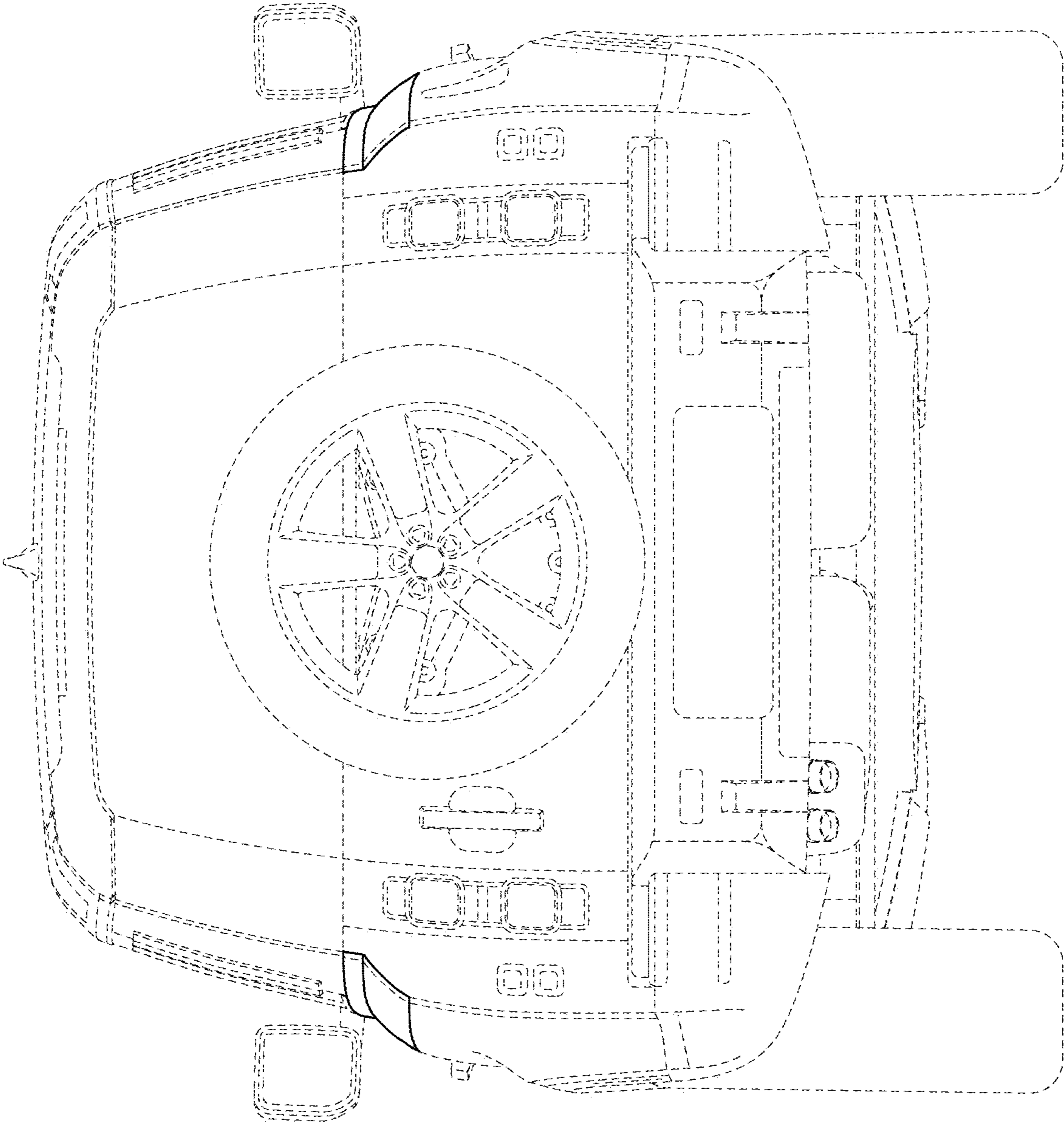


FIG. 4

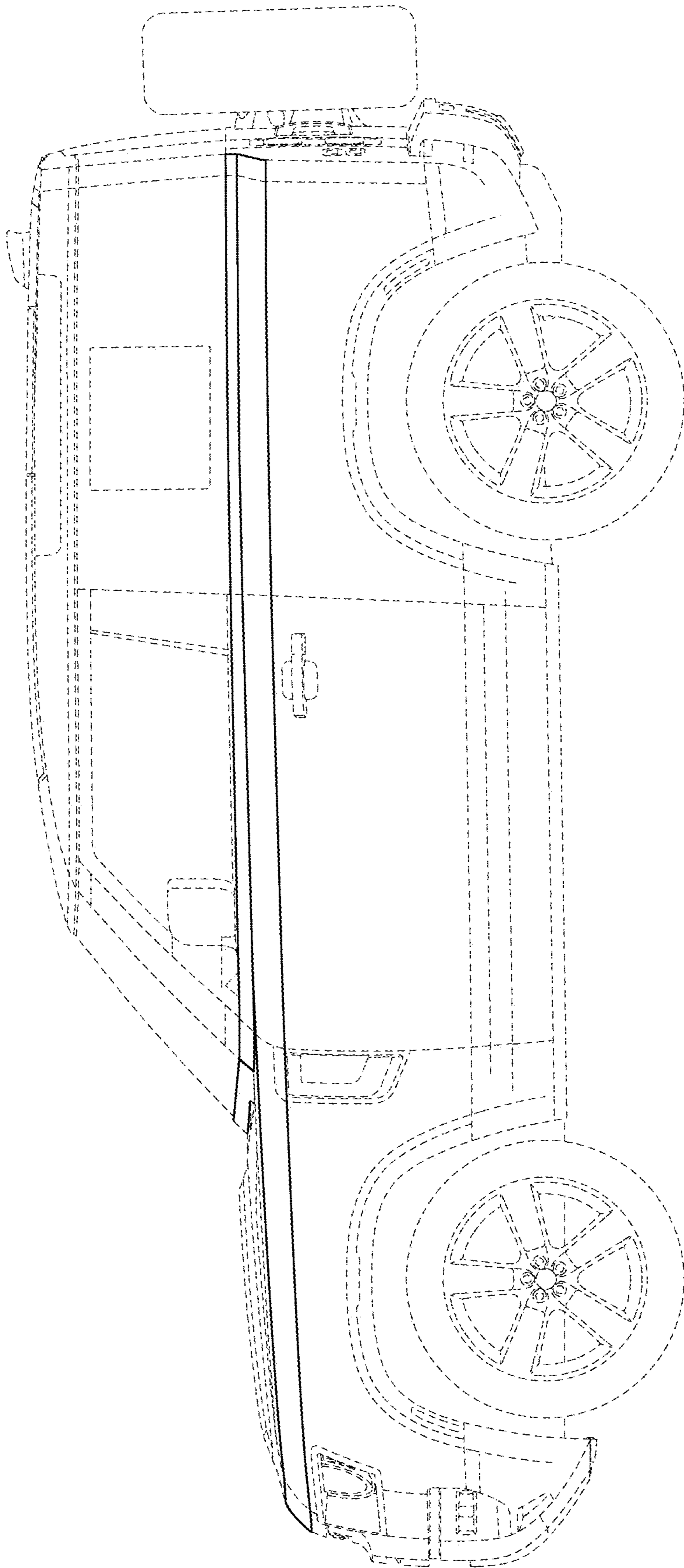


FIG. 5

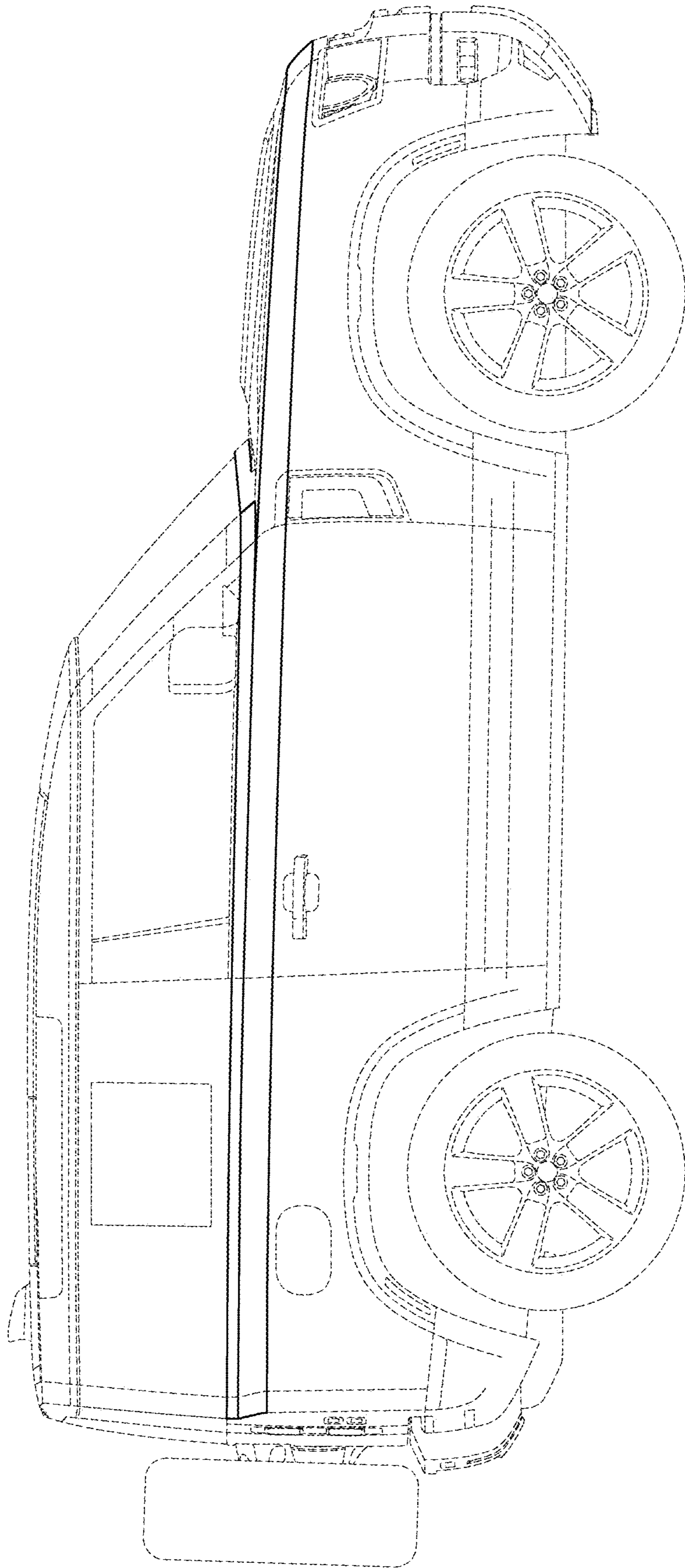


FIG. 6



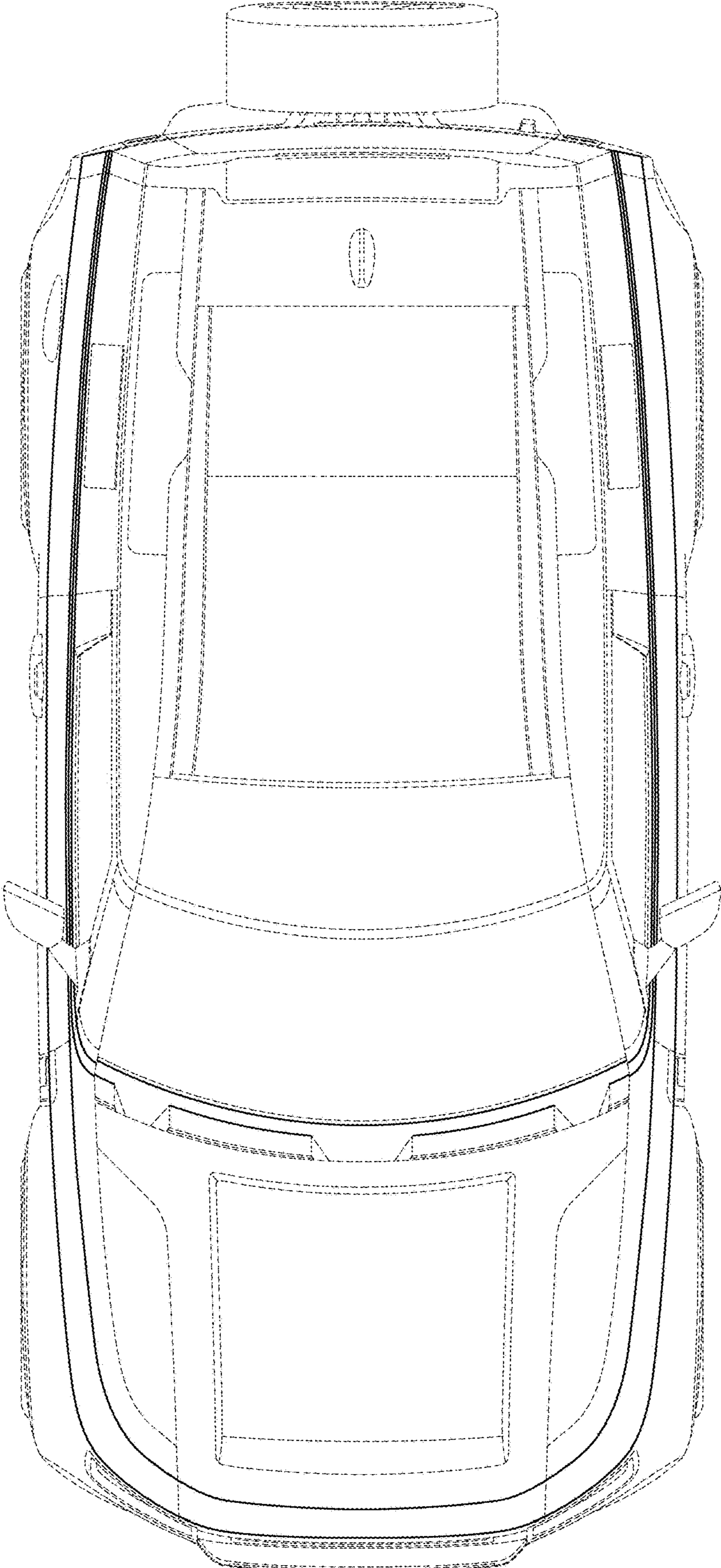


FIG. 7