



US00D988165S

(12) **United States Design Patent** (10) **Patent No.:** **US D988,165 S**
Lu (45) **Date of Patent:** **** Jun. 6, 2023**

(54) **SAFETY REFLECTOR**
(71) Applicant: **Jiangsu Mingqian Intellectual Property Co., Ltd., Wuxi (CN)**

D239,266 S * 3/1976 Tsuyama D10/111
3,950,076 A * 4/1976 Carlson B62J 6/20
359/519
D242,610 S * 12/1976 Voetsch D10/109.1
D246,444 S 11/1977 Kitrell
(Continued)

(72) Inventor: **Guoqing Lu, Wuxi (CN)**

(73) Assignee: **Jiangsu Mingqian Intellectual Property Co., Ltd., Wuxi (CN)**

(**) Term: **15 Years**

(21) Appl. No.: **29/852,691**

(22) Filed: **Sep. 8, 2022**

(51) **LOC (14) Cl.** **10-05**

(52) **U.S. Cl.**
USPC **D10/111**

(58) **Field of Classification Search**
USPC D10/119.1-121, 113.4-114.3, 114.5,
D10/114.8, 109.1, 120-121, 111
CPC B62J 6/20; E01F 9/669; E01F 9/619
See application file for complete search history.

(56) **References Cited**

U.S. PATENT DOCUMENTS

- 1,703,489 A * 2/1929 Kahlert B60Q 1/326
359/524
- 1,952,250 A * 3/1934 Hallowell G09F 7/18
40/607.1
- D107,778 S * 1/1938 Koch D10/111
- 2,548,722 A * 4/1951 Haigh B60Q 7/00
D10/111
- 3,056,495 A * 10/1962 Malachowski B60Q 7/005
116/63 P
- 3,066,577 A * 12/1962 Gunderson E01F 9/627
248/160
- 3,387,127 A * 6/1968 Ericks F21S 41/55
362/546
- 3,658,408 A * 4/1972 Santovi B62J 6/20
359/538
- D233,422 S * 10/1974 Amoroso D10/111

OTHER PUBLICATIONS

8 Pack Driveway Reflective Markers with Double Sides Reflectors, Amazon first available date Sep. 5, 2022, (online) URL: https://www.amazon.com/Driveway-Reflective-Reflectors-Stainless-Visibility/dp/B0BD4VGMD9/ref=sr_1_22? (Year: 2022).*

(Continued)

Primary Examiner — George D. Kirschbaum
Assistant Examiner — Antoinette Martine Suiter
(74) *Attorney, Agent, or Firm* — ScienBiziP, P.C.

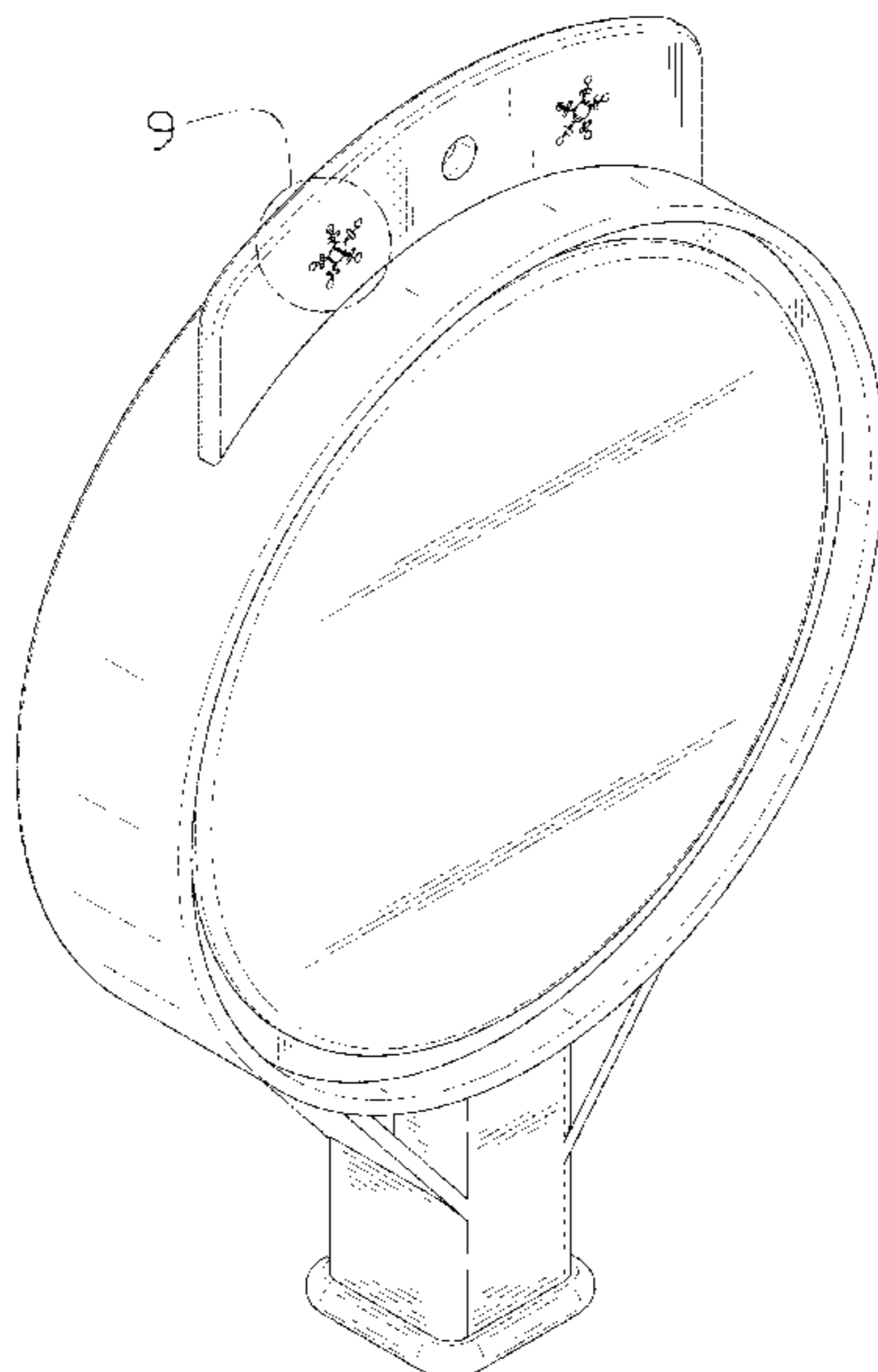
(57) **CLAIM**

The ornamental design for a safety reflector, as shown and described.

DESCRIPTION

FIG. 1 is a front, left and top perspective view of a safety reflector, showing my design.
FIG. 2 is a rear, right and bottom perspective view thereof.
FIG. 3 is a front elevation view thereof.
FIG. 4 is a rear elevation view thereof.
FIG. 5 is a left side elevation view thereof.
FIG. 6 is a right side elevation view thereof.
FIG. 7 is a top plan view thereof.
FIG. 8 is a bottom plan view thereof; and,
FIG. 9 is a partial enlarged view of an area labeled 9 in FIG. 1.
The dash-dash broken lines represent portions of the safety reflector that form no part of the claimed design. The dot-dash broken lines indicate enlargements.

1 Claim, 9 Drawing Sheets



(56)

References Cited

U.S. PATENT DOCUMENTS

4,093,263 A * 6/1978 Rihm B62J 1/18
280/288.4
4,108,406 A * 8/1978 Williams B61L 15/02
40/587
4,418,962 A * 12/1983 Schaffer B60B 7/0006
301/37.42
4,575,189 A * 3/1986 Johnson B62J 6/20
280/288.4
5,349,920 A * 9/1994 Koizumi B60Q 7/02
116/28 R
D357,881 S * 5/1995 Chinn F16M 11/28
D10/114.1
D360,846 S * 8/1995 Kallionpaa D20/41
D363,694 S * 10/1995 Birgel D12/189
D399,776 S 10/1998 Hernandez et al.
D423,974 S 5/2000 Bell
D437,245 S * 2/2001 Hurley D10/109.1
D439,079 S * 3/2001 Freese D6/716.8
D439,855 S * 4/2001 Caldeira D10/109.1

D476,374 S * 6/2003 Boire D20/41
D487,406 S * 3/2004 Anderson D10/109.1
D491,088 S * 6/2004 Astill D10/111
D491,373 S * 6/2004 Mangano D6/309
D609,594 S * 2/2010 Lee D10/109.1
D611,075 S * 3/2010 Cook D15/199
D711,273 S * 8/2014 Mulvoy D10/111
9,671,532 B1 * 6/2017 Nolan G02B 5/12
D791,242 S * 7/2017 Lemberger D20/41
D791,878 S * 7/2017 Loew D20/41
D803,943 S * 11/2017 Loew D20/41
D835,723 S * 12/2018 Basha D20/41
D850,304 S * 6/2019 Purba D10/70

OTHER PUBLICATIONS

Hy-Ko Products DM100B48 Aluminum Driveway Marker 48",
Amazon date first available Jun. 15, 2006, (online) URL: https://www.amazon.com/Hy-Ko-Products-DM100B48-Aluminum-Driveway/dp/B002H1TP5G/ref=sr_1_21?th=1 (Year: 2006).*

* cited by examiner

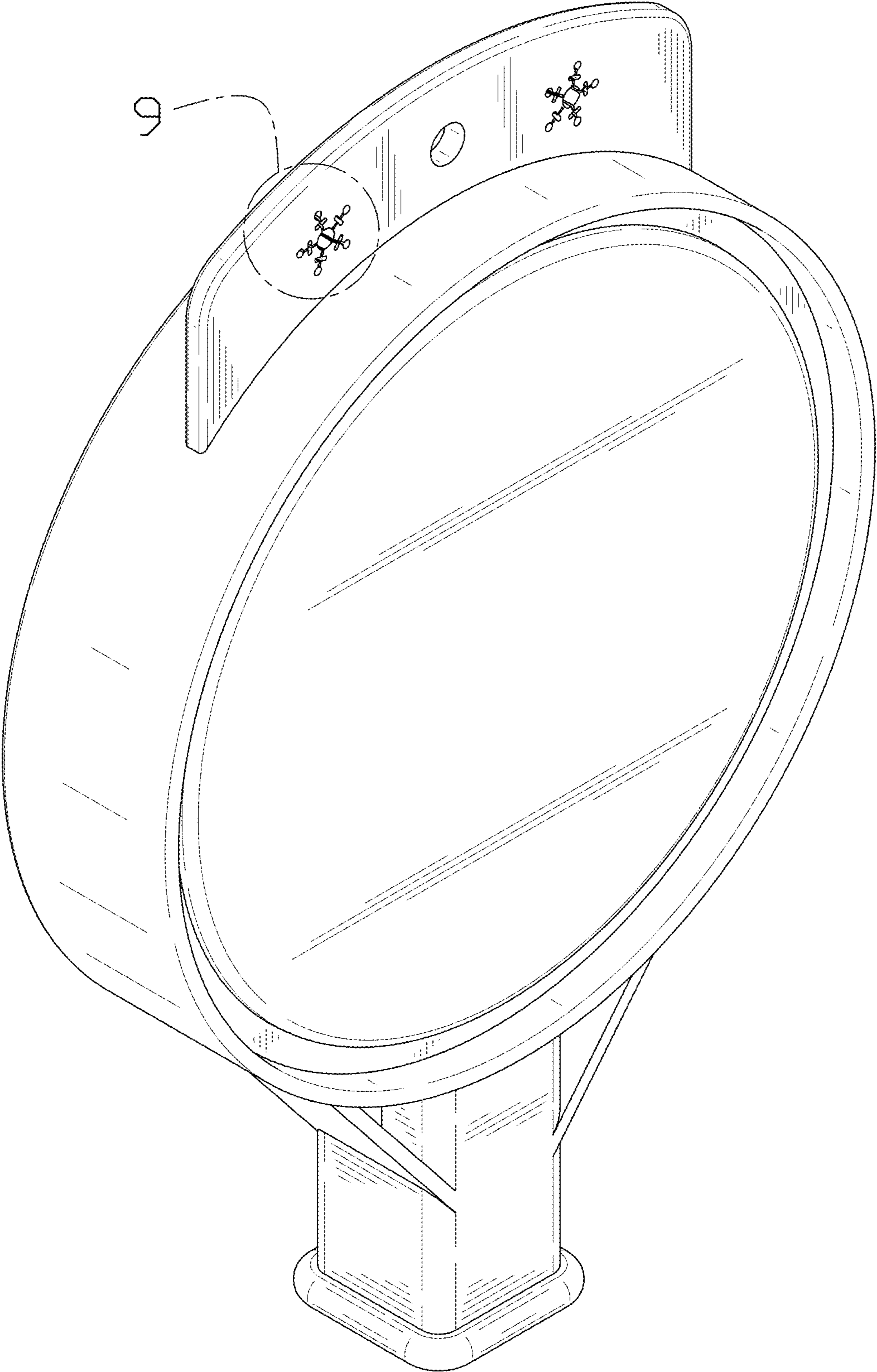


FIG. 1

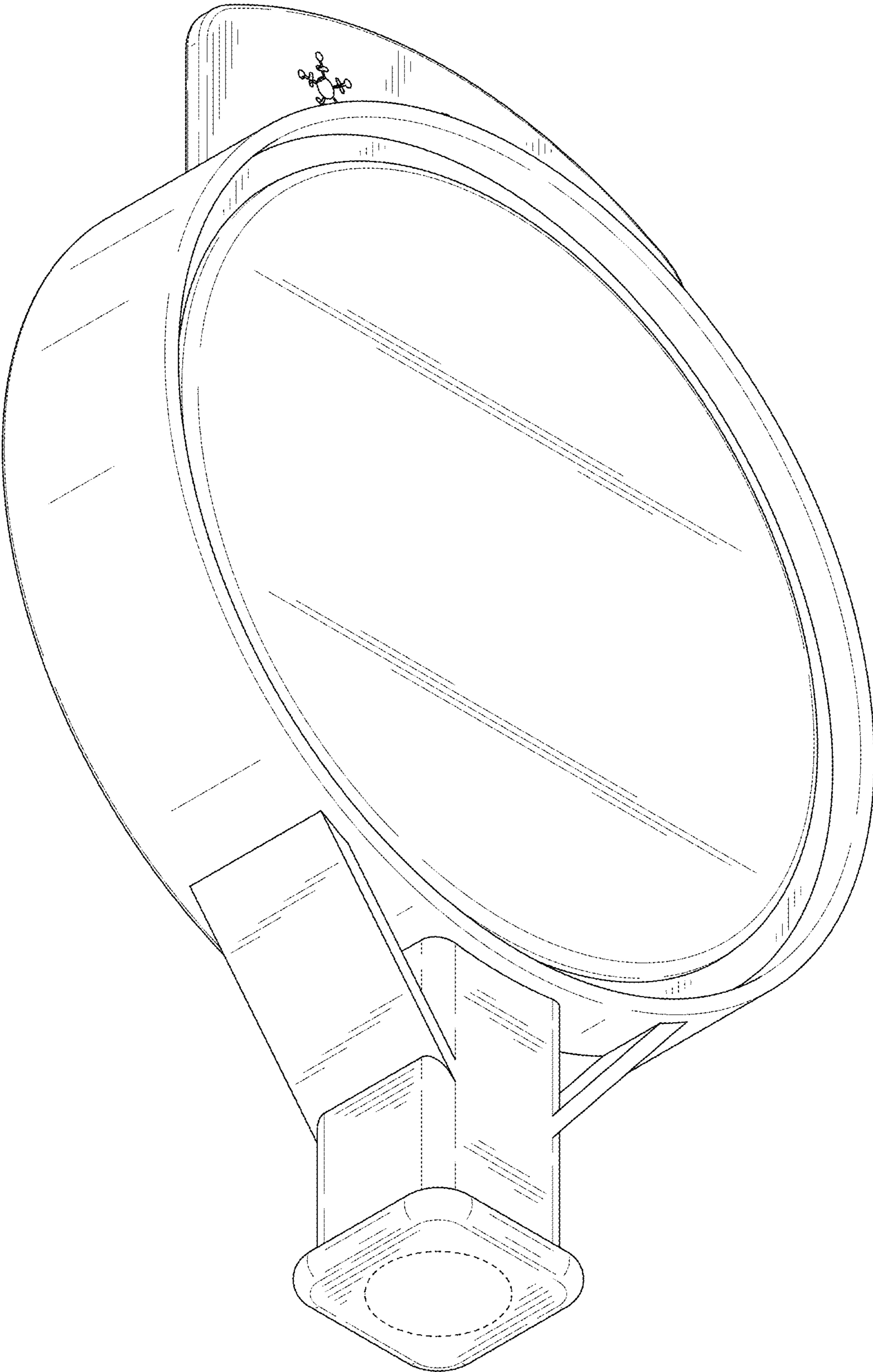


FIG. 2




FIG. 3




FIG. 4




FIG. 5




FIG. 6




FIG. 7

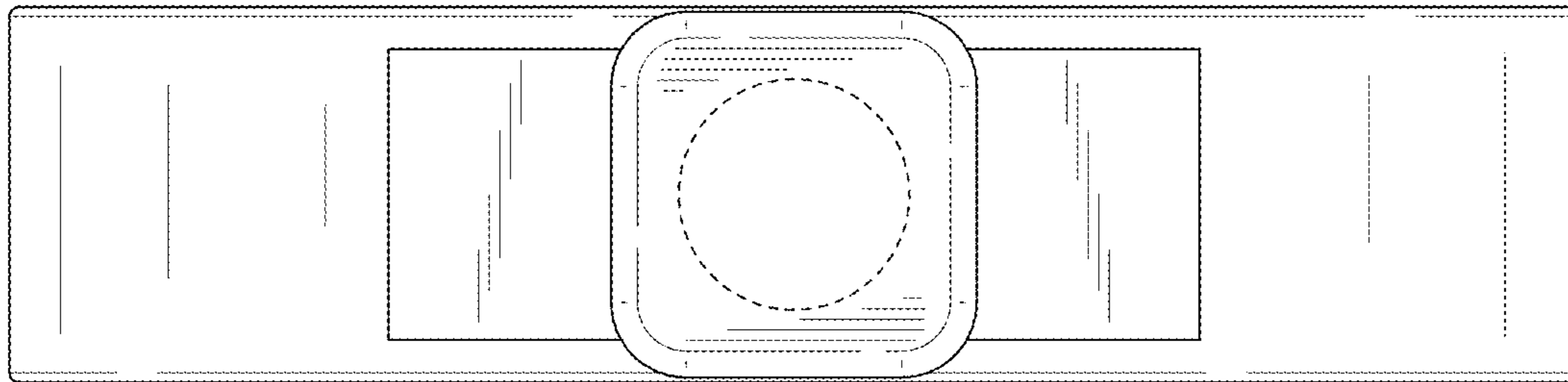


FIG. 8

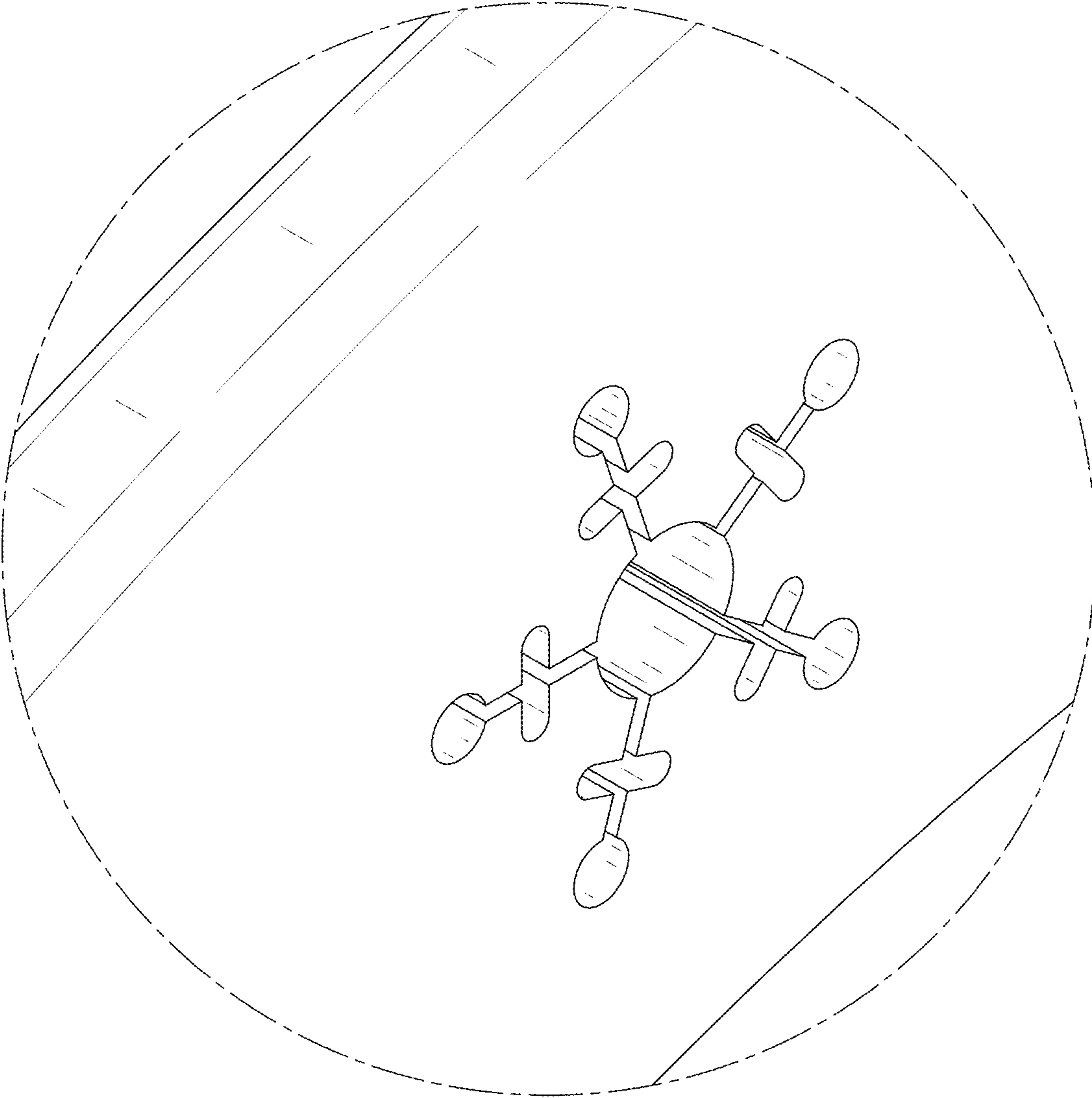


FIG. 9