



US00D988154S

(12) **United States Design Patent**
Timmerman

(10) **Patent No.:** **US D988,154 S**
(45) **Date of Patent:** **** Jun. 6, 2023**

(54) **SENSOR FOR MEASURING SHAFT ROTATION**

(71) Applicant: **Martin Engineering Company,**
Neponset, IL (US)

(72) Inventor: **Andrew Timmerman,** Geneseo, IL
(US)

(73) Assignee: **Martin Engineering Company,**
Neponset, IL (US)

(**) Term: **15 Years**

(21) Appl. No.: **29/826,430**

(22) Filed: **Feb. 11, 2022**

Related U.S. Application Data

(62) Division of application No. 29/725,290, filed on Feb. 24, 2020, now Pat. No. Des. 949,030.

(51) **LOC (14) Cl.** **10-04**

(52) **U.S. Cl.**
USPC **D10/65**

(58) **Field of Classification Search**
USPC .. D10/52, 15, 57, 50, 104.1, 62, 64, 66, 70;
D13/125
CPC . G06F 3/16; G08B 3/00; H04M 11/00; H04N
7/14; H04N 7/26
See application file for complete search history.

(56) **References Cited**

U.S. PATENT DOCUMENTS

- D26,945 S * 4/1897 Veeder D10/70
- D105,538 S * 8/1937 Mosthaf D10/64
- D201,358 S * 6/1965 Robertson D13/125
- D222,387 S * 10/1971 Mock D10/64
- 4,419,828 A * 12/1983 Farris G01B 5/207
33/561.1
- 4,704,072 A * 11/1987 Nakajima F04B 49/103
192/84.961

- D298,421 S * 11/1988 Tyroff D10/64
- 5,050,310 A * 9/1991 Jiles B23B 5/167
D10/64
- 5,385,507 A * 1/1995 Swearingen F16D 3/74
474/111
- 5,471,757 A * 12/1995 McDonald G01B 3/30
D10/64
- D376,987 S * 12/1996 Geschwender D10/102
- 5,670,877 A * 9/1997 Scheiber G01D 3/036
324/207.16

(Continued)

OTHER PUBLICATIONS

Torque and Rotational Speed Sensor Based on Resistance and Capacitive Grating for Rotational Shaft of Mechanical Systems, publication date Aug. 2020, (online) URL: <https://www.sciencedirect.com/science/article/pii/S0888327020301230> (Year: 2020).*

Primary Examiner — Nicole C Shiflet

Assistant Examiner — Antoinette Martine Suiter

(74) *Attorney, Agent, or Firm* — Dinsmore & Shohl LLP

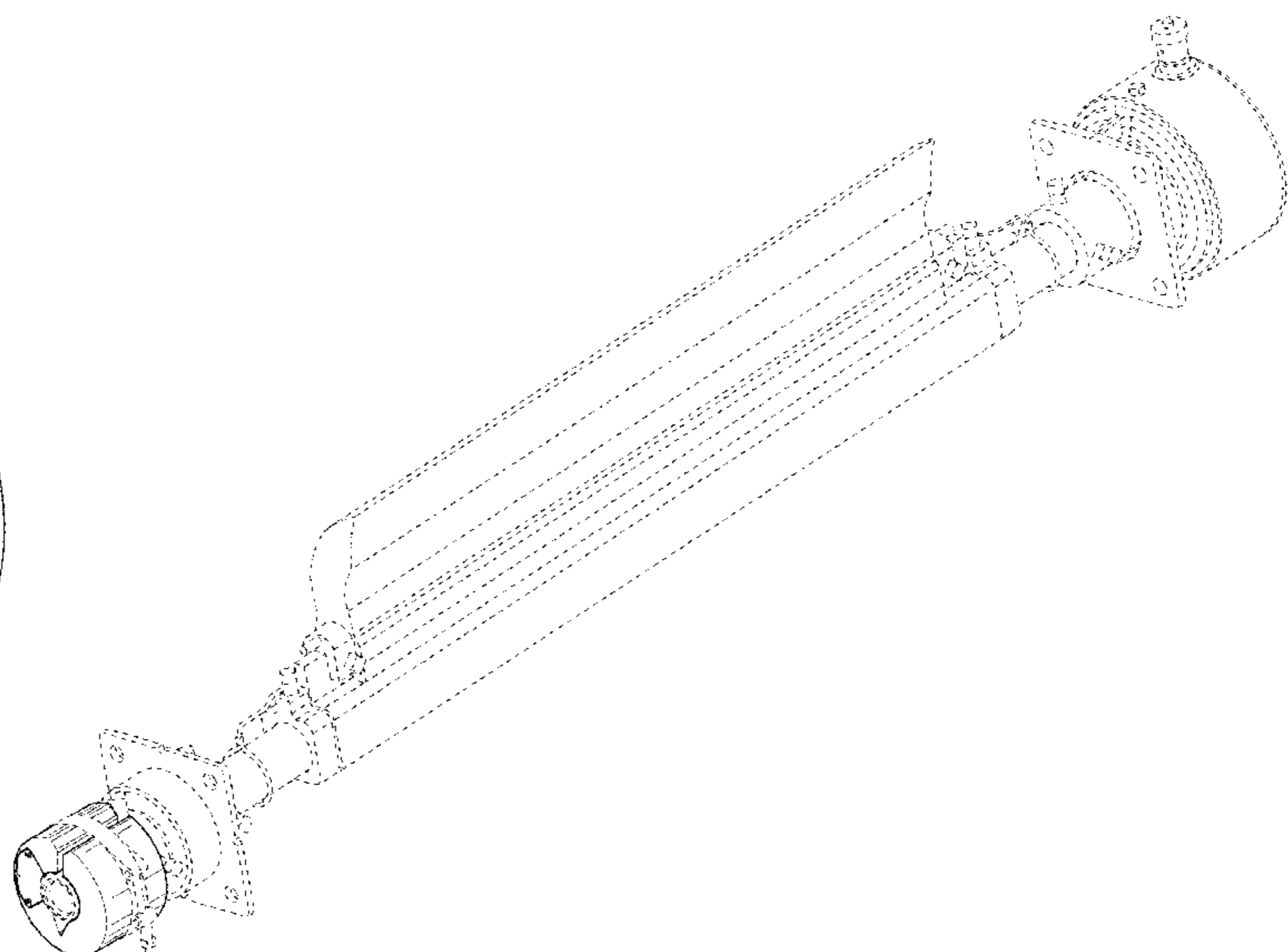
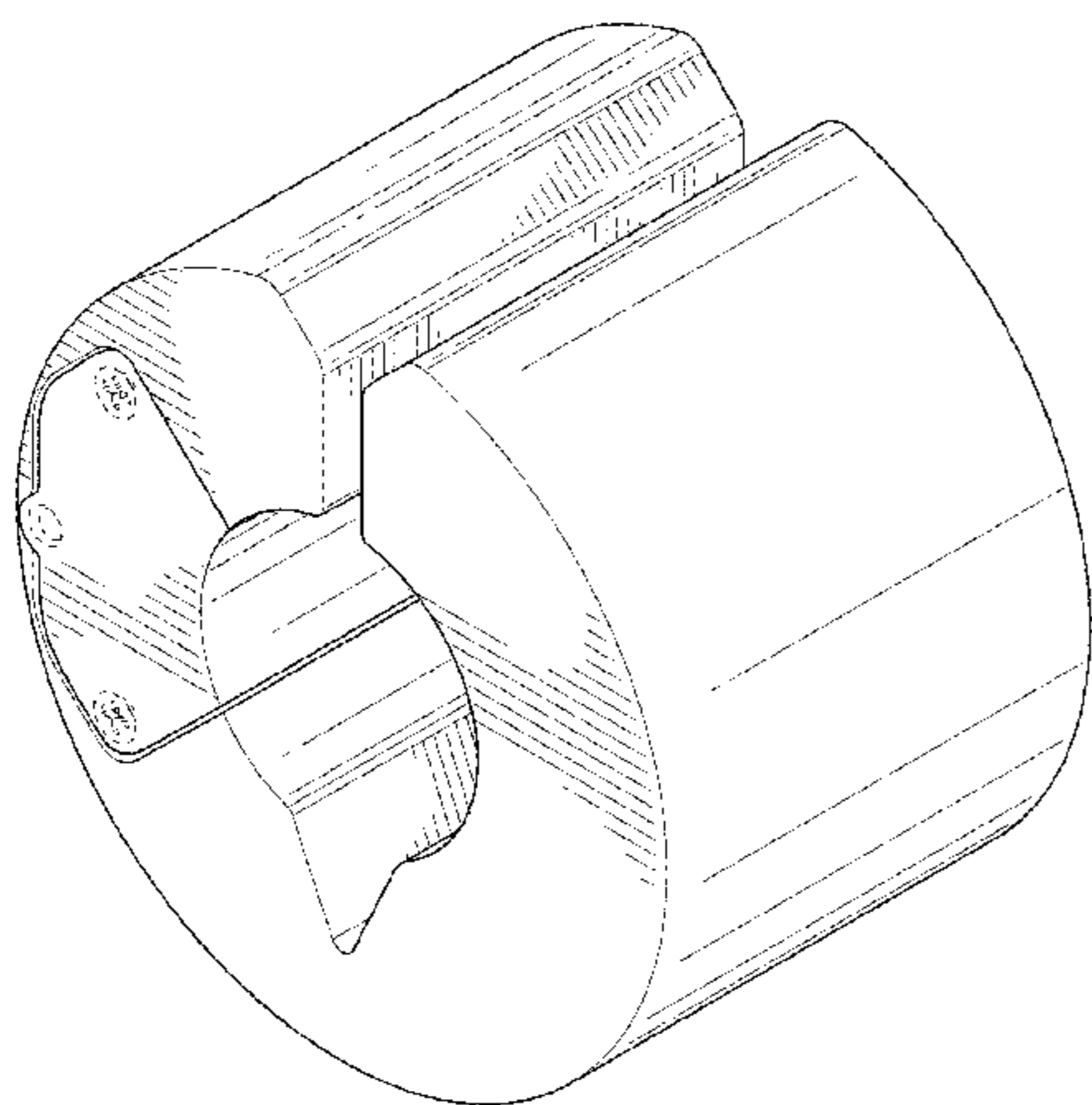
(57) **CLAIM**

The ornamental design for a sensor for measuring shaft rotation, as shown and described.

DESCRIPTION

FIG. 1 is a front perspective view of a sensor device illustrating my new design;
FIG. 2 is a front view of the design of FIG. 1;
FIG. 3 is a rear view of the design of FIG. 1;
FIG. 4 is a side view of the design of FIG. 1;
FIG. 5 is a side view of the design of FIG. 1;
FIG. 6 is a side view of the design of FIG. 1;
FIG. 7 is a side view of the design of FIG. 1; and,
FIG. 8 is a perspective view of the design of FIG. 1 in use on a shaft.
The broken lines represent environmental structure that forms no part of the claim.

1 Claim, 5 Drawing Sheets



(56)

References Cited

U.S. PATENT DOCUMENTS

5,992,778 A *	11/1999	Rumsey	B08B 7/02	7,971,705 B2 *	7/2011	Jabber	B65G 39/12
			241/282.1				198/830
6,013,961 A *	1/2000	Sakamaki	H02K 29/08	8,236,235 B2 *	8/2012	Miller	C21B 7/163
			310/68 B				266/265
6,261,182 B1 *	7/2001	Chino	F16D 3/20	D738,754 S *	9/2015	Hamann	D10/50
			464/100	D753,108 S *	4/2016	Kuwabara	D14/344
6,443,294 B1 *	9/2002	Brody	B65G 45/16	D779,978 S *	2/2017	Mikhnenko	D10/53
			198/499	D833,895 S *	11/2018	Aruga	D10/70
6,452,383 B1 *	9/2002	Goedecke	H02K 29/08	10,537,440 B2 *	1/2020	Wolfson	A61F 2/389
			324/207.25	10,543,001 B2 *	1/2020	Wallace	A61F 2/4684
6,481,296 B2 *	11/2002	Jin	G01L 3/101	D886,648 S *	6/2020	Carroll	D10/64
			324/207.16	D892,645 S *	8/2020	Lee	D10/50
D467,599 S *	12/2002	Brazell	D10/65	D935,910 S *	11/2021	Turk	D10/65
D475,641 S *	6/2003	Glasson	D10/65	D949,030 S *	4/2022	Timmerman	D10/70
D476,242 S *	6/2003	Glasson	D10/65	2001/0004849 A1 *	6/2001	Jin	G01L 3/105
6,731,194 B1 *	5/2004	Abe	G01D 11/02				73/862.331
			338/175	2002/0043115 A1 *	4/2002	Jin	G01L 3/109
D492,951 S *	7/2004	Caluori	D10/64				73/862.331
D500,856 S *	1/2005	Hellstrom	D10/81	2002/0078764 A1 *	6/2002	Jin	G01D 5/2013
7,121,153 B2 *	10/2006	Abe	G01L 3/105				73/862.331
			73/862.332	2002/0196014 A1 *	12/2002	Iwase	G01D 11/245
7,216,756 B2 *	5/2007	Swinderman	B65G 45/16				324/207.2
			198/499	2004/0040395 A1 *	3/2004	Toratani	B62D 6/10
7,258,225 B2 *	8/2007	Hall	B65G 11/206				73/865.9
			193/16	2004/0050180 A1 *	3/2004	Abe	G01L 3/105
D576,762 S *	9/2008	Conroy	D26/138				73/862.331
7,650,700 B1 *	1/2010	Blankenship	E04F 21/0092	2005/0168187 A1 *	8/2005	Uchiyama	H02K 11/22
			D10/64				318/772
7,967,129 B2 *	6/2011	Swinderman	B65G 39/16	2012/0210791 A1 *	8/2012	Pannek	G01L 3/10
			198/825				73/514.02
				2019/0056759 A1 *	2/2019	Wang	G05G 9/047
				2020/0191616 A1 *	6/2020	Islam	G01D 11/245
				2021/0018310 A1 *	1/2021	Sekitomi	G01D 5/20

* cited by examiner

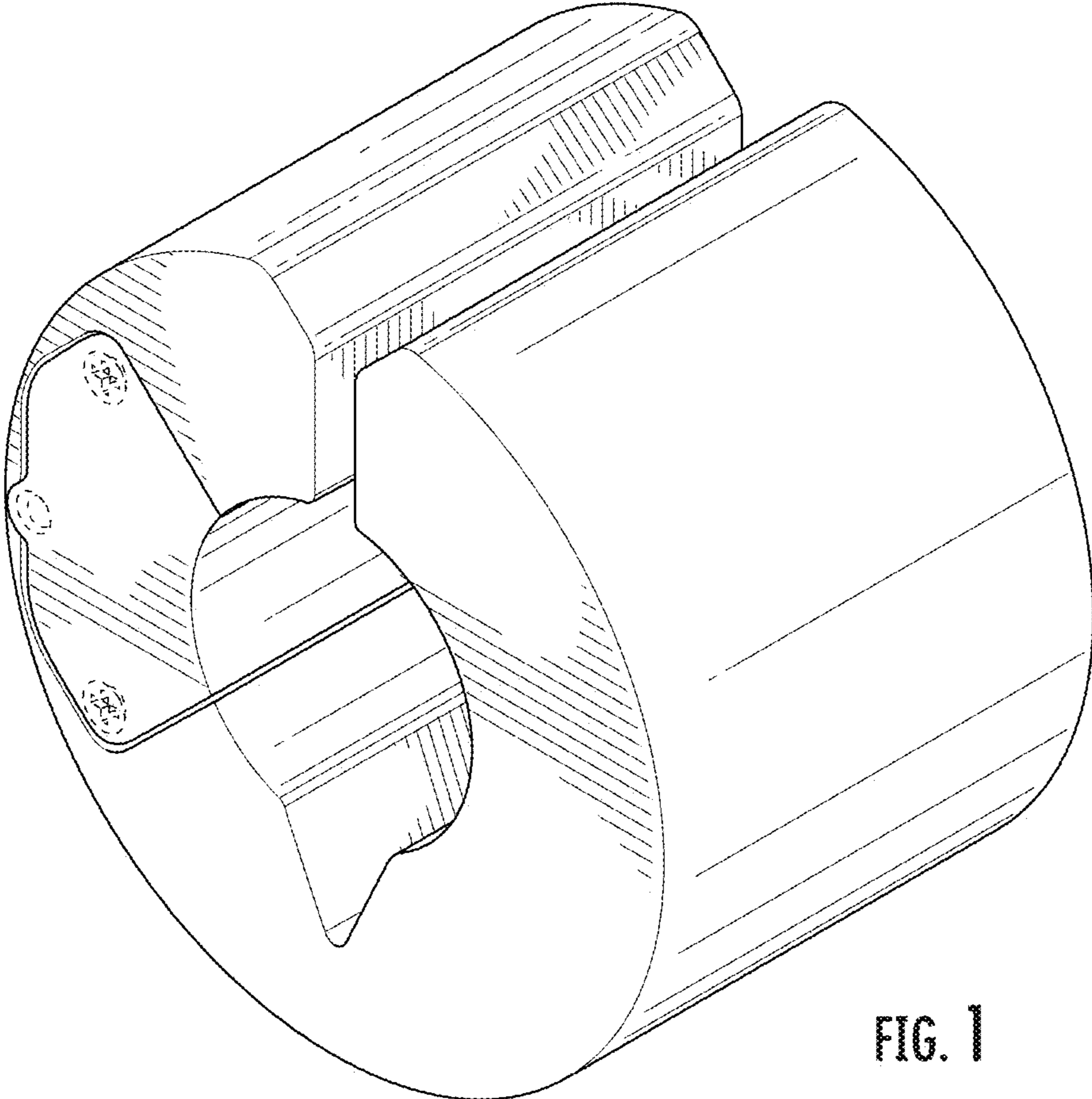


FIG. 1

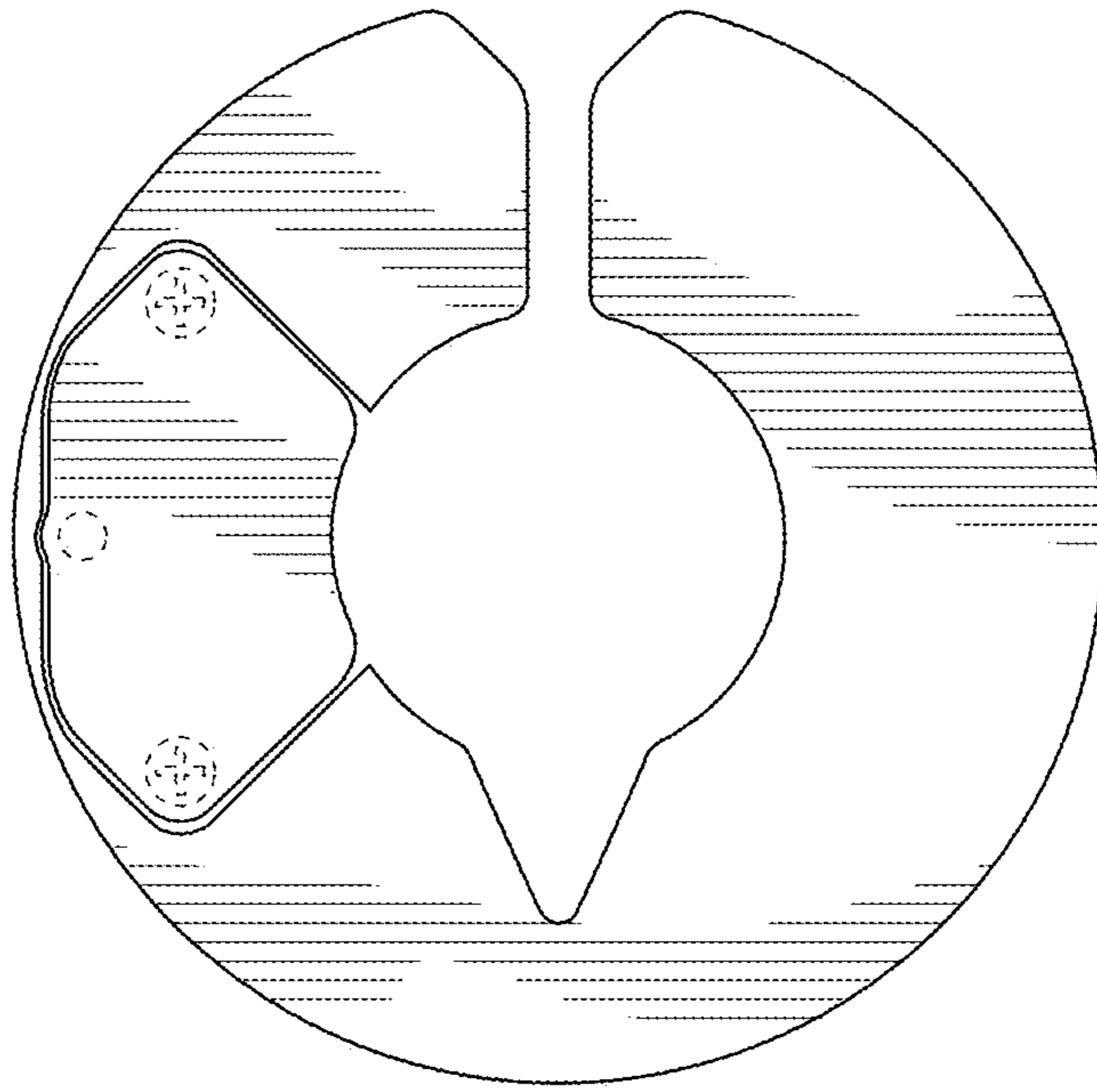


FIG. 2

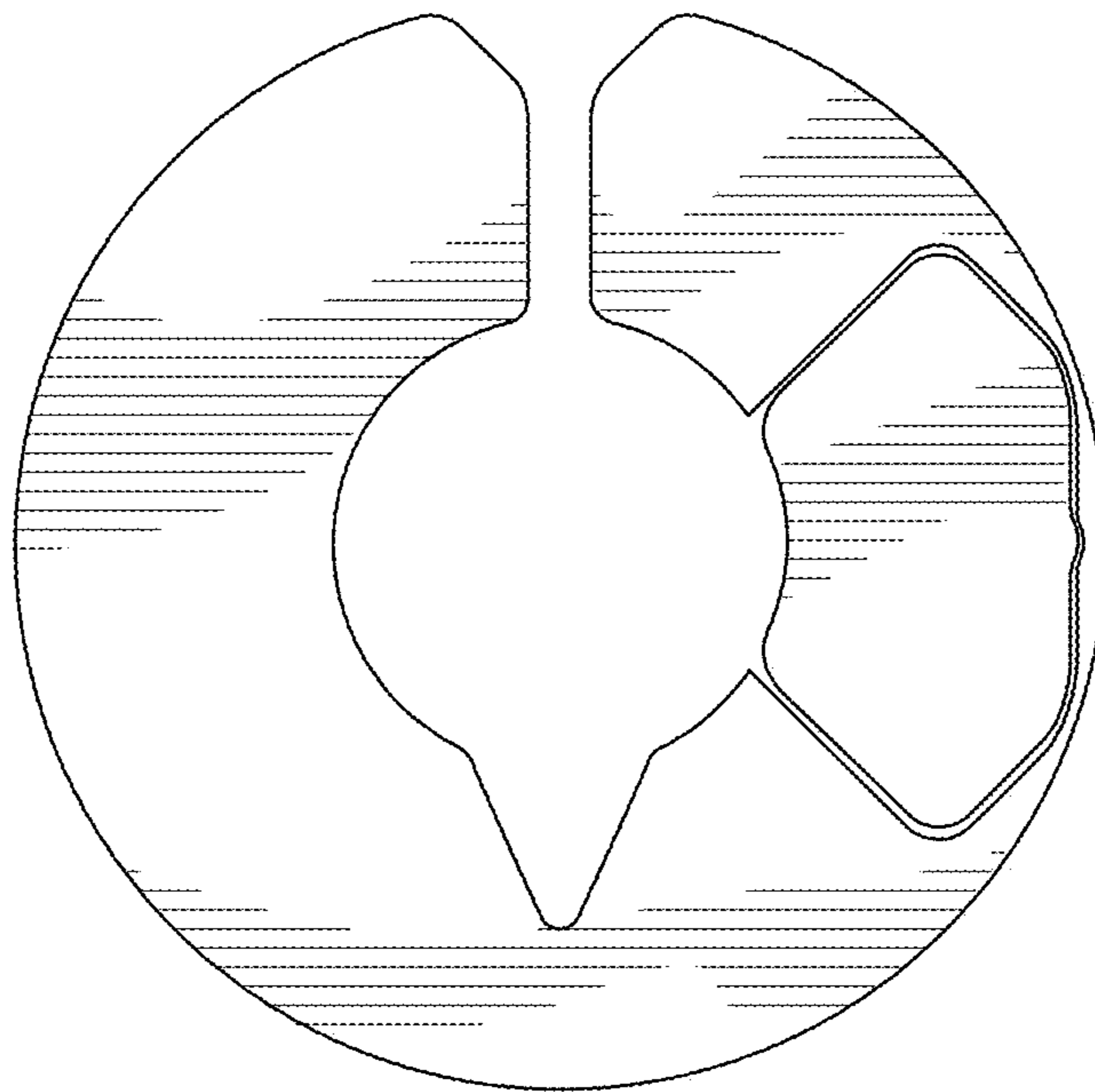


FIG. 3




FIG. 4




FIG. 5




FIG. 6




FIG. 7

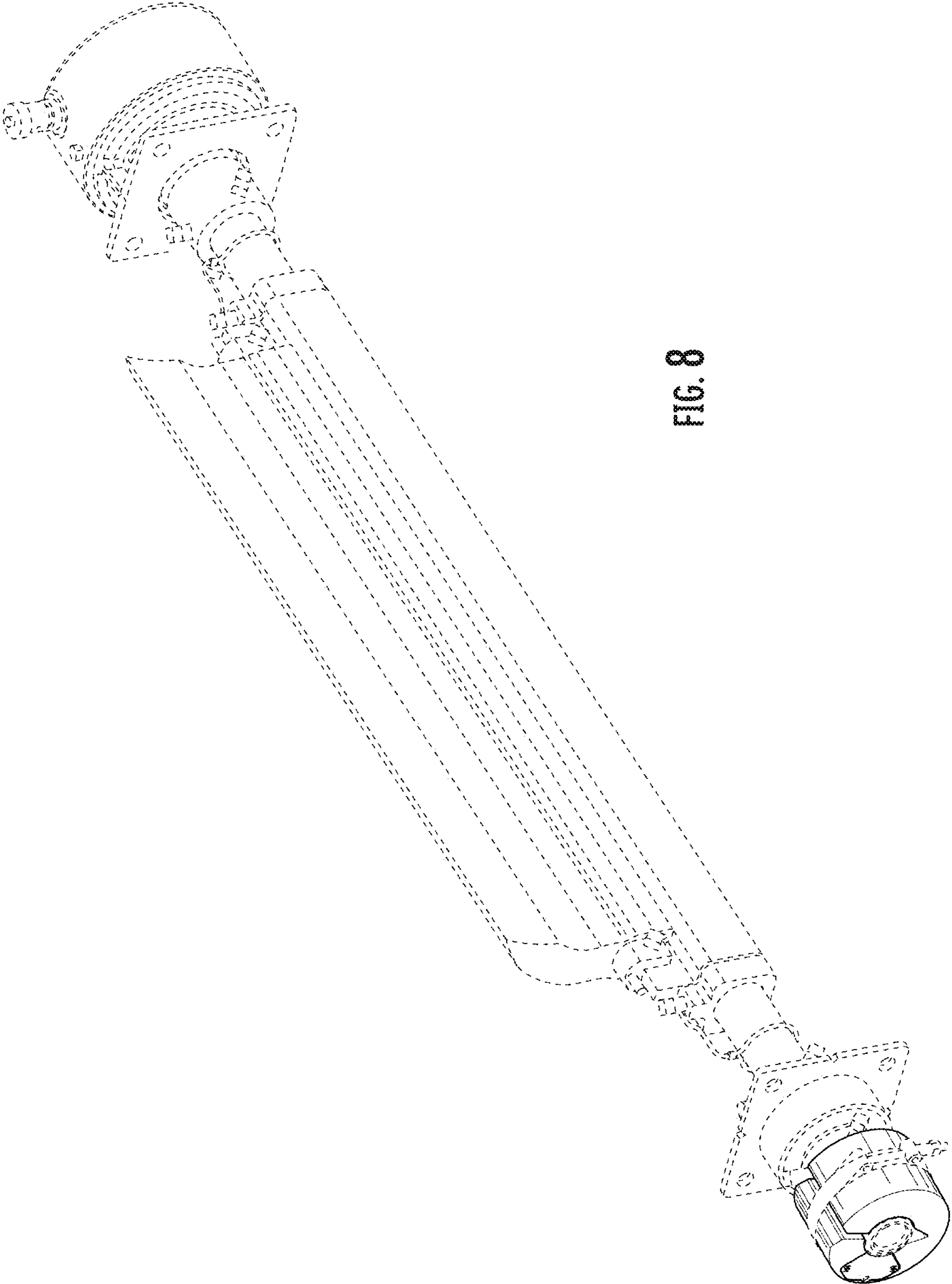


FIG. 8