



US00D988108S

(12) **United States Design Patent** (10) **Patent No.:** **US D988,108 S**
Liu (45) **Date of Patent:** **** Jun. 6, 2023**

(54) **BIKE LOCK**

(71) Applicant: **Xu Liu**, Fuzhou (CN)

(72) Inventor: **Xu Liu**, Fuzhou (CN)

(**) Term: **15 Years**

(21) Appl. No.: **29/883,930**

(22) Filed: **Feb. 5, 2023**

(51) **LOC (14) Cl.** **08-07**

(52) **U.S. Cl.**
USPC **D8/331; D8/333**

(58) **Field of Classification Search**
USPC D8/330, 331, 333, 334, 339; D12/114
CPC E05B 71/00; Y10T 70/5872
See application file for complete search history.

(56) **References Cited**

U.S. PATENT DOCUMENTS

1,688,208	A *	10/1928	Del Rosso	E05B 67/22 70/21
D238,548	S *	1/1976	Seakan	D8/333
4,085,600	A *	4/1978	Bindari	E05B 67/06 70/1.5
D295,719	S *	5/1988	DeLuca	D8/331
4,888,967	A *	12/1989	Kuo	E05B 67/063 70/52
D367,601	S *	3/1996	Brendel	D8/333
6,397,648	B1 *	6/2002	Morris	E05B 17/186 70/423
D572,113	S *	7/2008	Sauceda	D8/339
D720,204	S *	12/2014	Ferragu	D8/336
D722,262	S *	2/2015	Stevens	D8/333
D773,282	S *	12/2016	Gold	E05B 63/143 D8/339
D791,571	S *	7/2017	Idzkowski	D8/333
D806,519	S	1/2018	Gold		
D931,706	S *	9/2021	Zhong	D8/333
D932,281	S *	10/2021	Zhong	D8/333

2018/0313111	A1 *	11/2018	Park	E05B 45/06
2019/0063115	A1 *	2/2019	Shenkerman	E05B 67/06
2020/0361552	A1 *	11/2020	Radenbaugh	E05B 73/0011

FOREIGN PATENT DOCUMENTS

GB 6261255 * 2/2023

OTHER PUBLICATIONS

Bike U Lock, posted Sep. 29, 2020 [online], [retrieved Mar. 6, 2023]. Retrieved from internet, <https://www.amazon.com/Combination-Lock-Shackle-Security-Mounting-Bicycle-Secure/dp/B08KCFMRS/> (Year: 2020).*

* cited by examiner

Primary Examiner — David G Muller

Assistant Examiner — Christina Gabrielle Cosden

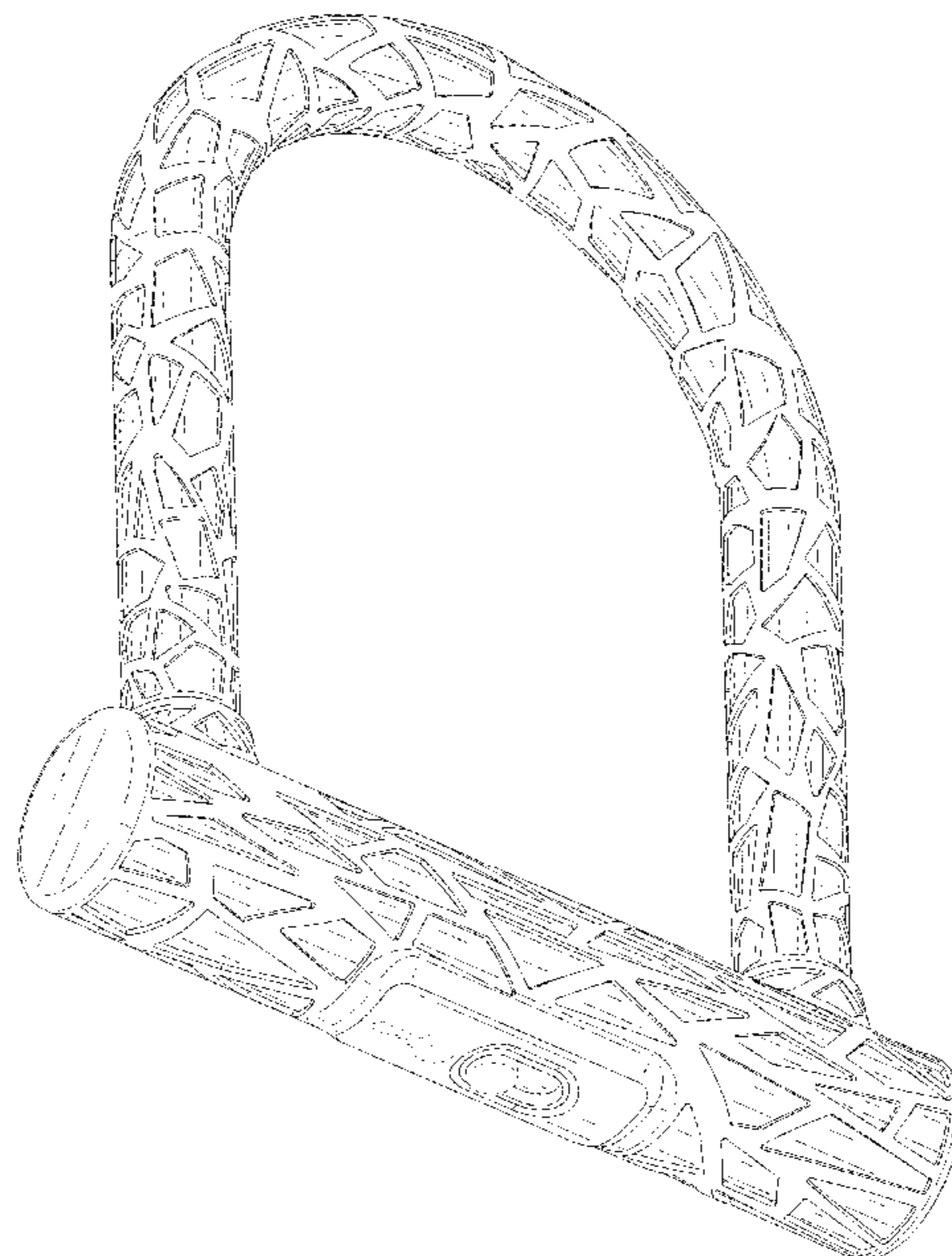
(57) **CLAIM**

The ornamental design for a bike lock, as shown and described.

DESCRIPTION

FIG. 1 is a front perspective view of a bike lock, showing my new design;
FIG. 2 is a rear perspective view thereof;
FIG. 3 is a front view thereof;
FIG. 4 is a rear view thereof;
FIG. 5 is a left side view thereof;
FIG. 6 is a right side view thereof;
FIG. 7 is a top view thereof; and,
FIG. 8 is a bottom view thereof.
The broken lines in the drawings illustrate the portions of the bike lock, which form no part of the claimed design.

1 Claim, 8 Drawing Sheets



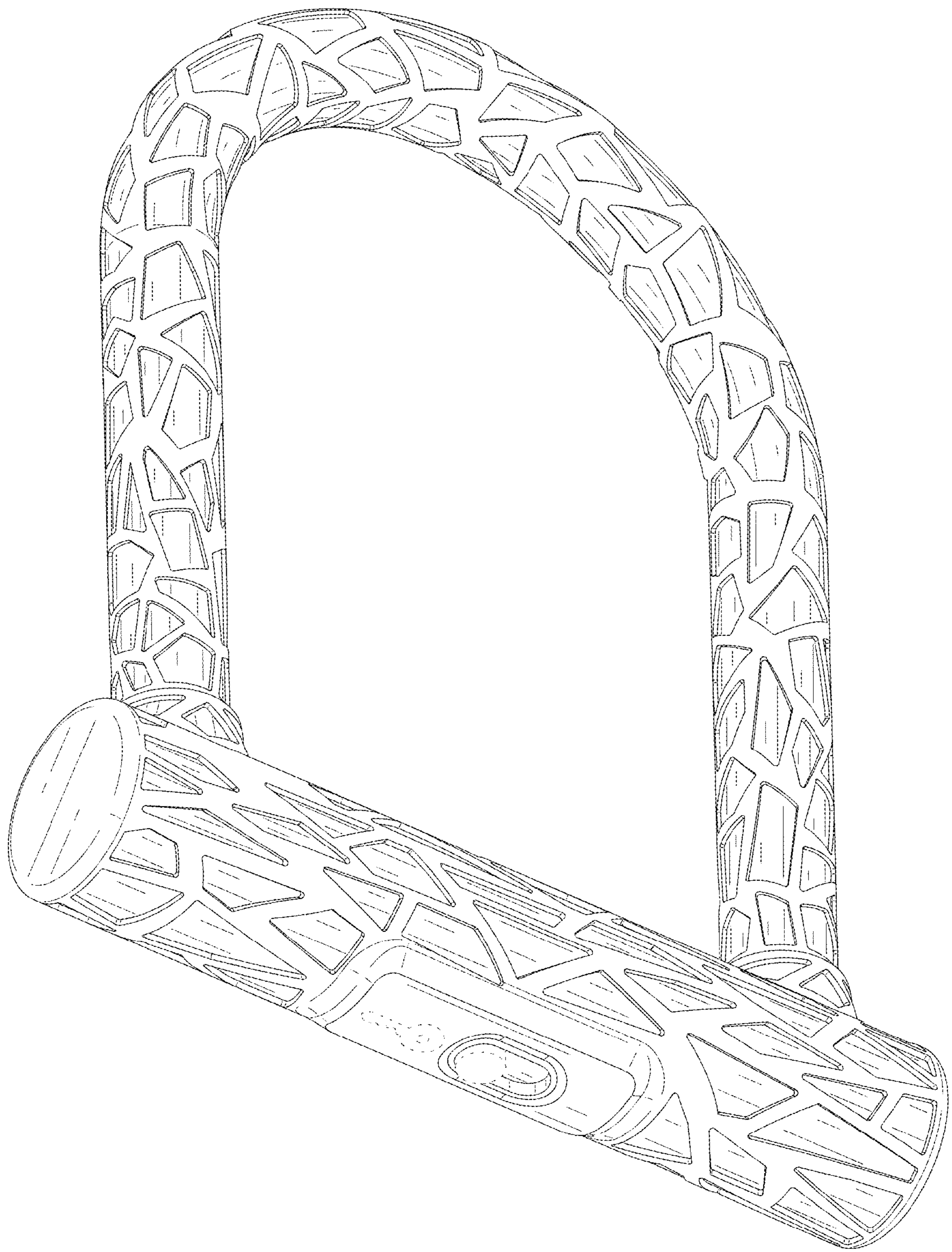


FIG. 1




FIG. 2




FIG. 3




FIG. 4

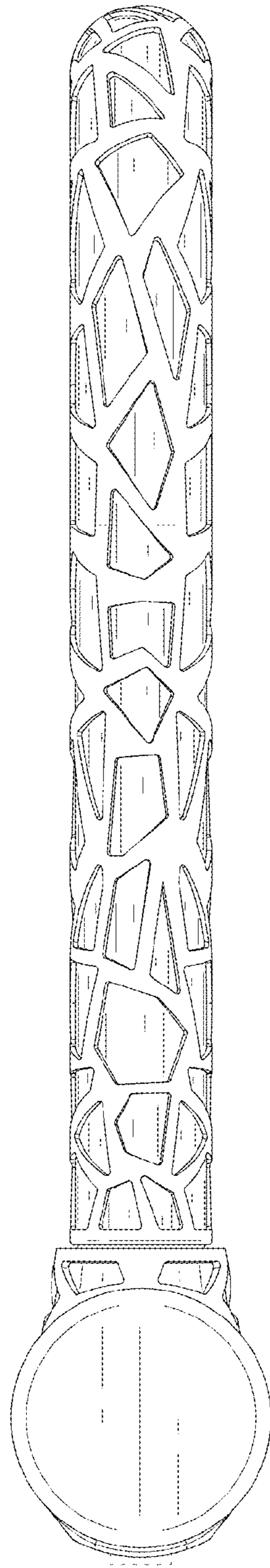


FIG. 5

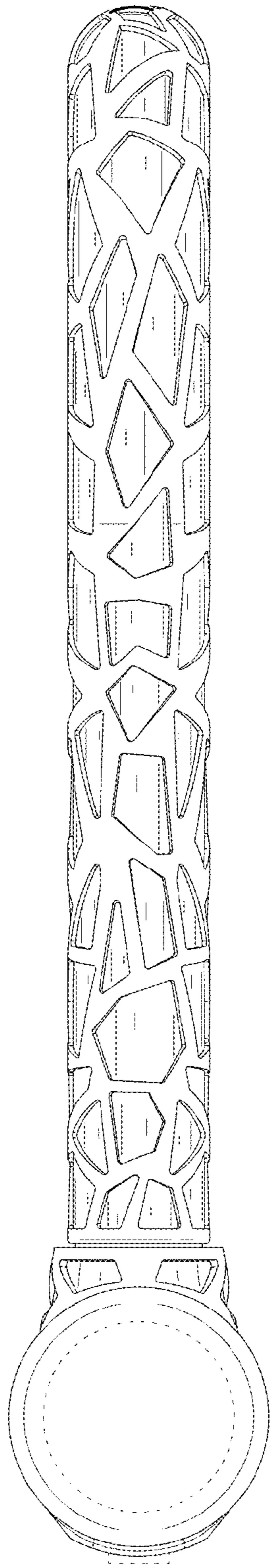


FIG. 6

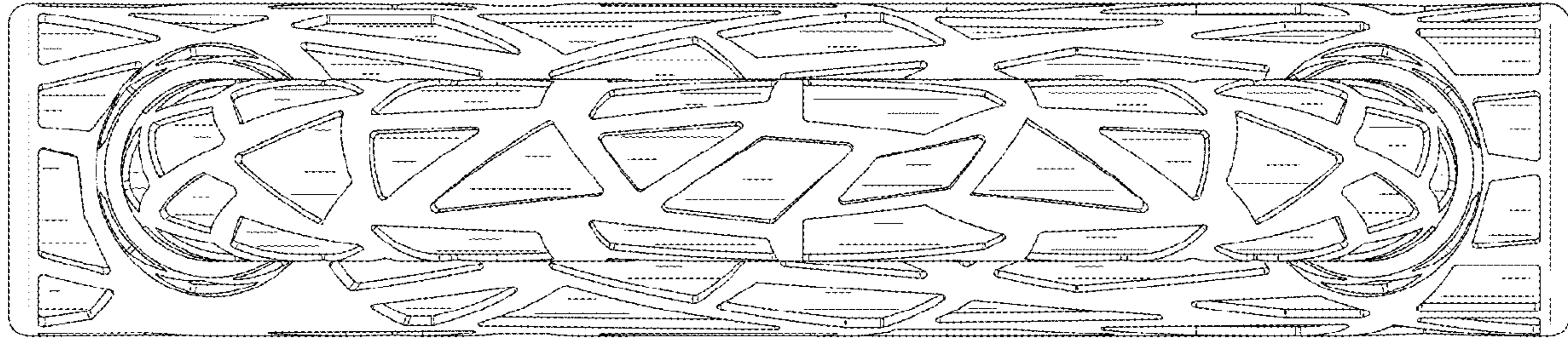


FIG. 7

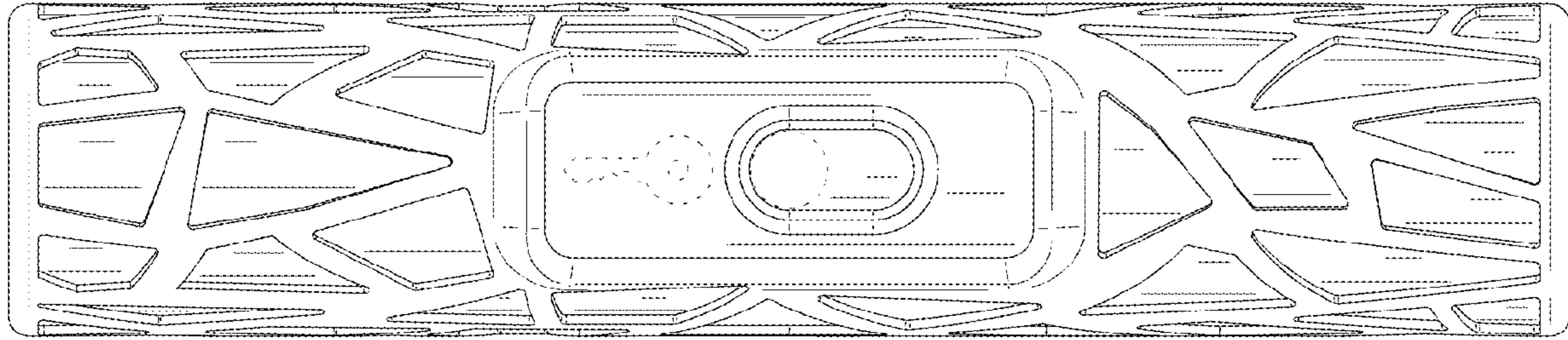


FIG. 8