



US00D988081S

(12) **United States Design Patent** (10) **Patent No.:** **US D988,081 S**
San Agustin et al. (45) **Date of Patent:** **** Jun. 6, 2023**

(54) **COMBINED BEVERAGE CONTAINER AND INSULATOR**

(71) Applicant: **In Motion Design Inc.**, Paramount, CA (US)

(72) Inventors: **Sheila San Agustin**, Paramount, CA (US); **Jannelle Juarez**, Paramount, CA (US)

(73) Assignee: **In Motion Design Inc.**, Paramount, CA (US)

(**) Term: **15 Years**

(21) Appl. No.: **29/807,784**

(22) Filed: **Sep. 14, 2021**

(51) **LOC (14) Cl.** **07-01**

(52) **U.S. Cl.**
USPC **D7/608; D7/624.2**

(58) **Field of Classification Search**
USPC D7/387, 396.1, 396.2, 500, 509, 510, D7/511, 523, 529, 584, 586, 587, D7/601-606, 608, 619.1, 619.2, 624.2, D7/624.3, 625; D3/202; D15/79, 81, 83, D15/89, 90; D9/500, 516, 549, 558, 559
CPC A47G 23/02; A47G 23/0208; A47G 23/0216; A47G 23/0241; A47G 23/0266; A47G 23/04; A47G 2023/0275; A47G 2023/0283; A47G 2023/0291; A47G 19/22; A47G 19/2205; A47G 19/2288; A47J 41/00; A47J 41/0005; A47J 41/0011; A47J 41/0027; A47J 41/0072; A47J 41/02; A47J 41/028; B65D 81/3876; B65D 81/3881

See application file for complete search history.

(56) **References Cited**

U.S. PATENT DOCUMENTS

D695,138 S * 12/2013 Ball D9/435
D899,854 S * 10/2020 Jacob D7/532

D902,665 S * 11/2020 Jacobsen D7/608
D904,118 S * 12/2020 Jacob D7/532
D908,444 S * 1/2021 Pape A47G 23/0241
D7/607
D935,282 S * 11/2021 Jackson A47G 23/0241
D7/624.2
D949,635 S * 4/2022 Pisarevsky D7/624.2
D951,029 S * 5/2022 Burns D7/608
(Continued)

OTHER PUBLICATIONS

Chillmeister—Accessories, Chillmeister, [online], [site visited Mar. 20, 2023], Available from internet URL: <https://chillmeister.com/collections/accessories> (Year: 2023).*

(Continued)

Primary Examiner — Catherine Ho

Assistant Examiner — Natalya M Rapundalo

(74) *Attorney, Agent, or Firm* — Weintraub Tobin; Eric Caligiuri

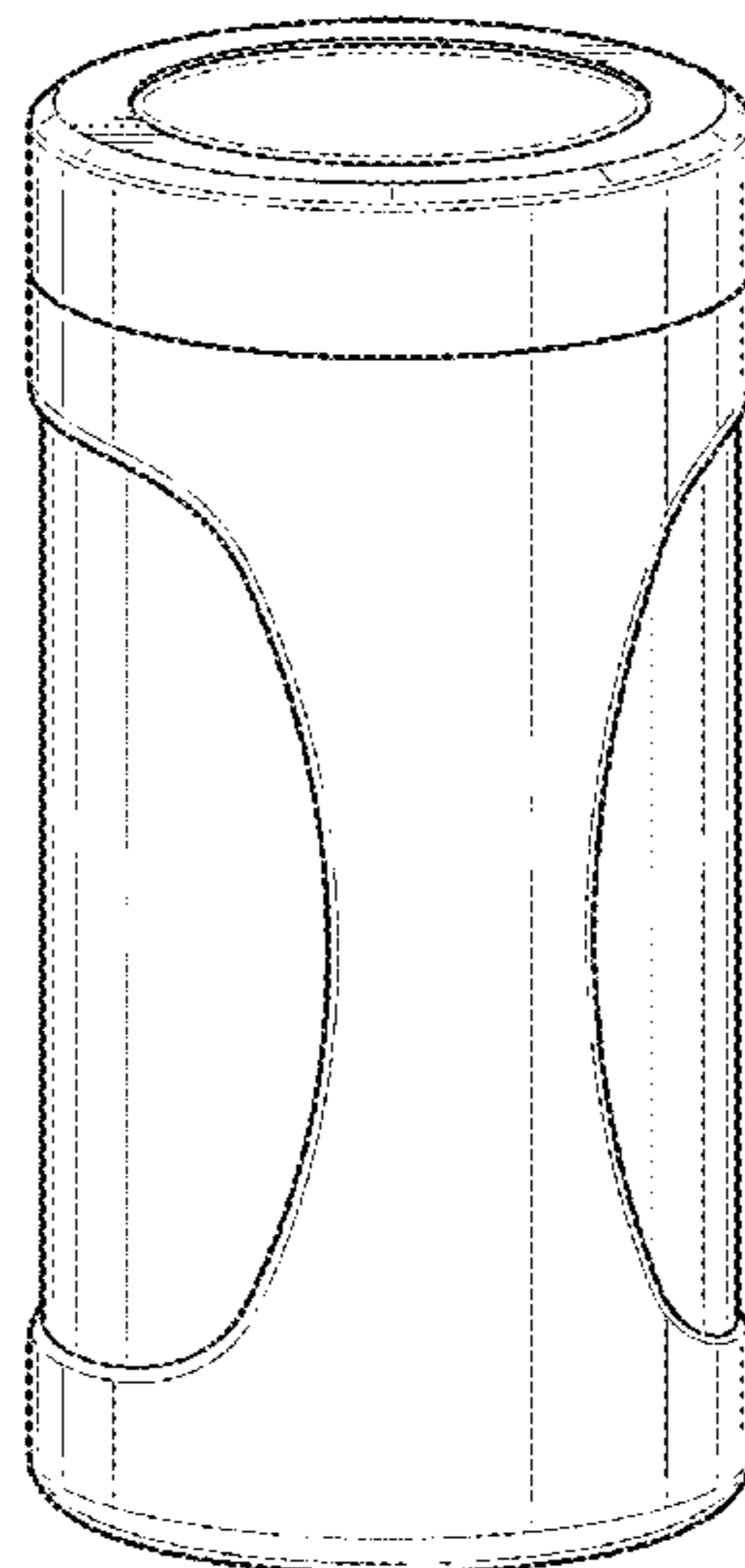
(57) **CLAIM**

The ornamental design for a combined beverage container and insulator, as shown and described.

DESCRIPTION

FIG. 1 is a front perspective view of a combined beverage container and insulator showing our new design; FIG. 2 is a front view of the combined beverage container and insulator of FIG. 1; FIG. 3 is a side view of the combined beverage container and insulator of FIG. 1; FIG. 4 is a top view of the combined beverage container and insulator of FIG. 1; and, FIG. 5 is a bottom view of the combined beverage container and insulator of FIG. 1. The broken lines show portions of the combined beverage container and insulator and form no part of the claimed design.

1 Claim, 3 Drawing Sheets



(56)

References Cited

U.S. PATENT DOCUMENTS

D952,410 S * 5/2022 Shinichi D7/608
D957,202 S * 7/2022 Frankcomb D7/608
D969,557 S * 11/2022 Jacob D7/510

OTHER PUBLICATIONS

Drinkware—In Motion Design, In Motion Design Inc, [online],
[site visited Mar. 20, 2023], Available from internet URL: <https://inmotion.design/collections/drinkware> (Year: 2023).*

* cited by examiner

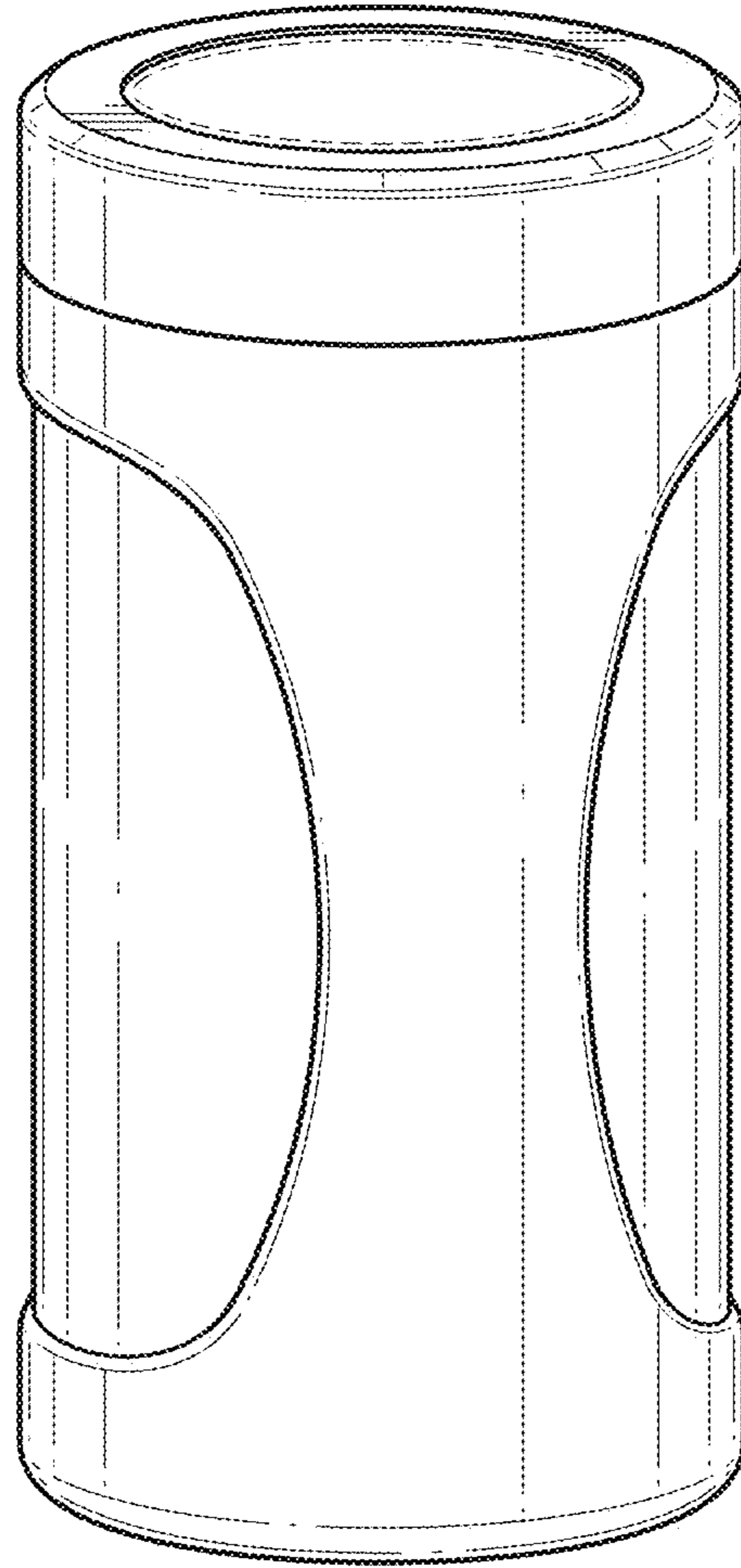


FIG. 1

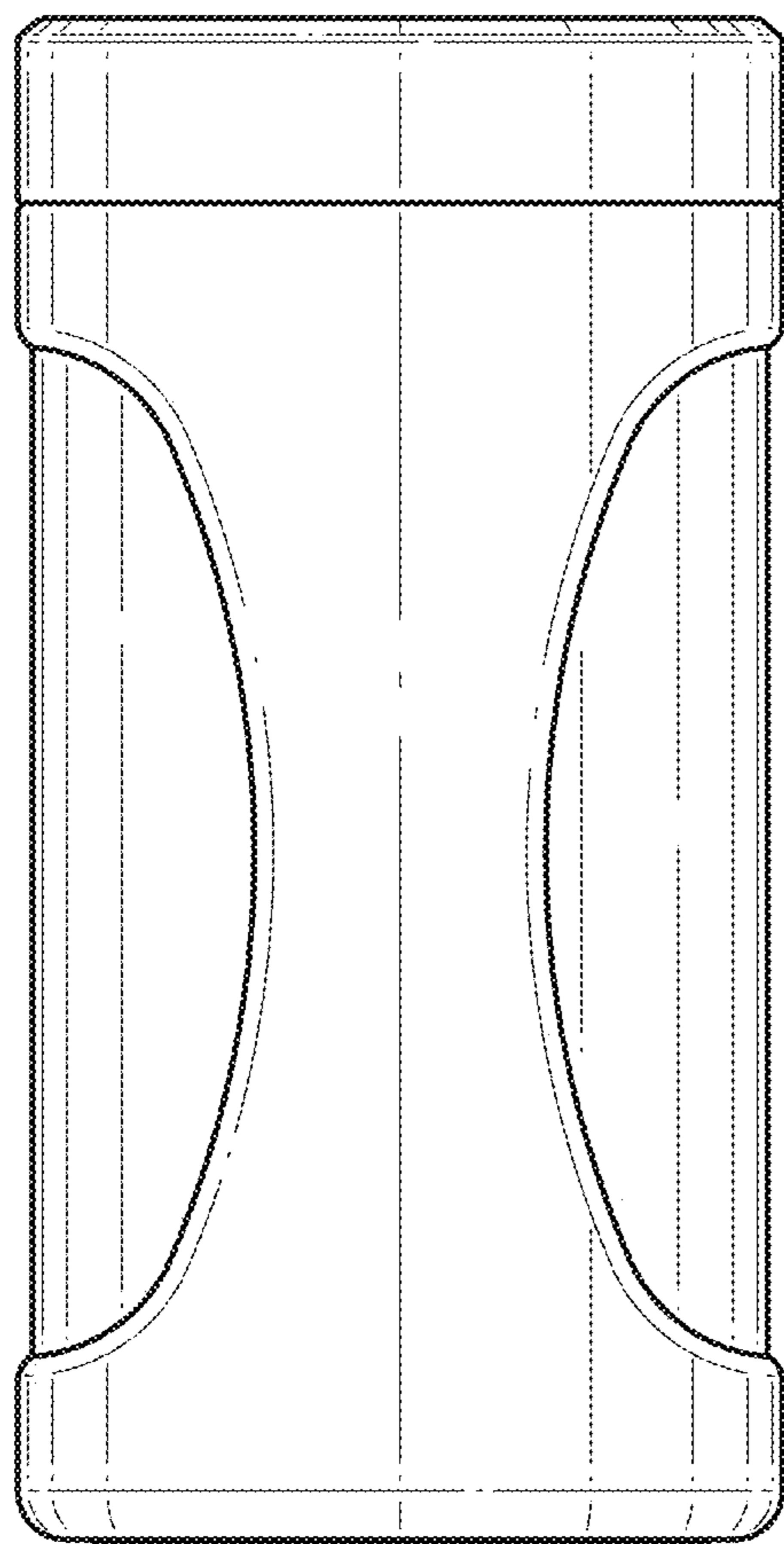


FIG. 2

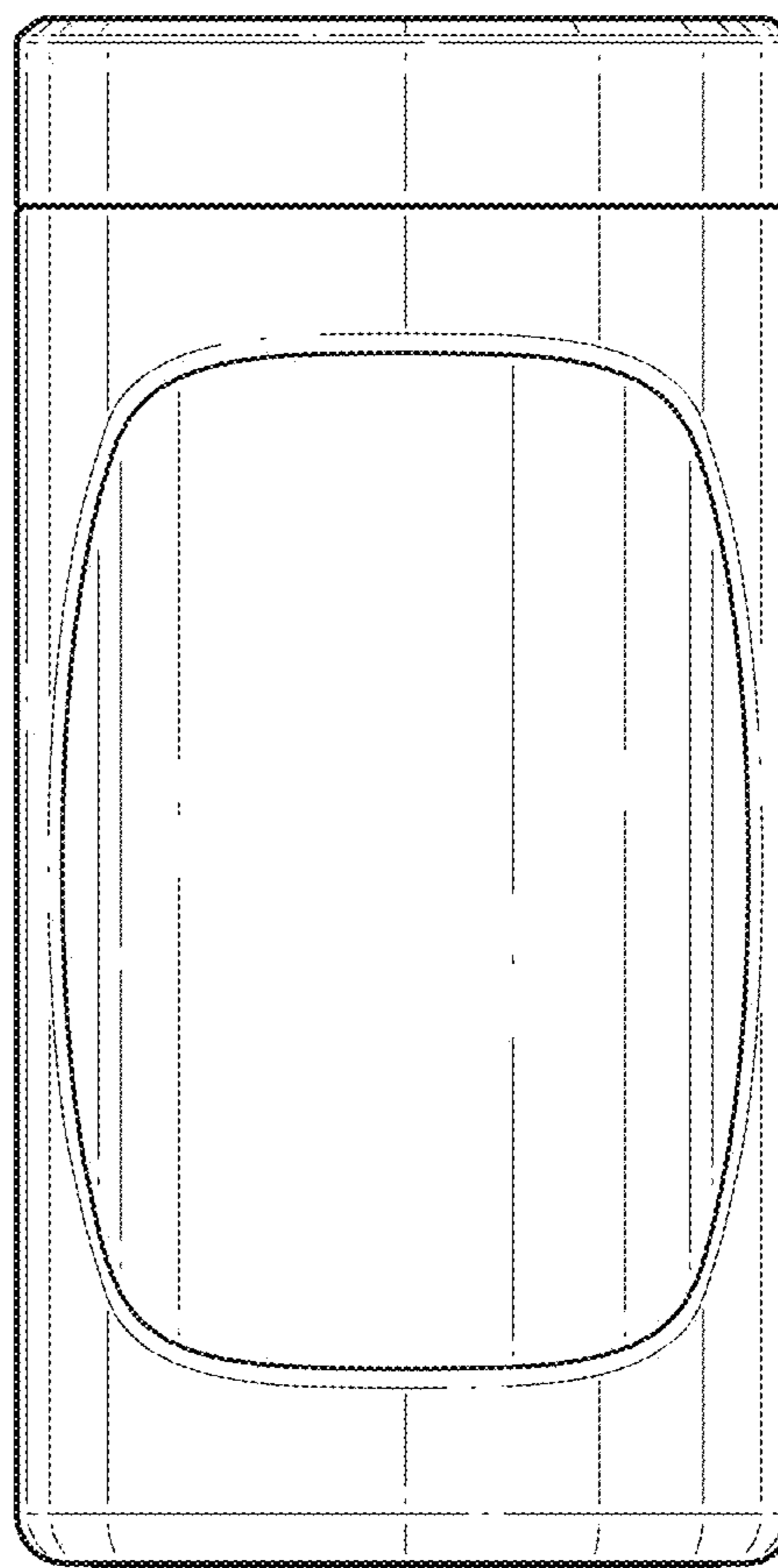


FIG. 3

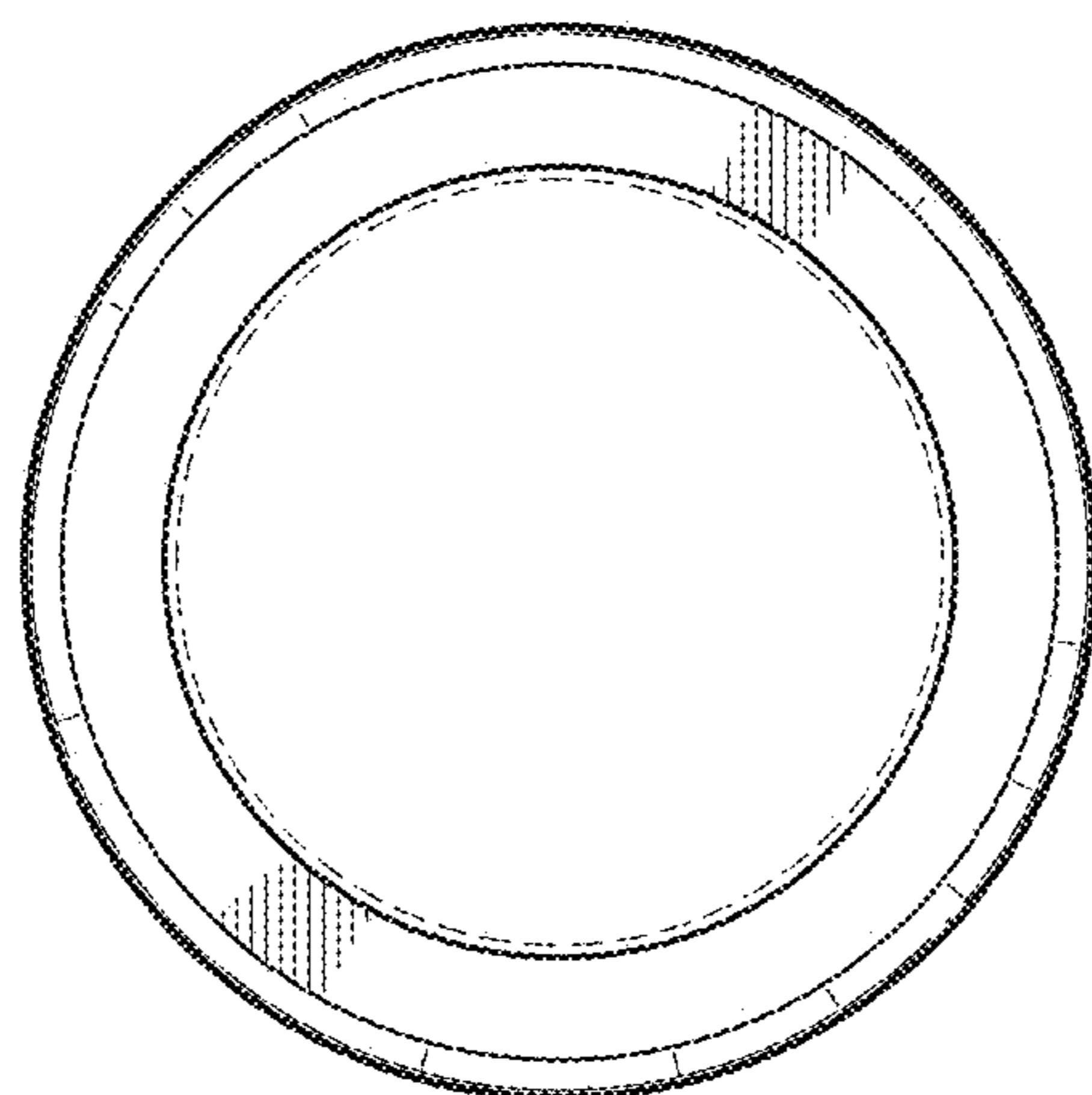


FIG. 4

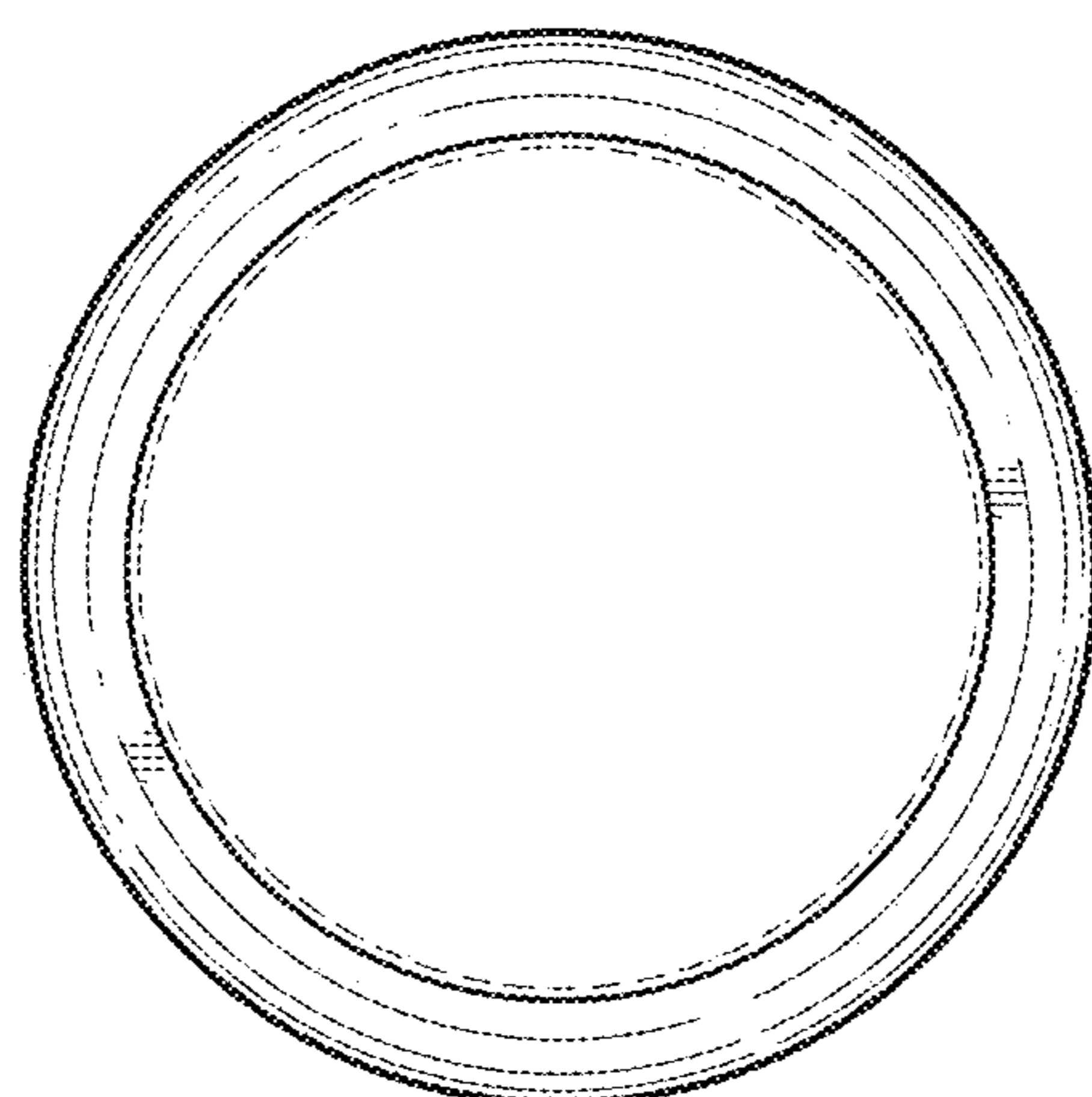


FIG. 5