



US00D988035S

(12) **United States Design Patent**  
**Vilsone**

(10) **Patent No.:** **US D988,035 S**  
(45) **Date of Patent:** **\*\* Jun. 6, 2023**

(54) **PILLOW**  
(71) Applicant: **Marika Vilsone**, Victoria (AU)  
(72) Inventor: **Marika Vilsone**, Victoria (AU)  
(\*\*) Term: **15 Years**  
(21) Appl. No.: **29/886,938**  
(22) Filed: **Mar. 15, 2023**  
(51) **LOC (14) Cl.** ..... **06-13**  
(52) **U.S. Cl.**  
USPC ..... **D6/601**  
(58) **Field of Classification Search**  
USPC ..... D6/595-596, 601  
CPC ..... A47G 9/10; A47C 20/027; A47C 20/021;  
A47C 20/025  
See application file for complete search history.

D781,073 S 3/2017 Kashierski  
D785,370 S \* 5/2017 Randall ..... D6/601  
D849,449 S \* 5/2019 Zhao ..... A47C 7/383  
D6/601  
D868,501 S \* 12/2019 Mi ..... D6/601  
D909,790 S \* 2/2021 Pearce ..... D6/601  
D911,071 S \* 2/2021 Yu ..... D6/601  
D957,848 S \* 7/2022 Liu ..... D6/601  
D977,874 S \* 2/2023 Cao ..... D6/601  
2002/0088057 A1 \* 7/2002 Wassilefsky ..... A61G 7/0755  
5/648  
2008/0092297 A1 \* 4/2008 Davis ..... A47C 20/021  
5/648

**FOREIGN PATENT DOCUMENTS**

CN 305145380 \* 5/2019  
KR 300918491.0000 \* 8/2017  
KR 301186254.0000 \* 10/2022

\* cited by examiner

*Primary Examiner* — John R Yeh

(56) **References Cited**  
**U.S. PATENT DOCUMENTS**

D124,296 S \* 12/1940 Thompson ..... D6/601  
D236,063 S \* 7/1975 Kesh ..... D6/601  
D316,354 S \* 4/1991 Bool ..... D6/601  
D321,562 S \* 11/1991 Ljungvall ..... D6/601  
D346,523 S \* 5/1994 Johnson ..... D6/601  
D419,024 S \* 1/2000 Lenahan ..... D6/601  
D445,624 S \* 7/2001 Futagami ..... A47C 7/383  
D6/601  
D503,062 S \* 3/2005 Nash ..... D6/601  
D590,198 S \* 4/2009 Nostrant ..... D6/601  
D597,364 S \* 8/2009 Lindgren .....  
D663,564 S \* 7/2012 Sclare ..... D6/601  
D701,063 S \* 3/2014 Myers ..... D6/601  
D732,313 S \* 6/2015 Fux .....  
D751,322 S \* 3/2016 Reynolds .....  
D778,086 S \* 2/2017 O'Meara et al. ....  
D780,484 S \* 3/2017 Goddard ..... D6/601

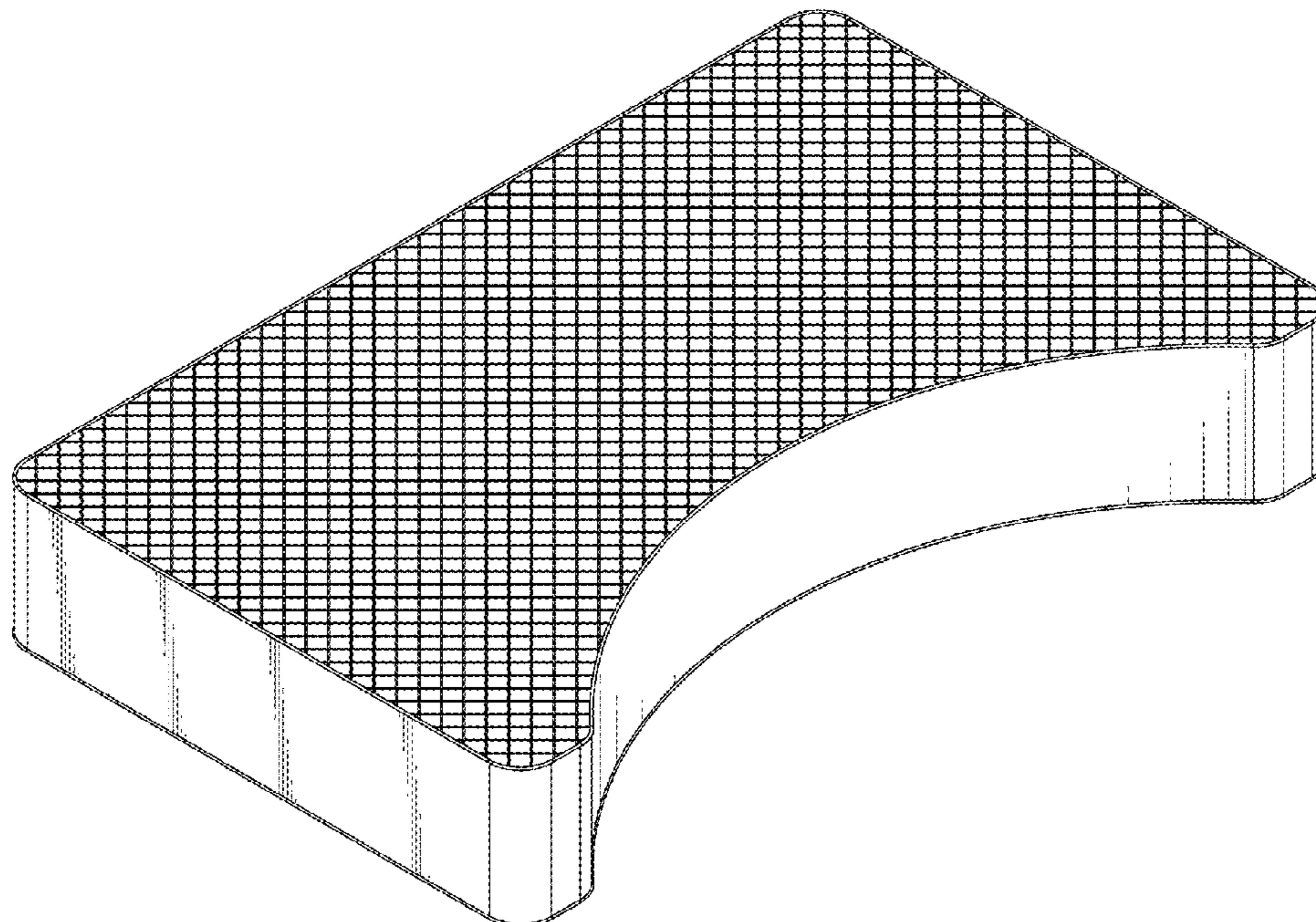
(57) **CLAIM**

I claim the ornamental design for a pillow, as shown and described.

**DESCRIPTION**

FIG. 1 is a top, front perspective view of the pillow showing my new design;  
FIG. 2 is a top, rear perspective view thereof;  
FIG. 3 is a front view thereof;  
FIG. 4 is a rear view thereof;  
FIG. 5 is a top view thereof;  
FIG. 6 is a bottom view thereof;  
FIG. 7 is a side view thereof; and,  
FIG. 8 is an opposing side view thereof.

**1 Claim, 8 Drawing Sheets**



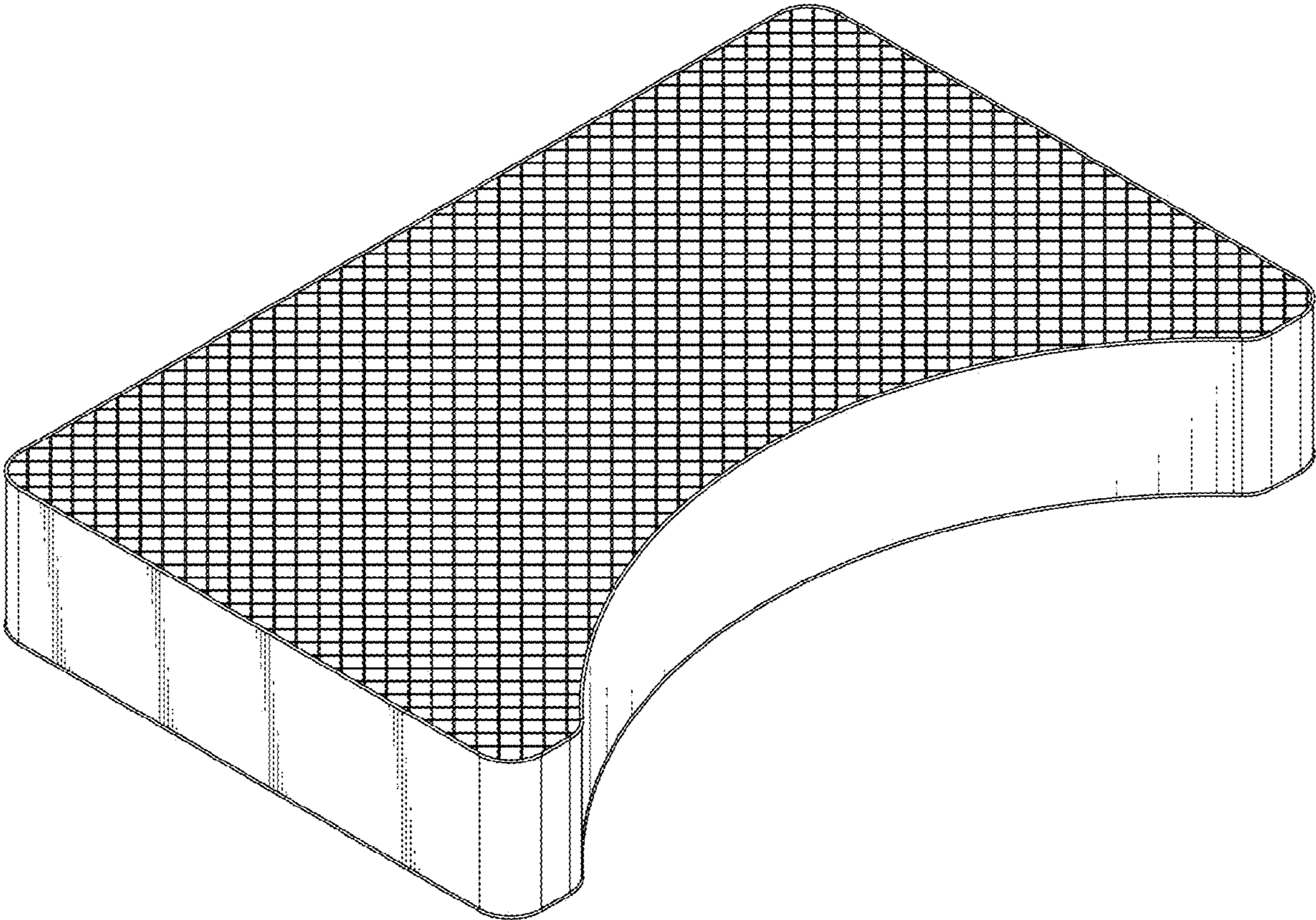


FIG. 1

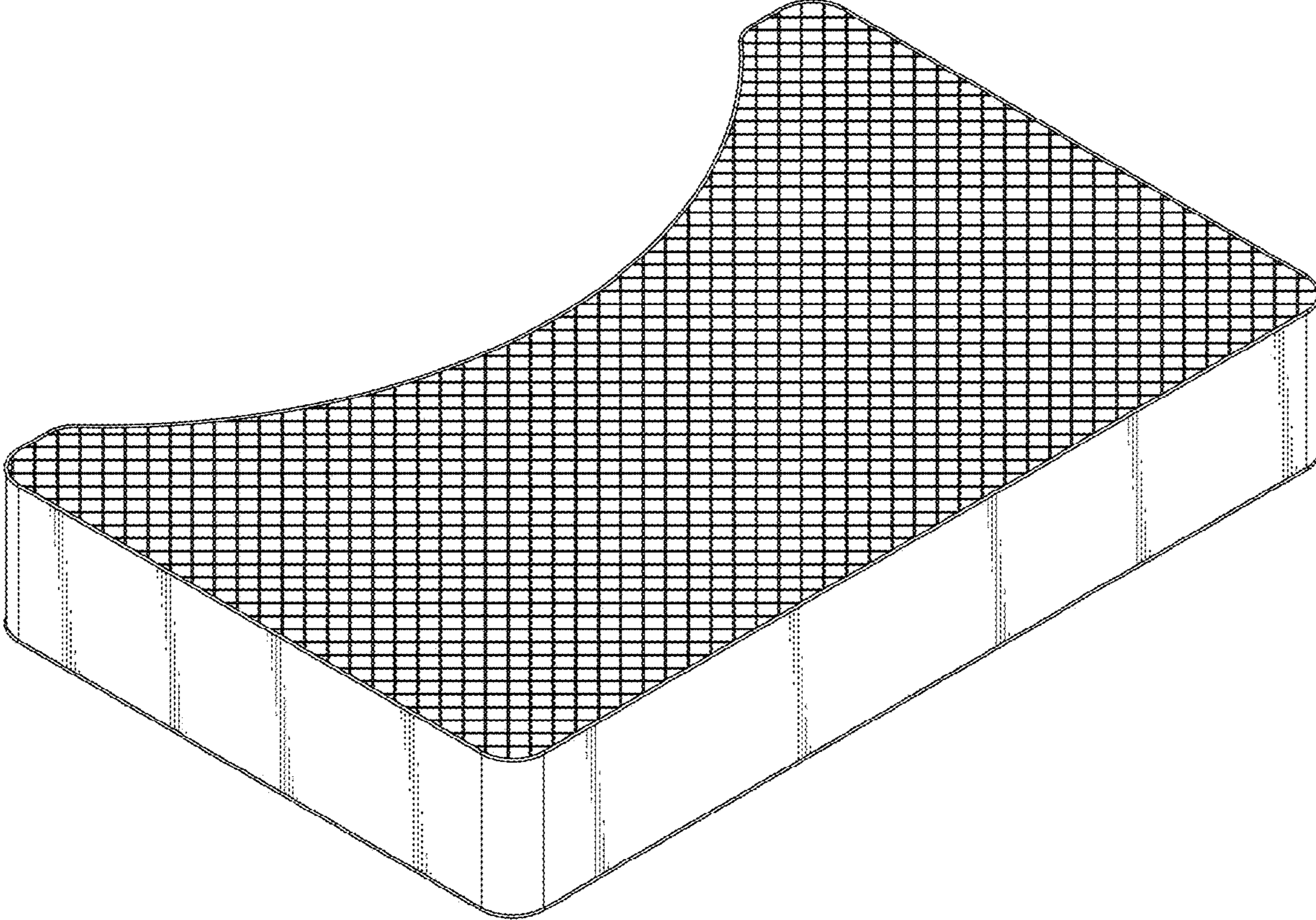


FIG. 2




FIG. 3

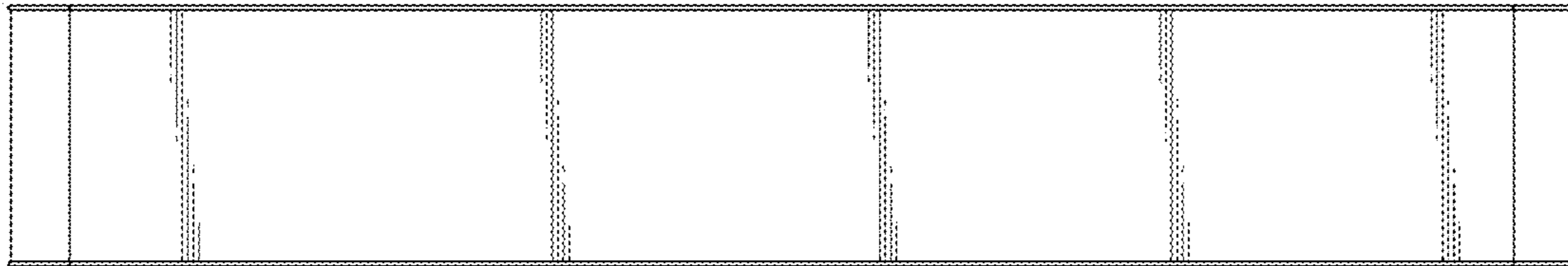


FIG. 4

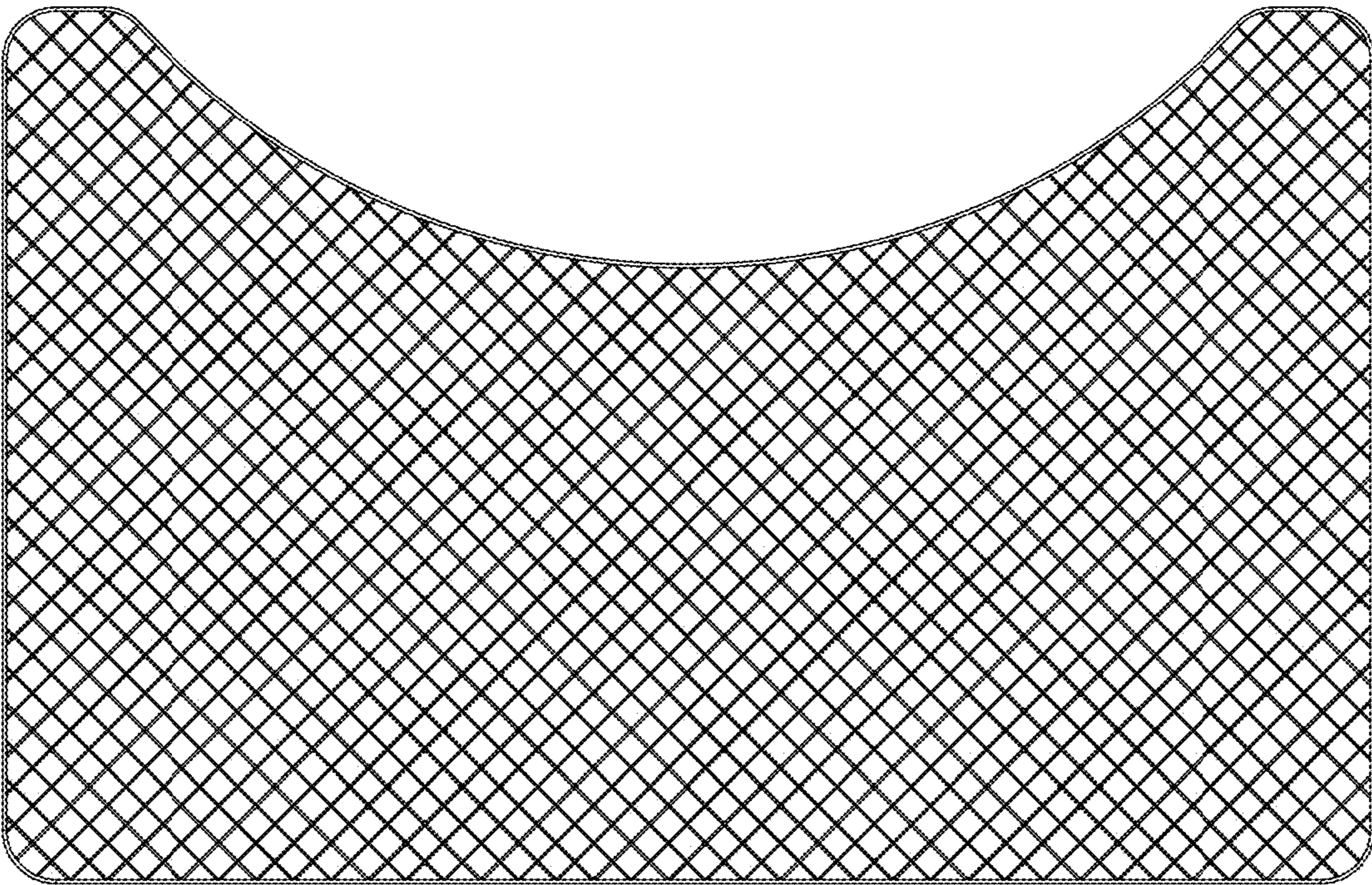


FIG. 5

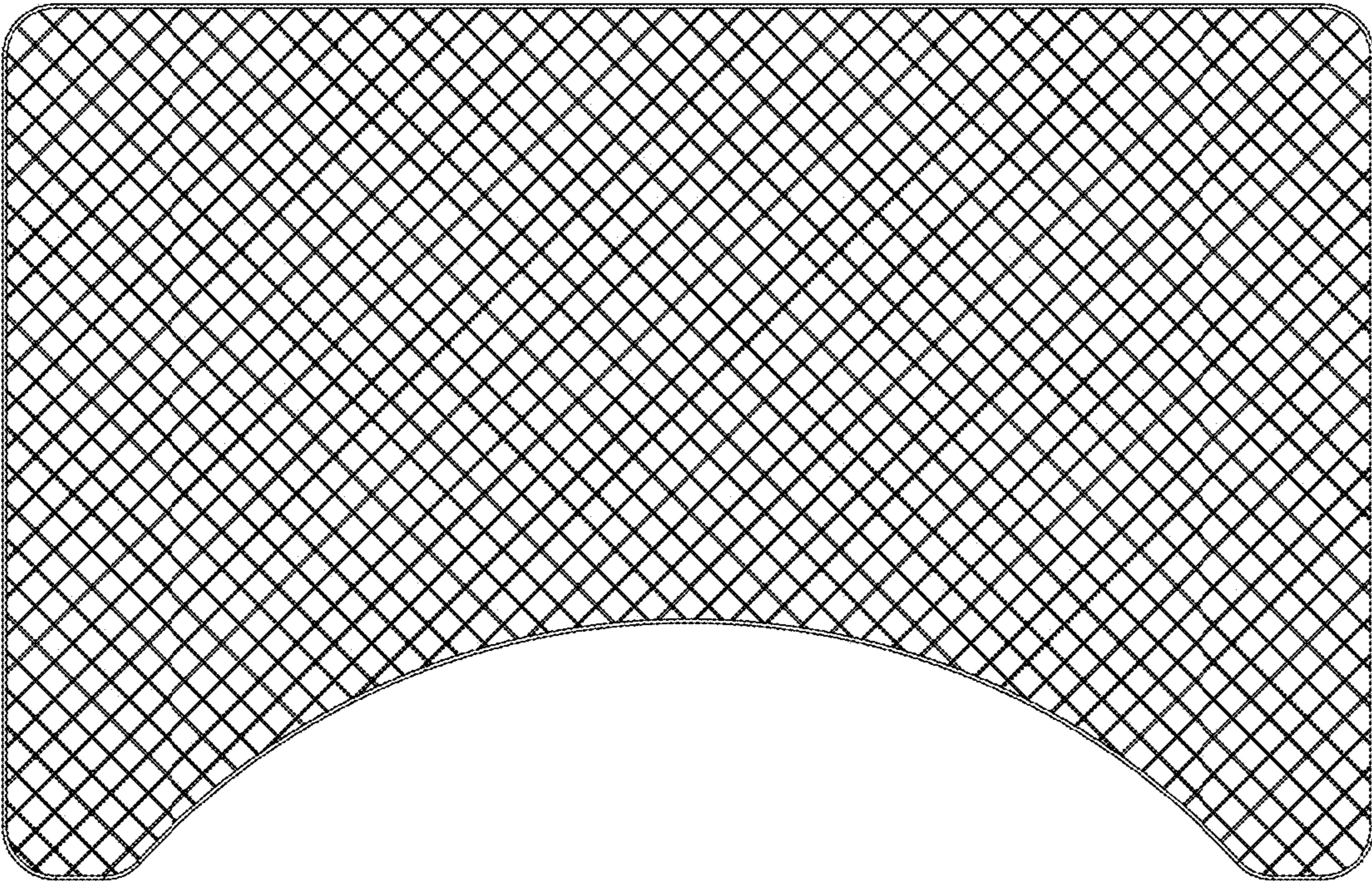


FIG. 6

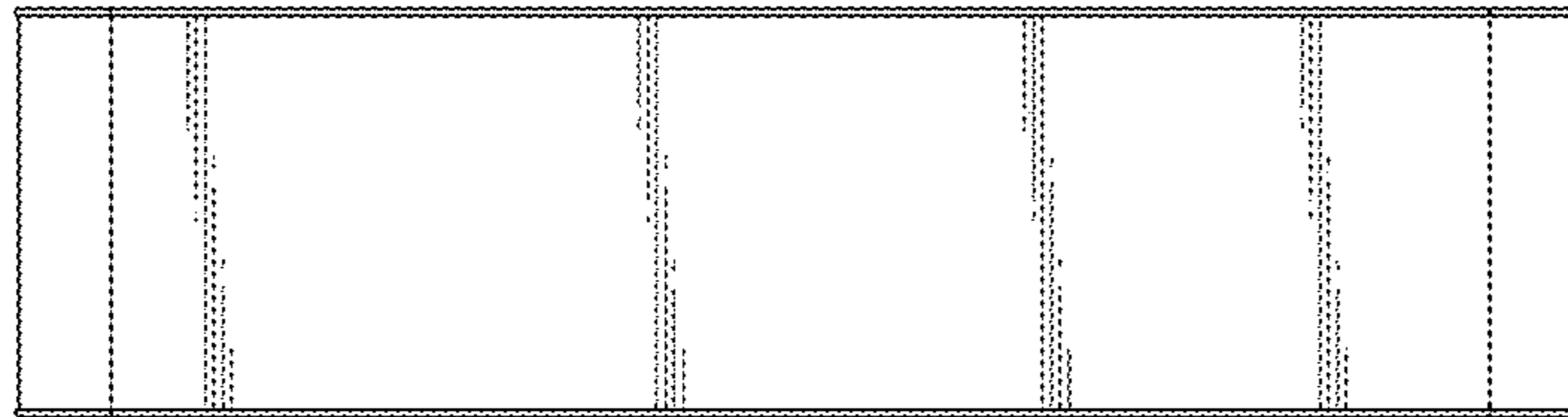


FIG. 7



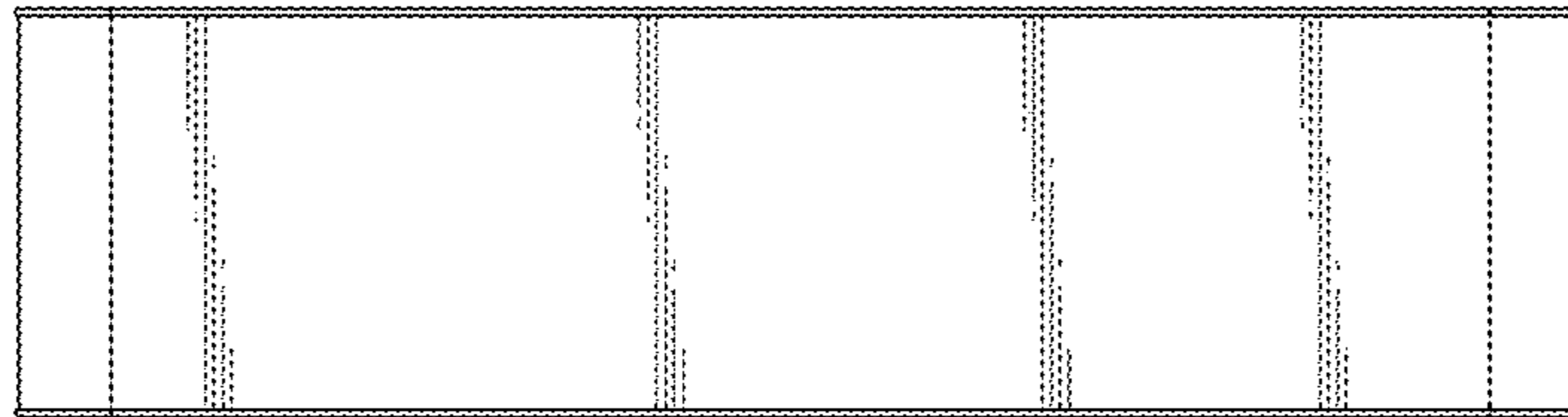


FIG. 8