



US00D988032S

(12) **United States Design Patent** (10) **Patent No.:** **US D988,032 S**
Hu et al. (45) **Date of Patent:** **** Jun. 6, 2023**

(54) **NECK PILLOW**

FOREIGN PATENT DOCUMENTS

(71) Applicant: **FOSHAN YIXIN TRADING CO., LTD.**, Foshan (CN)

CN 303065653 * 1/2015
CN 303074209 * 1/2015

(Continued)

(72) Inventors: **Qiong Hu**, Foshan (CN); **Yuxin Yuan**, Foshan (CN)

OTHER PUBLICATIONS

(73) Assignee: **FOSHAN YIXIN TRADING CO., LTD.**, Foshan (CN)

Google Search: "neck pillow" [site visited Mar. 23, 2023] <URL: <https://www.google.com/search?q=neck+pillow&sxsrf=APwXE3wgY742zu5GtUODsiSy6lceHeQ:1680818467039&source=lnms&tbm=isch&sa=X&ved=2ahUKEwjv1KPdoJb-AhWHD1kFH5ICgUQ0pQJegQIBBAE&biw=1920&bih=937&dpr=1>> (Year: 2023).*

(**) Term: **15 Years**

(Continued)

(21) Appl. No.: **29/820,886**

(22) Filed: **Dec. 24, 2021**

Primary Examiner — Sanjeev Paul

(51) **LOC (14) Cl.** **06-09**

(52) **U.S. Cl.**
USPC **D6/601**

(58) **Field of Classification Search**
USPC D6/595, 596, 597, 598, 601
See application file for complete search history.

(57) **CLAIM**

The ornamental design for a neck pillow, as shown and described.

(56) **References Cited**

U.S. PATENT DOCUMENTS

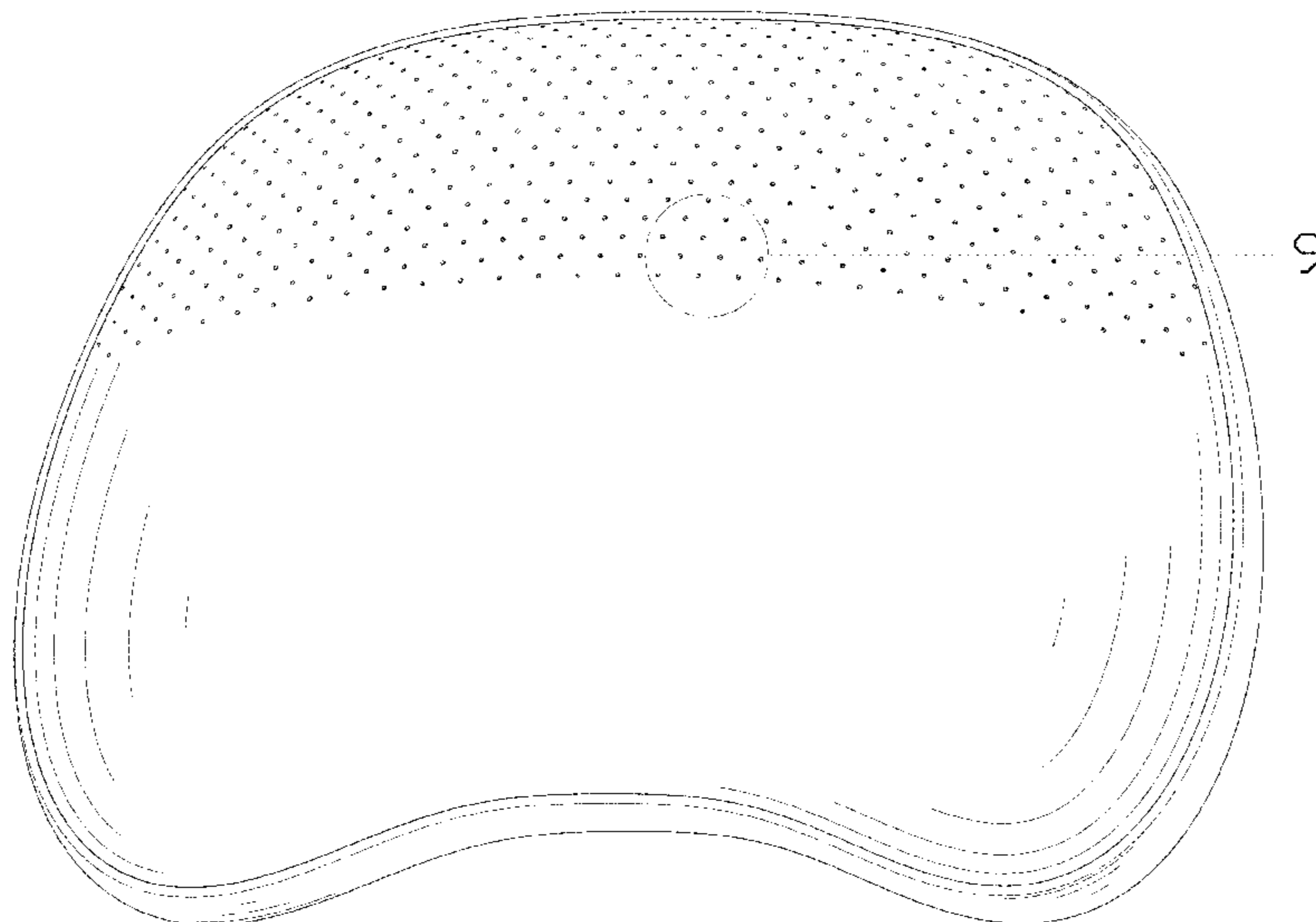
DESCRIPTION

D309,689 S *	8/1990	Bool	D6/601
D316,354 S *	4/1991	Bool	D6/601
D355,999 S *	3/1995	Townsend	D30/118
D492,874 S *	7/2004	Fux	D6/601
D498,965 S *	11/2004	Thompson	D6/601
D507,142 S *	7/2005	Akamatsu	D6/601
D513,571 S *	1/2006	Haack	D6/601
D516,855 S *	3/2006	Akamatsu	D6/601
D615,794 S *	5/2010	Jorgensen	D6/601
D752,902 S *	4/2016	Peraza	D6/601
D753,415 S *	4/2016	Atawane	D6/601
D785,370 S	5/2017	Randall	
D786,584 S	5/2017	Beliveau	
D815,859 S *	4/2018	Jewell	D6/601
D856,706 S *	8/2019	Moffett	D6/601
D871,109 S *	12/2019	Haw	D6/601
D880,195 S *	4/2020	Yang	D6/601
D882,985 S *	5/2020	Yu	D6/601

(Continued)

FIG. 1 is a perspective view of a neck pillow showing our new design;
FIG. 2 is another perspective view thereof;
FIG. 3 is a front elevational view thereof;
FIG. 4 is a rear elevational view thereof;
FIG. 5 is a left side elevational view thereof;
FIG. 6 is a right side elevational view thereof;
FIG. 7 is a top plan view thereof;
FIG. 8 is a bottom plan view thereof; and,
FIG. 9 is an enlarged view of portion 9 shown in FIG. 1.
The dash-dash broken lines in the drawings depict portions of the neck pillow that form no part of the claimed design. The dot-dash broken lines represent boundaries of the enlarged portion and form no part of the claimed design.

1 Claim, 9 Drawing Sheets



(56)

References Cited

U.S. PATENT DOCUMENTS

D939,247 S * 12/2021 Smith D6/601
D979,982 S * 3/2023 Zhan D6/601
D980,653 S * 3/2023 Yang D6/601
D982,353 S * 4/2023 Zou D6/601
2012/0073056 A1* 3/2012 Freund A47G 9/10
5/639

FOREIGN PATENT DOCUMENTS

CN 303812648 * 8/2016
CN 304551799 * 3/2018
CN 304755897 * 8/2018
CN 304828274 * 9/2018
CN 307503494 * 8/2022
KR 301105779.0000 * 4/2021
KR 301133075.0000 * 10/2021
KR 301152984.0000 * 2/2022

OTHER PUBLICATIONS

Google Search: "cervical pillow" [site visited Mar. 23, 2023]
<URL: https://www.google.com/search?q=cervical+pillow&sxsrf=APwXEdflNPp30mnUKaPlbktq6REVs5aExA:1680890427987&source=lnms&tbm=isch&sa=X&ved=2ahUKewjj8_bmrJj-AhWiFFkFHcAvAqUQ0pQJegQIBBAE&biw=1920&bih=937&dpr=1> (Year: 2023).*

* cited by examiner

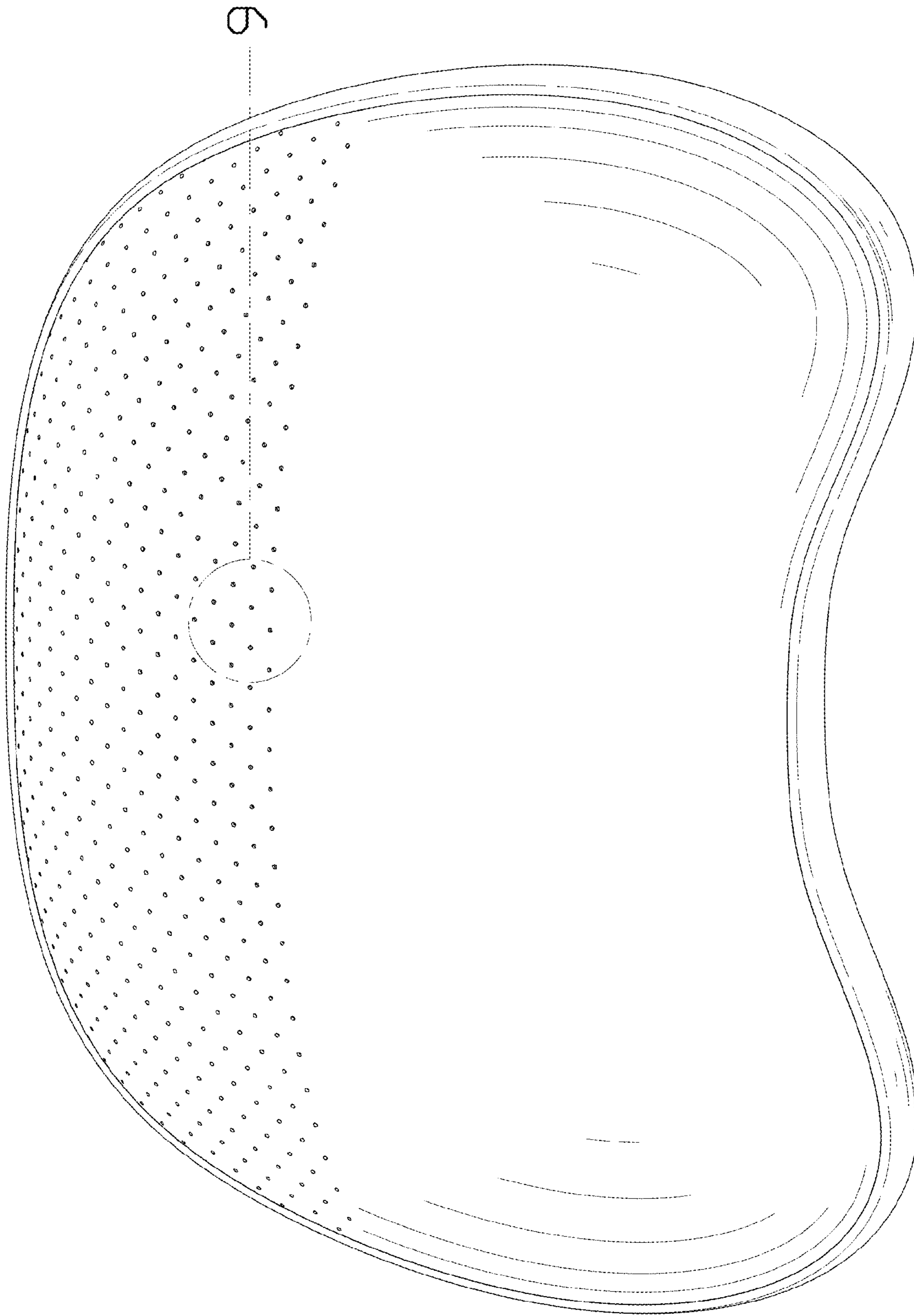


FIG. 1

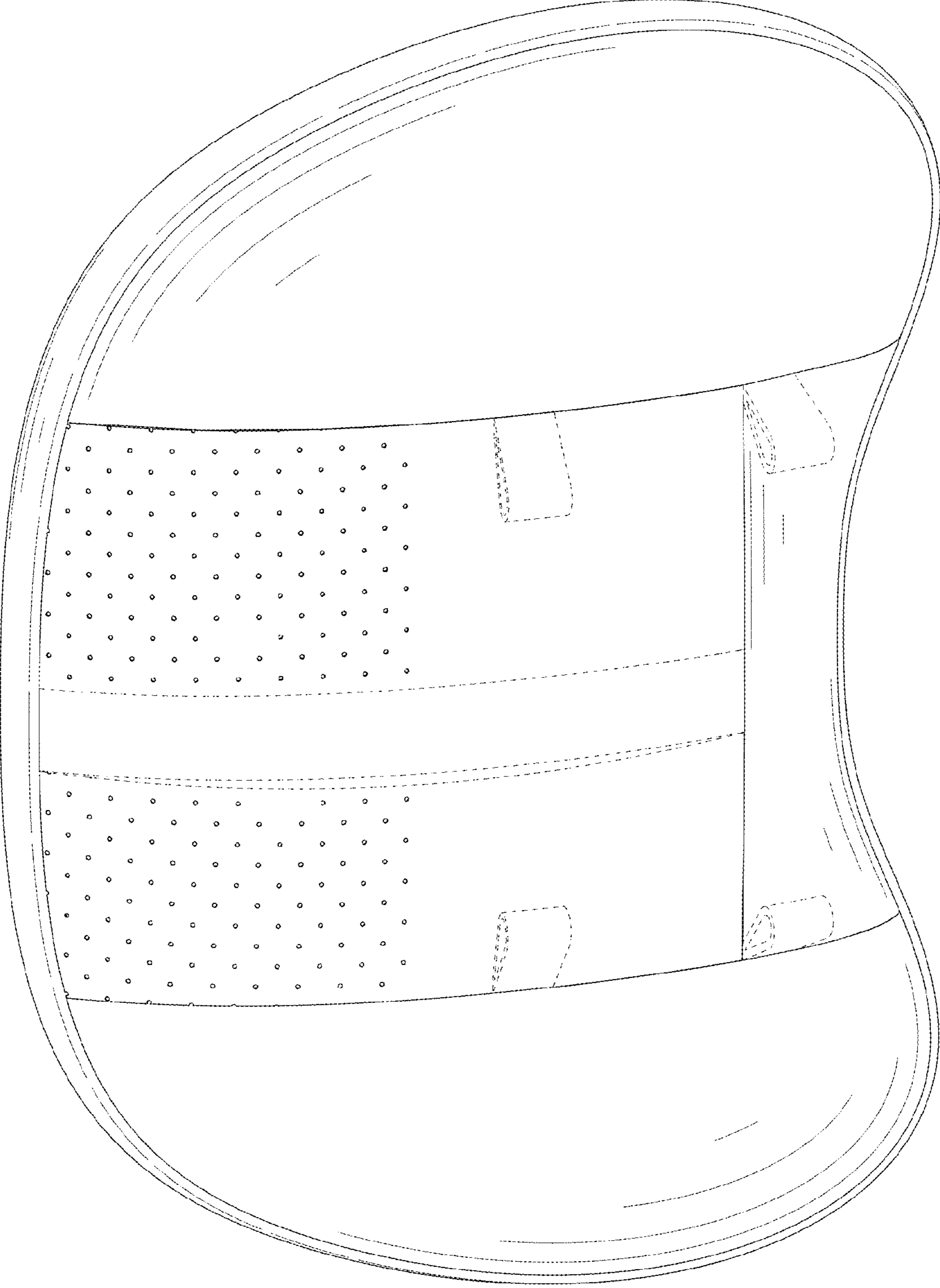


FIG. 2




FIG. 3

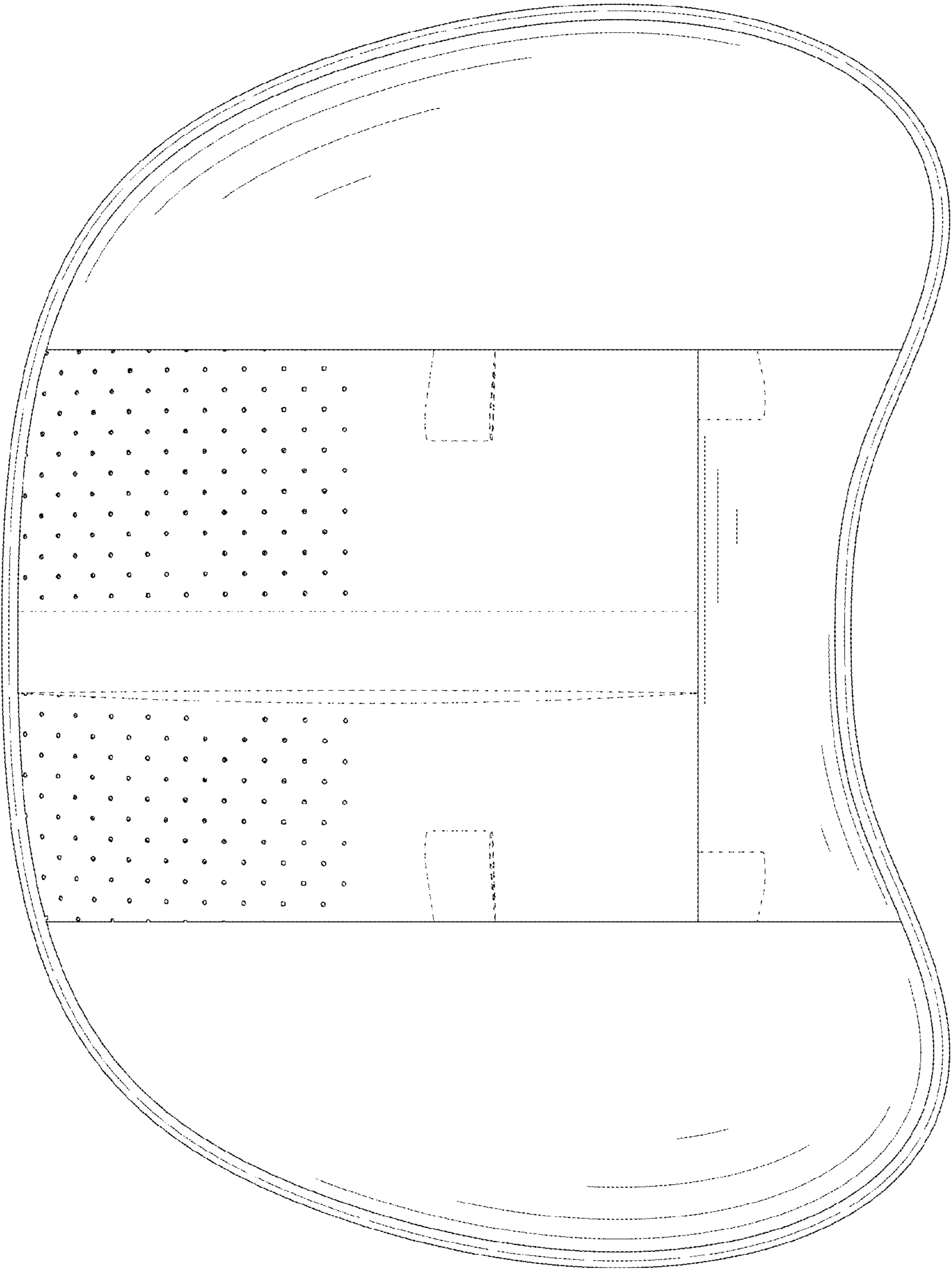


FIG. 4

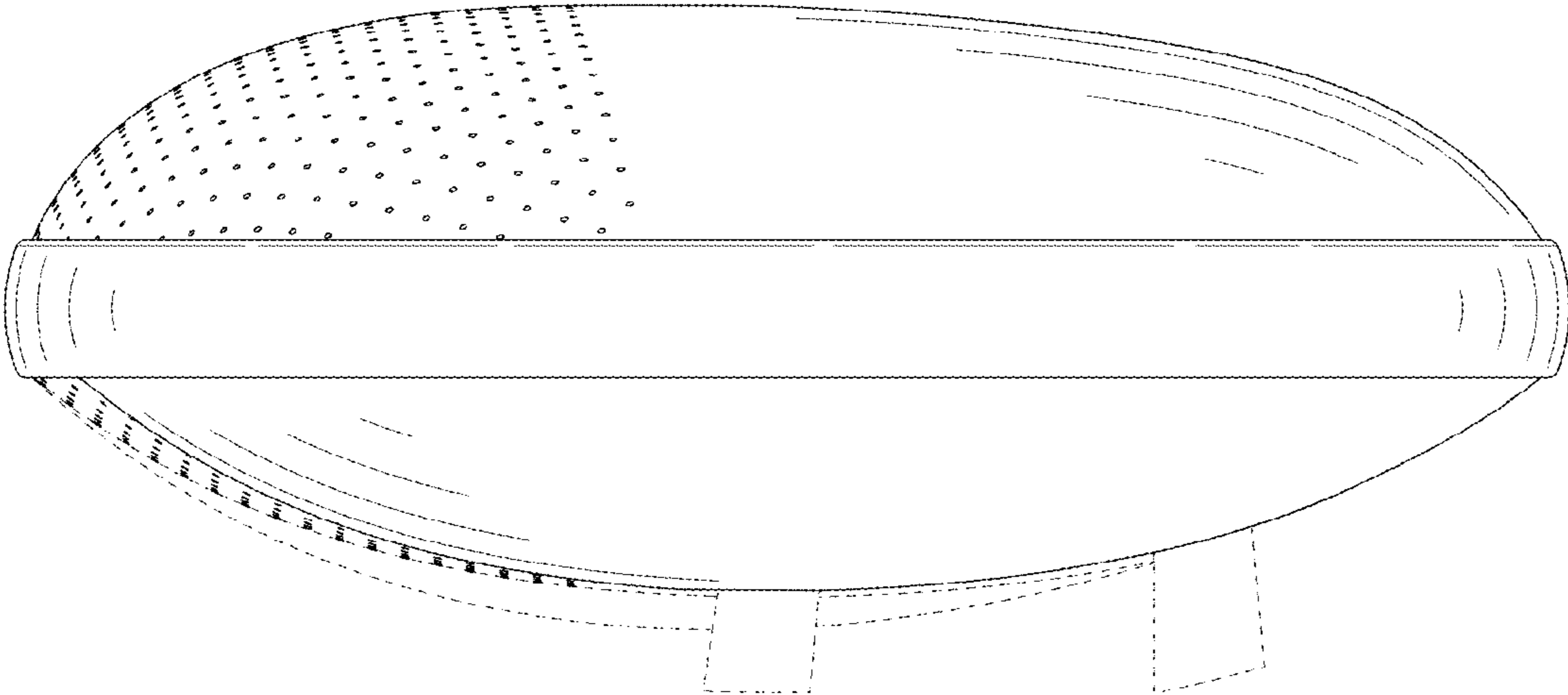


FIG. 5

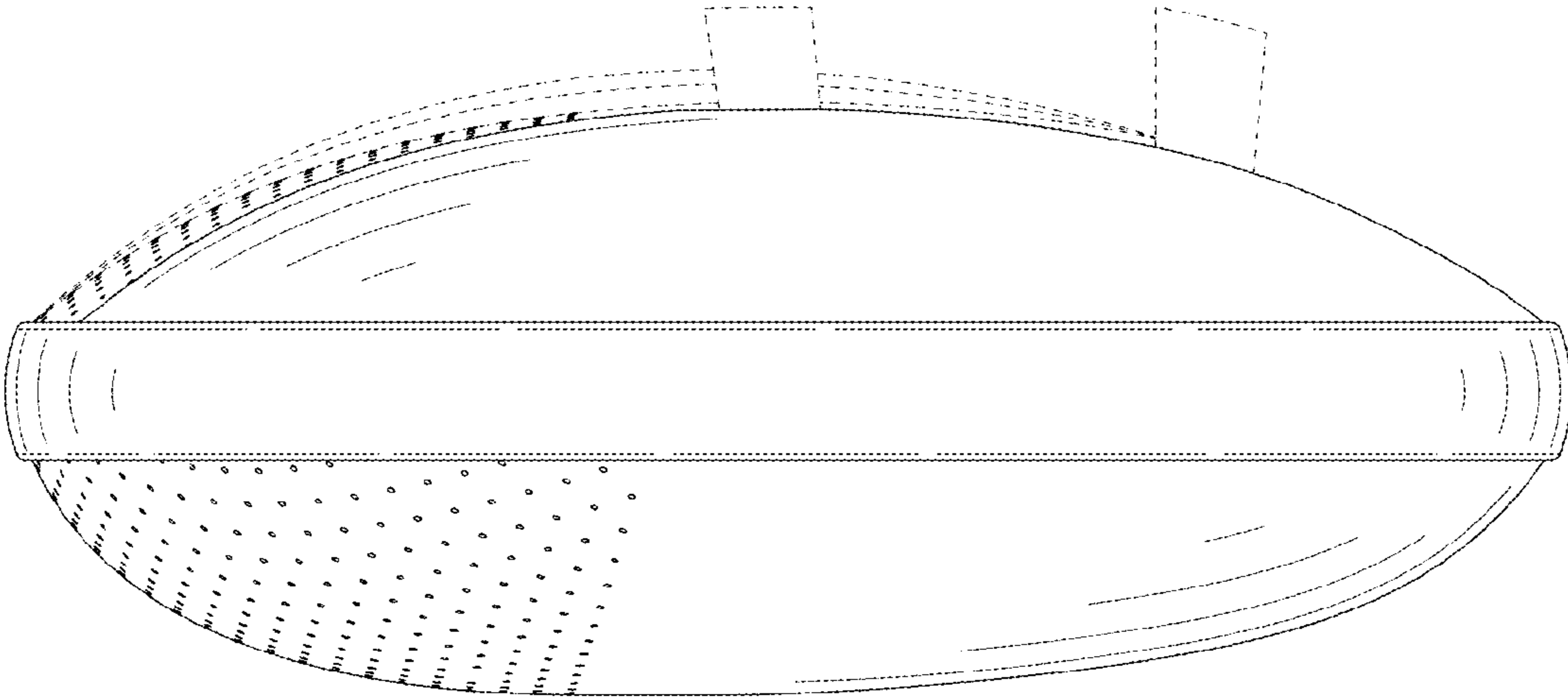


FIG. 6

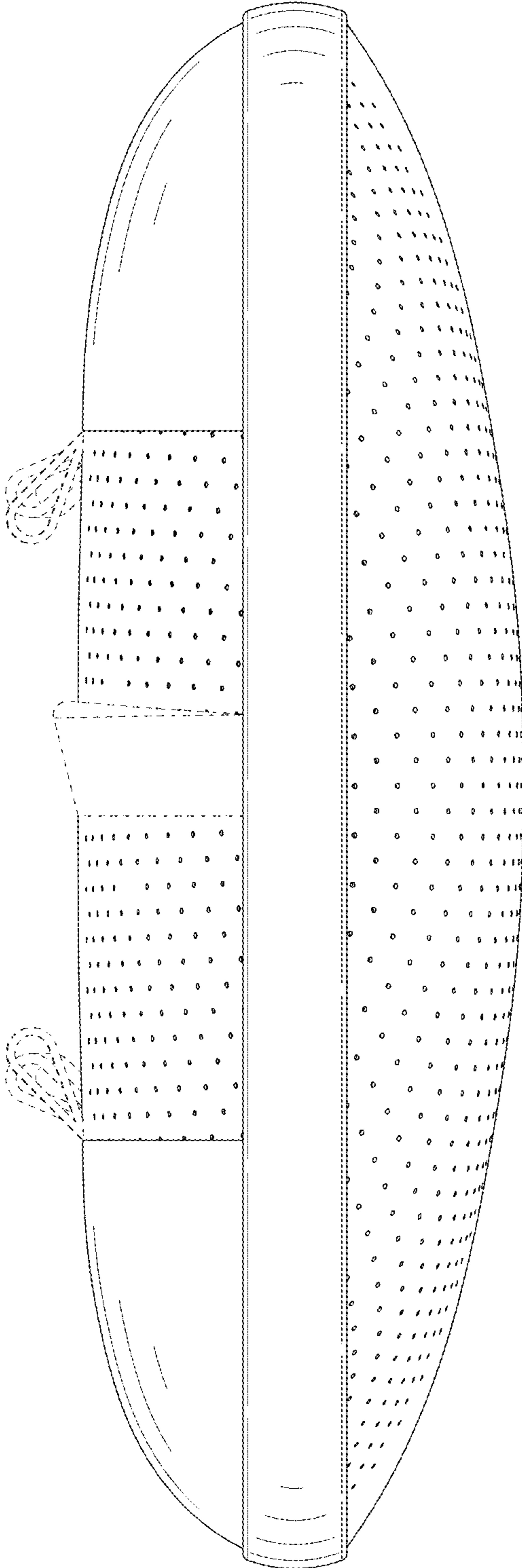


FIG. 7

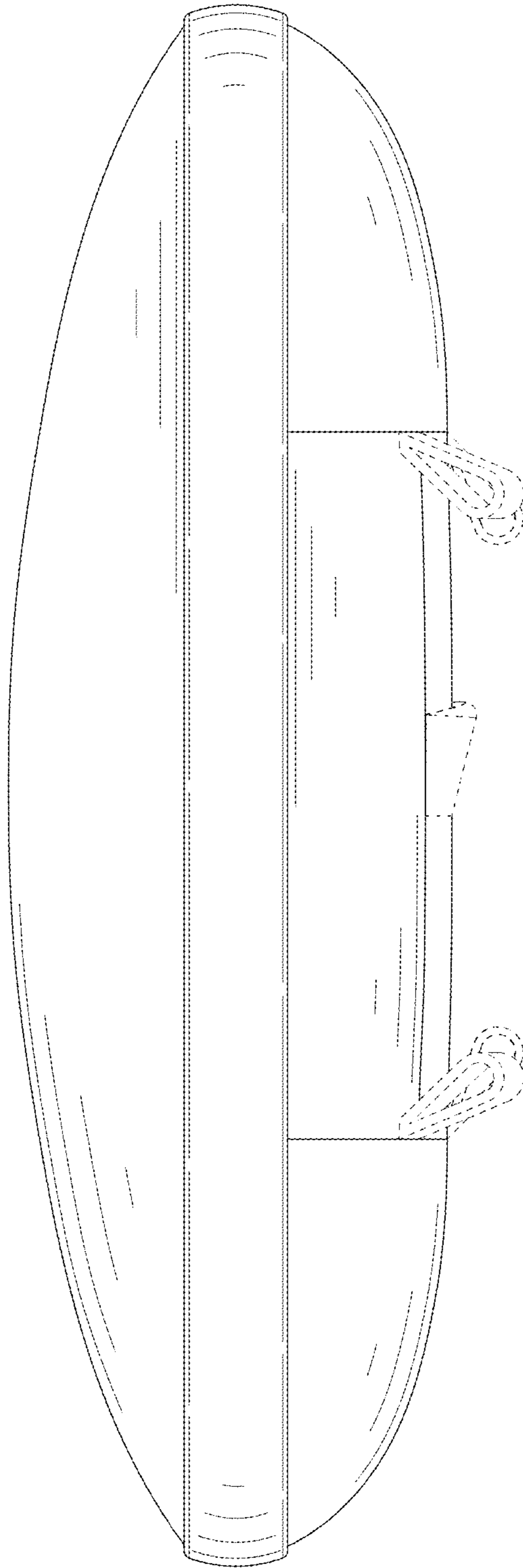


FIG. 8

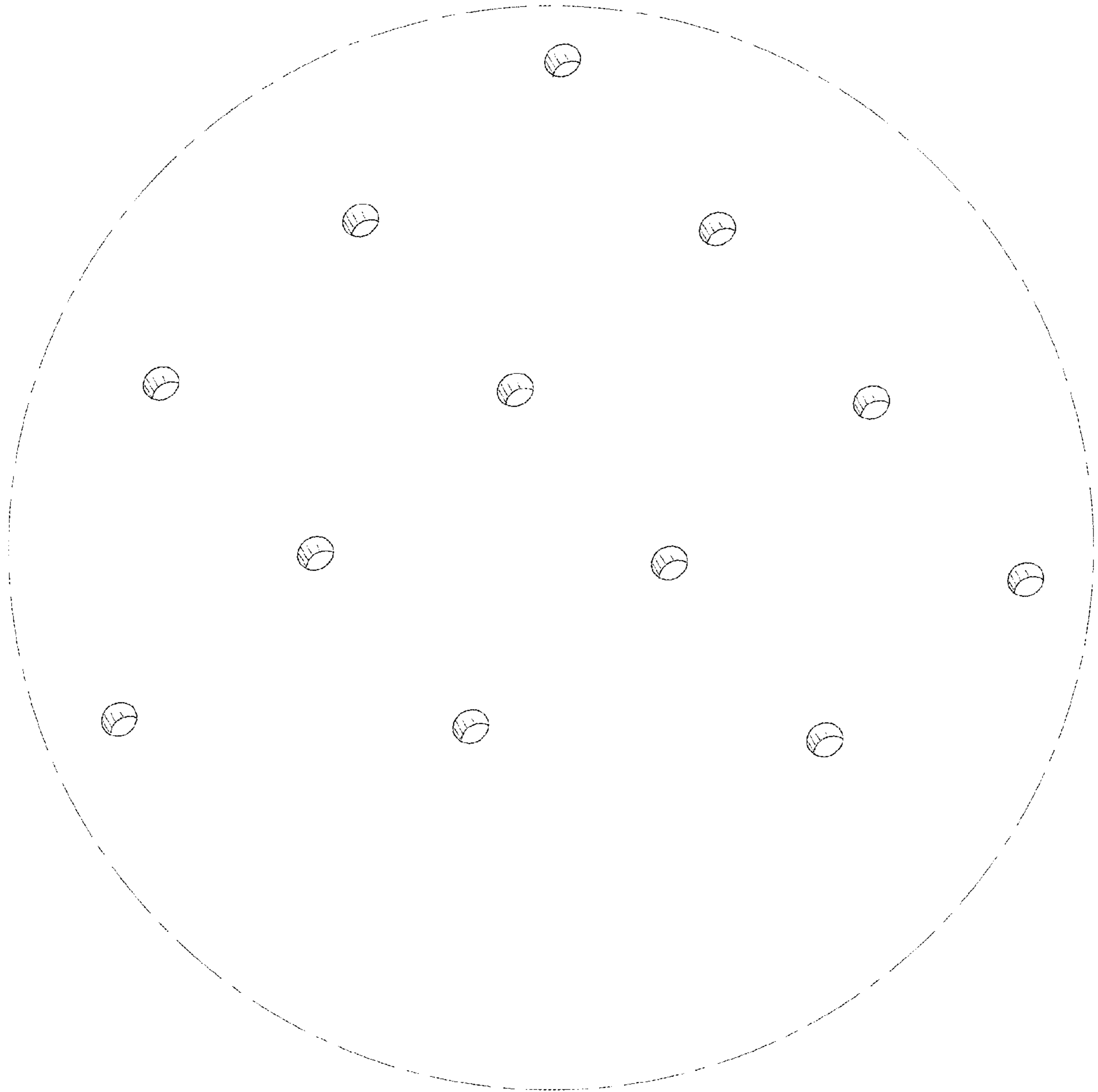


FIG. 9