



US00D987957S

(12) **United States Design Patent**  
**Zhang**

(10) **Patent No.:** **US D987,957 S**  
(45) **Date of Patent:** **\*\* Jun. 6, 2023**

- (54) **SOLE**
- (71) Applicant: **Shuai Zhang**, Zibo (CN)
- (72) Inventor: **Shuai Zhang**, Zibo (CN)
- (\*\*) Term: **15 Years**
- (21) Appl. No.: **29/848,349**
- (22) Filed: **Aug. 2, 2022**
- (51) **LOC (14) Cl.** ..... **02-04**
- (52) **U.S. Cl.**  
USPC ..... **D2/953; D2/947; D2/951; D2/952;**  
**D2/957; D2/959; D2/960**
- (58) **Field of Classification Search**  
USPC ..... D2/902, 906, 908, 916, 918, 925,  
D2/946-962, 977, 965-967; 36/3 B,  
36/22 R, 24.5, 25 R, 28, 32 R, 34 R,  
36/59 C, 67 A, 103  
CPC ..... A43B 13/00; A43B 13/02; A43B 13/023;  
A43B 13/026; A43B 13/04; A43B 13/08;  
A43B 13/10; A43B 13/12; A43B 13/14;  
A43B 13/141; A43B 13/143; A43B  
13/16; A43B 13/18; A43B 13/181; A43B  
13/187; A43B 13/189; A43B 13/20; A43B  
13/22; A43B 13/223; A43B 13/24; A43B  
13/28; A43B 13/30; A43B 13/32; A43B  
13/34; A43B 13/36  
See application file for complete search history.

- (56) **References Cited**  
U.S. PATENT DOCUMENTS  
D241,484 S \* 9/1976 Caetano ..... D2/954  
4,449,307 A \* 5/1984 Stubblefield ..... A43B 13/223  
36/114  
D281,543 S \* 12/1985 Nagano ..... D2/955  
D281,641 S \* 12/1985 Shiki ..... D2/955  
D378,871 S \* 4/1997 Hatfield ..... D2/954  
D398,748 S \* 9/1998 Hatfield ..... D2/954

- 6,199,302 B1 \* 3/2001 Kayano ..... A43B 13/181  
36/144
- D618,894 S \* 7/2010 Tæstensen ..... D2/951
- D683,117 S \* 5/2013 Truelsen ..... D2/951
- D712,127 S \* 9/2014 Hazzouri ..... D2/951
- D734,930 S \* 7/2015 Bikowski ..... D2/951
- D802,261 S \* 11/2017 Stillwagon ..... D2/952
- D854,294 S \* 7/2019 McMillan ..... D2/947
- D861,297 S \* 10/2019 DiGangi ..... D2/947
- D866,142 S \* 11/2019 Kanata ..... D2/951
- D875,358 S \* 2/2020 Vella ..... D2/947
- D875,360 S \* 2/2020 Vella ..... A43B 13/04  
D2/947
- D875,383 S \* 2/2020 Mace ..... A43B 13/04  
D2/977
- D887,691 S \* 6/2020 Vella ..... D2/947
- D889,090 S \* 7/2020 Taylor ..... D2/951
- D889,101 S \* 7/2020 Jones ..... D2/951
- D889,798 S \* 7/2020 Vella ..... D2/947

(Continued)

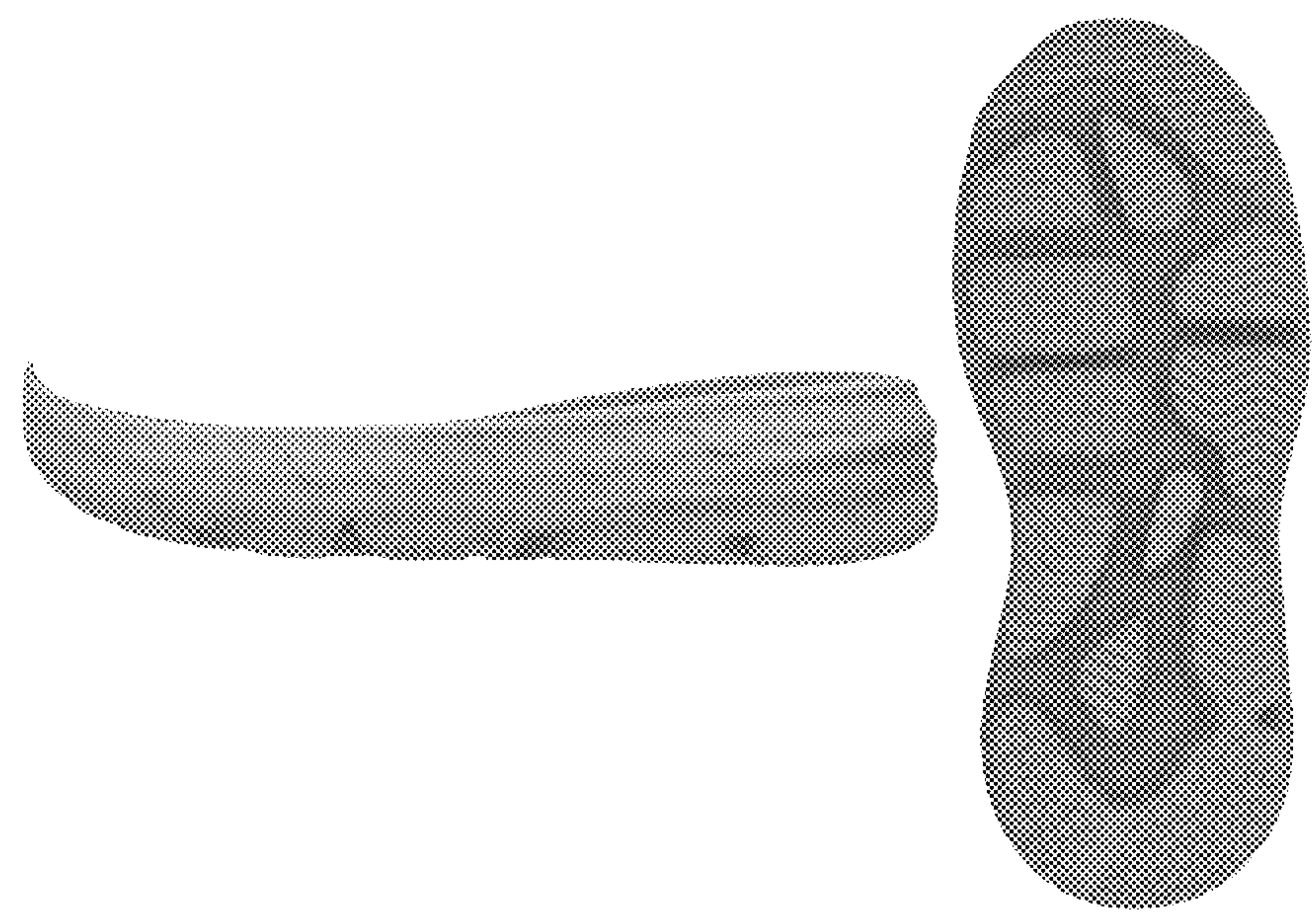
*Primary Examiner* — T Chase Nelson  
(74) *Attorney, Agent, or Firm* — Rumit Ranjit Kanakia

(57) **CLAIM**  
The ornamental design for a sole, as shown and described.

**DESCRIPTION**

FIG. 1 is a first perspective view of a sole showing my new design;  
FIG. 2 is a second perspective view thereof;  
FIG. 3 is a front view thereof;  
FIG. 4 is a back view thereof;  
FIG. 5 is a left side view thereof;  
FIG. 6 is a right side view thereof;  
FIG. 7 is a top view thereof; and,  
FIG. 8 is a bottom view thereof.  
The broken lines and greyed-out, low contrast areas bounded by the broken lines depict portions of the sole that form no part of the claimed design.

**1 Claim, 8 Drawing Sheets**



(56)

References Cited

U.S. PATENT DOCUMENTS

D889,815	S	*	7/2020	Mace	.....	A43B 13/026	
							D2/977
D890,492	S	*	7/2020	Jones	.....	D2/951	
D891,051	S	*	7/2020	Smith	.....	D2/947	
D892,481	S	*	8/2020	Fontaine	.....	D2/947	
D899,051	S	*	10/2020	Radabaugh	.....	D2/951	
D905,402	S	*	12/2020	McMillan	.....	D2/951	
D911,687	S	*	3/2021	Xanthos	.....	D2/954	
10,959,488	B2	*	3/2021	Youngs	.....	A43B 13/04	
D917,849	S	*	5/2021	Rinella	.....	D2/947	
D917,855	S	*	5/2021	Maulid	.....	D2/947	
D922,045	S		6/2021	Goussev et al.			
D923,925	S	*	7/2021	Bramani	.....	D2/947	
D929,718	S	*	9/2021	Hardy	.....	D2/952	
D930,333	S	*	9/2021	Miner	.....	D2/947	
D935,153	S		11/2021	Cui			
D935,157	S		11/2021	Cui			
D941,564	S	*	1/2022	Street	.....	D2/947	
D943,883	S	*	2/2022	Bertelli	.....	D2/947	
D951,606	S	*	5/2022	Lin	.....	D2/951	
D953,002	S	*	5/2022	Mazza	.....	D2/955	
D955,713	S	*	6/2022	Gibson	.....	D2/951	
D955,717	S	*	6/2022	Gibson	.....	D2/951	
D955,718	S	*	6/2022	Gibson	.....	D2/954	
D967,615	S	*	10/2022	Roman	.....	D2/952	
D968,061	S	*	11/2022	Xie	.....	D2/947	
D972,823	S	*	12/2022	Amago	.....	D2/951	
2022/0346492	A1	*	11/2022	Jenkins	.....	A43B 13/026	

\* cited by examiner





FIG.1



FIG.2

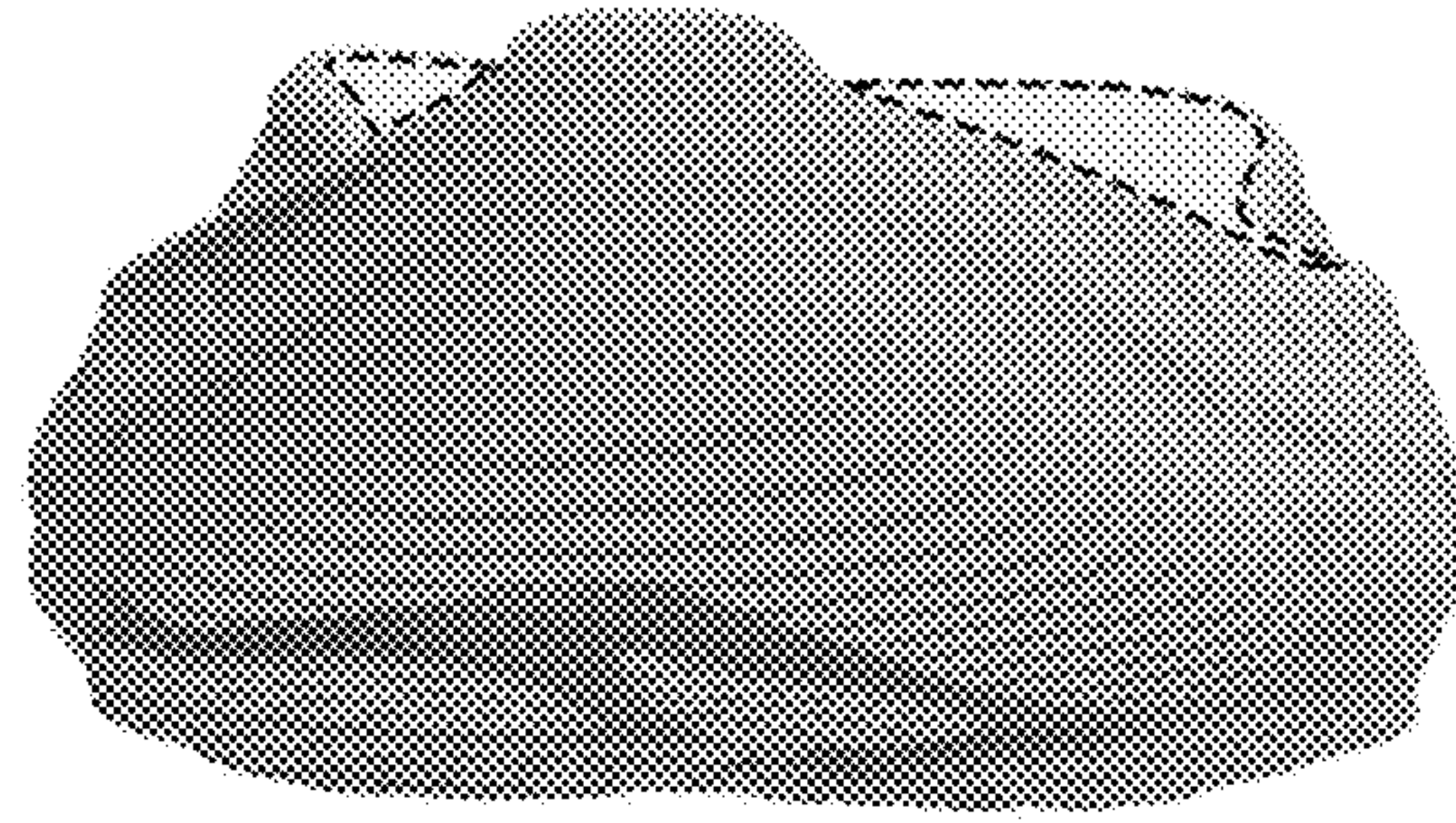


FIG.3






FIG.4




FIG.5




FIG.6






FIG.7



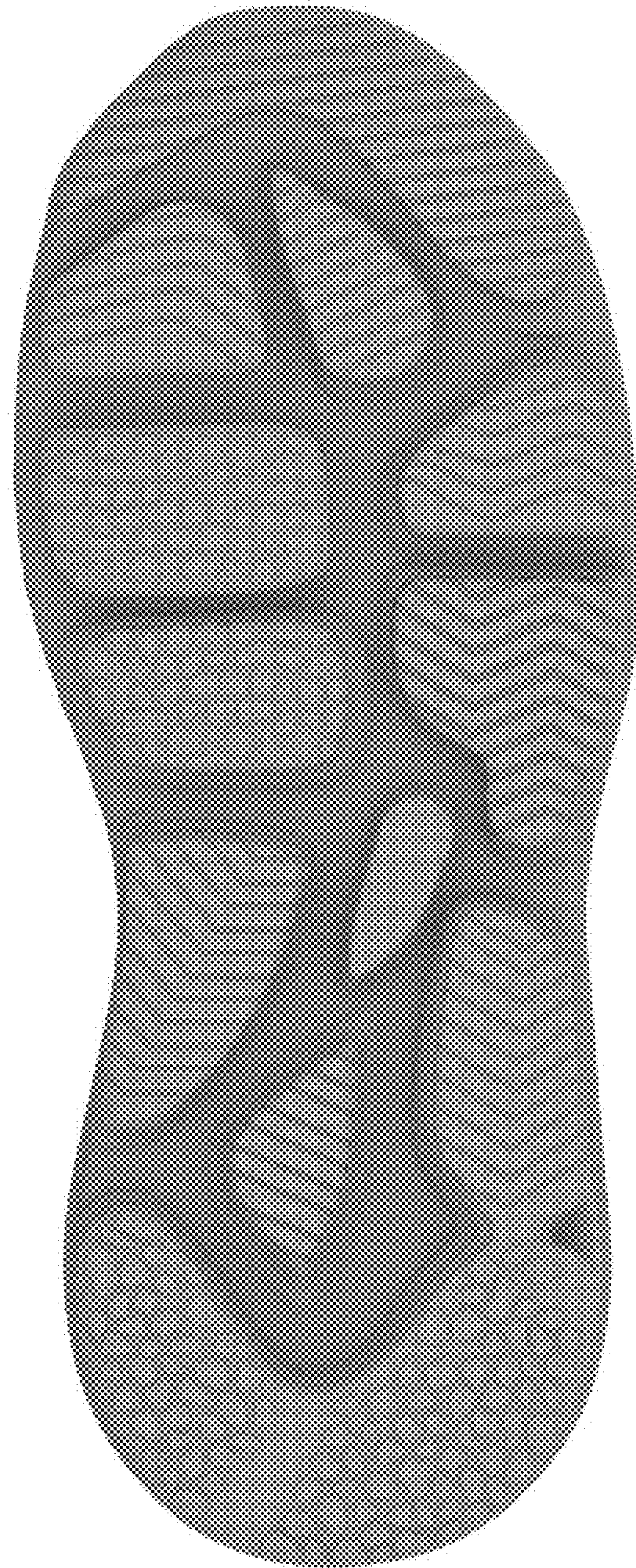


FIG. 8