



US00D987948S

(12) **United States Design Patent**
Zhang

(10) **Patent No.:** **US D987,948 S**

(45) **Date of Patent:** **** Jun. 6, 2023**

- (54) **ANGLERFISH SLIPPER**
- (71) Applicant: **Huanchen Zhang**, Shenzhen (CN)
- (72) Inventor: **Huanchen Zhang**, Shenzhen (CN)
- (**) Term: **15 Years**
- (21) Appl. No.: **29/885,204**
- (22) Filed: **Feb. 22, 2023**
- (51) **LOC (14) Cl.** **02-04**
- (52) **U.S. Cl.**
USPC **D2/919; D2/898; D2/899**
- (58) **Field of Classification Search**
USPC D2/896-900, 903, 916-923, 946, 969
CPC A43B 1/00; A43B 1/10; A43B 1/14; A43B
3/00; A43B 3/10; A43B 3/12; A43B 5/00;
A43B 5/08; A43B 23/00; A43B 23/02;
A43B 23/06
See application file for complete search history.

- D742,104 S * 11/2015 Sutton D2/919
- D804,153 S * 12/2017 Stahl D2/900
- D866,930 S * 11/2019 Chenciner D2/903
- D896,480 S * 9/2020 Chen D2/919
- D950,902 S 5/2022 Liu
- D963,999 S 9/2022 Kaiser
- D970,161 S 11/2022 Xi

* cited by examiner

Primary Examiner — Rashida C. Walshon

(74) *Attorney, Agent, or Firm* — Rumit Ranjit Kanakia

(57) **CLAIM**

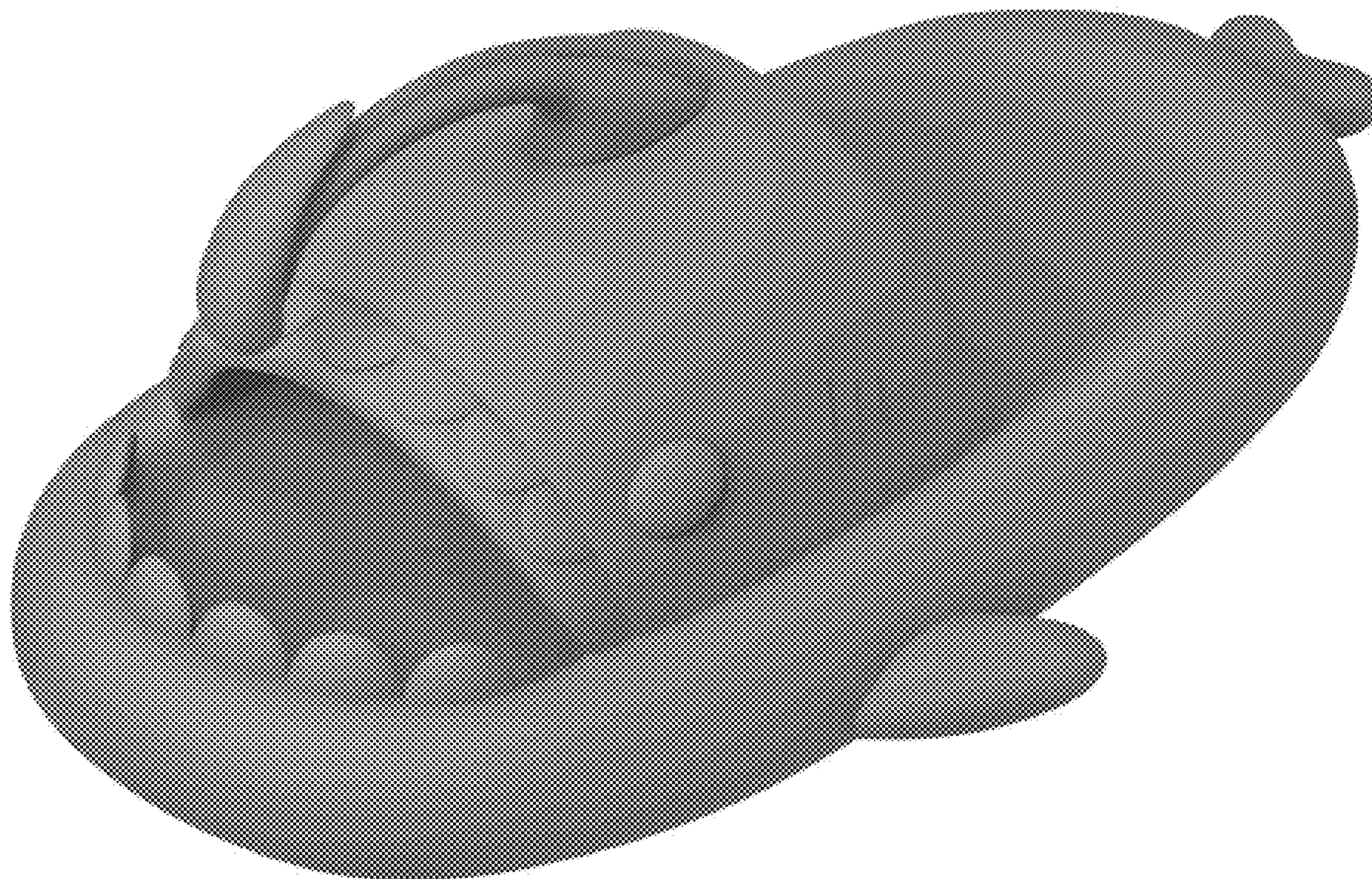
The ornamental design for an anglerfish slipper, as shown and described.

DESCRIPTION

FIG. 1 is a first perspective view of an anglerfish slipper showing my new design;
 FIG. 2 is a second perspective view thereof;
 FIG. 3 is a front view thereof;
 FIG. 4 is a back view thereof;
 FIG. 5 is a left side view thereof;
 FIG. 6 is a right side view thereof;
 FIG. 7 is a top view thereof; and,
 FIG. 8 is a bottom view thereof.

1 Claim, 8 Drawing Sheets

- (56) **References Cited**
U.S. PATENT DOCUMENTS
D575,036 S * 8/2008 Smith D2/900
D577,178 S * 9/2008 Smith D2/900
D587,436 S * 3/2009 LaFazia D2/900
D587,880 S * 3/2009 LaFazia D2/900
D657,537 S * 4/2012 Rusnak D2/952



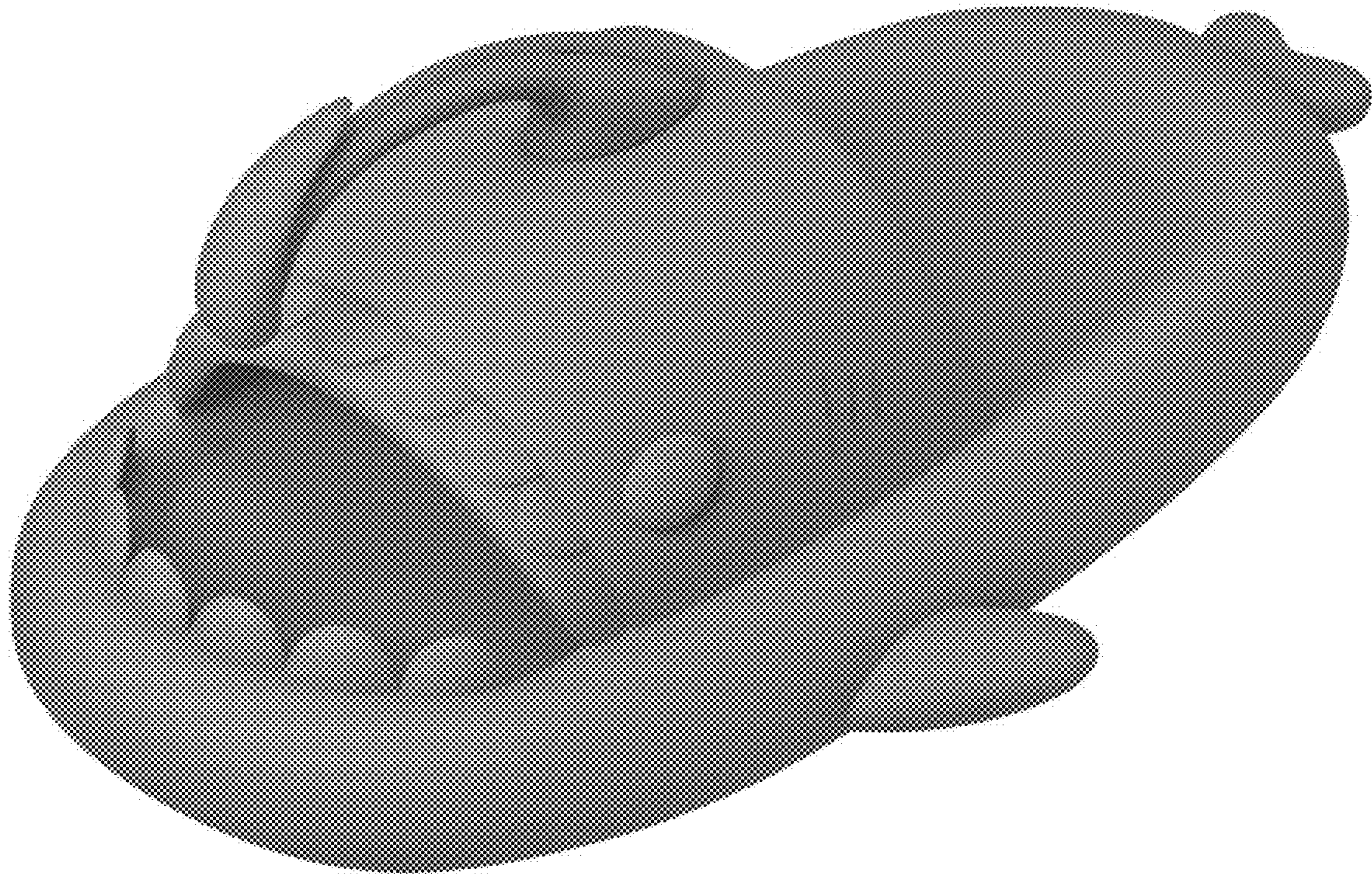


FIG. 1




FIG. 2




FIG. 3




FIG. 4




FIG. 5




FIG. 6

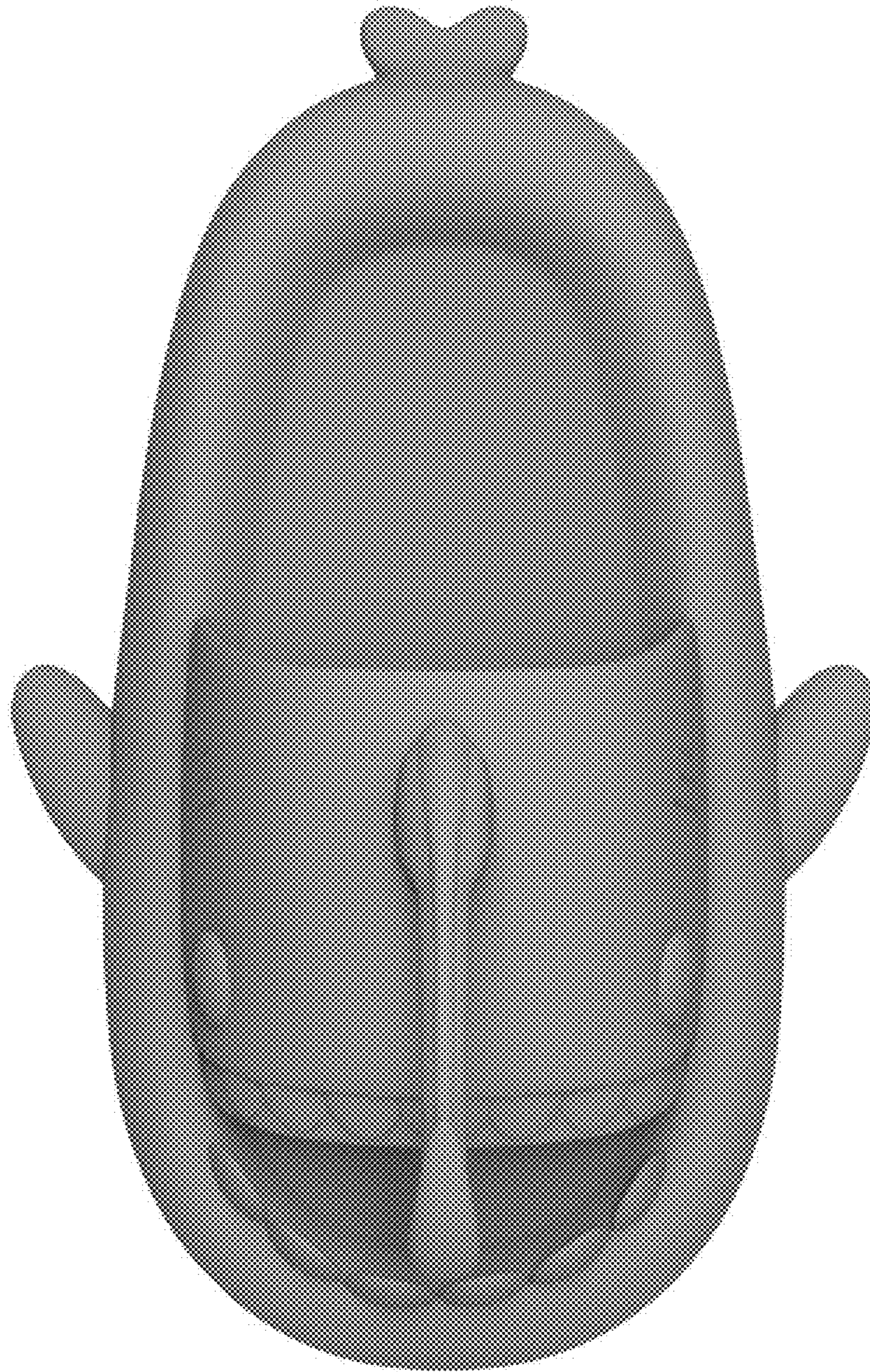


FIG. 7




FIG. 8