



US00D987900S

(12) **United States Design Patent** (10) **Patent No.:** **US D987,900 S**
He (45) **Date of Patent:** **** May 30, 2023**

(54) **FOOT FILE**
(71) Applicant: **Rongchao He**, Guangdong (CN)
(72) Inventor: **Rongchao He**, Guangdong (CN)
(**) Term: **15 Years**

D870,387 S * 12/2019 Sherrill D28/57
D886,384 S * 6/2020 Khubani D28/59
D888,342 S * 6/2020 Fan D24/146
D893,029 S * 8/2020 Qun D24/146
D906,833 S * 1/2021 Sheerin D9/707
D915,591 S * 4/2021 Cao D24/146
D945,705 S * 3/2022 Lu D28/58
11,425,126 B1 * 8/2022 Horal H04L 63/20

(21) Appl. No.: **29/842,457**
(22) Filed: **Jun. 14, 2022**

Related U.S. Application Data

(63) Continuation-in-part of application No. 29/841,639, filed on Jun. 7, 2022.
(51) **LOC (14) Cl.** **28-03**
(52) **U.S. Cl.**
USPC **D28/59**
(58) **Field of Classification Search**
USPC D28/59, 56, 57, 62, 8.1, 8.2; D24/133, D24/146
CPC A45D 29/00; A45D 29/18; A45D 2200/1054; A45D 2200/10
See application file for complete search history.

(56) **References Cited**

U.S. PATENT DOCUMENTS

D596,353 S * 7/2009 Yang D28/59
D596,802 S * 7/2009 Yang D28/59
D643,153 S * 8/2011 Howlett D28/59
D646,387 S * 10/2011 Bast D8/83
D676,606 S * 2/2013 Byun D28/59
D703,869 S * 4/2014 Franck D28/59
D734,546 S * 7/2015 Baker D6/601
D737,444 S * 8/2015 Mueller D24/147
D745,153 S * 12/2015 Dowdell D24/146
D825,847 S * 8/2018 Wissmann D28/8.1

OTHER PUBLICATIONS

Glass Pedicure Cracked Corns Callus Remover Feet Rasp Blue, By: Menolana found on Walmart (Sep. 1, 2022) <https://www.walmart.com/ip/Glass-Pedicure-Foot-Files-Cracked-Hard-Skin-Corns-Callus-Remover-Feet-Rasp-Blue/359361734?wmlspartner> (Mar. 2, 2022).*

* cited by examiner

Primary Examiner — Rebecca Tsehaye
(74) *Attorney, Agent, or Firm* — Che-Yang Chen; Law Office of Michael Chen


(57) **CLAIM**

The ornamental design for a foot file, as shown and described.

DESCRIPTION

FIG. 1 is a perspective view of the foot file showing my new design;
FIG. 2 is a perspective view thereof from another angle;
FIG. 3 is a front elevational view thereof;
FIG. 4 is a rear elevational view thereof;
FIG. 5 is a left side elevational view thereof;
FIG. 6 is a right side elevational view thereof;
FIG. 7 is a top plan view thereof; and,
FIG. 8 is a bottom plan view thereof.

1 Claim, 8 Drawing Sheets



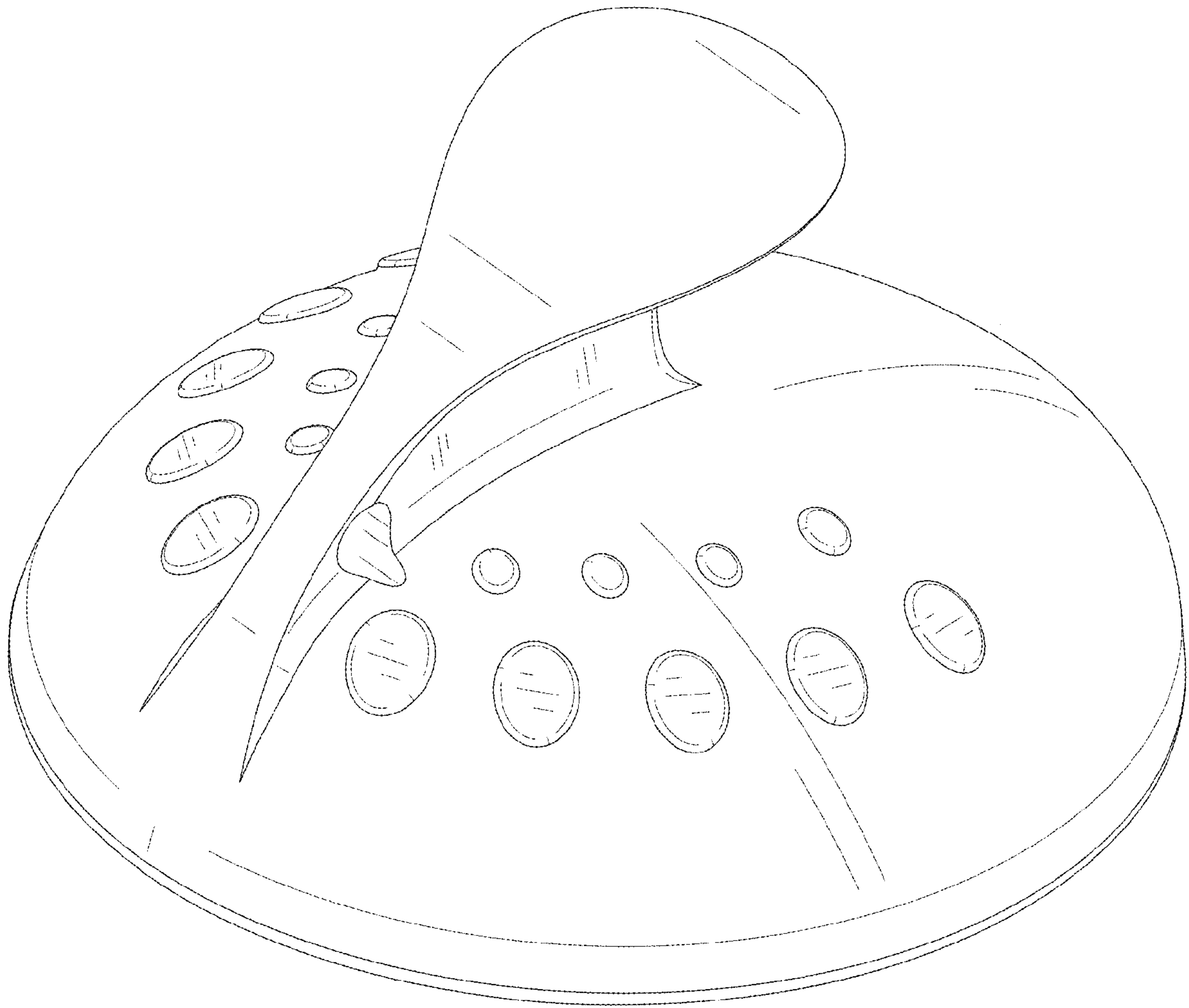


FIG. 1

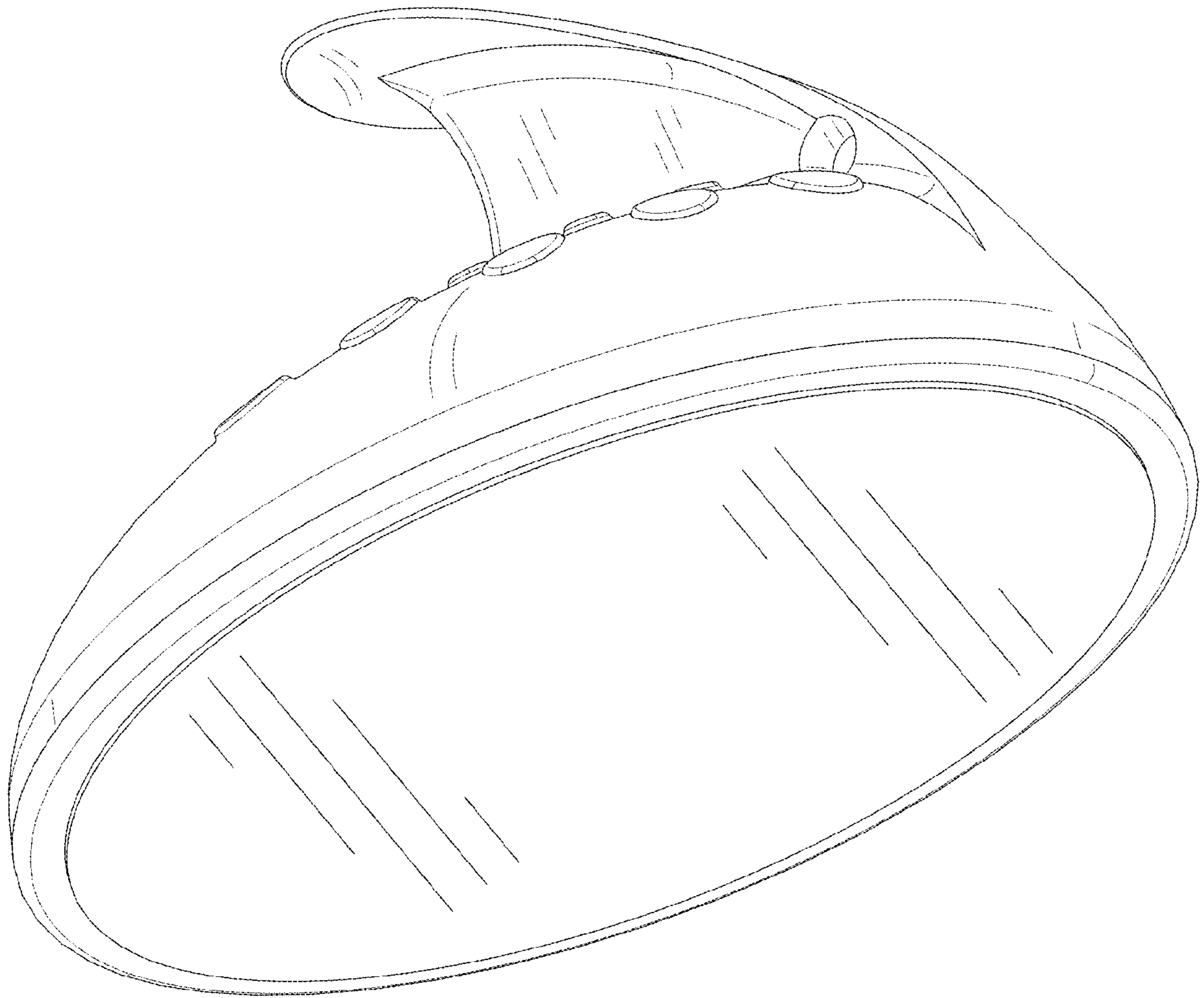


FIG. 2

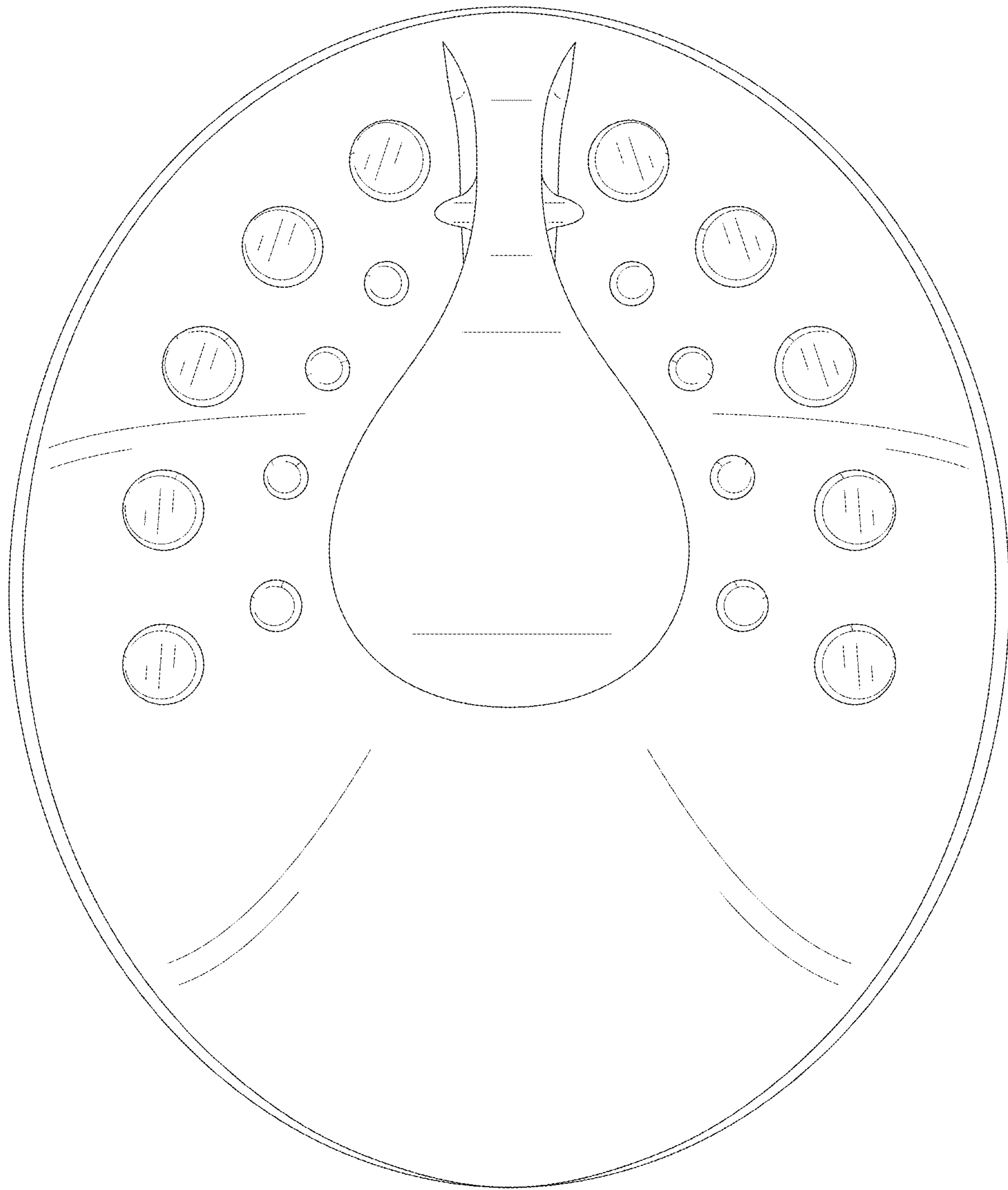


FIG. 3




FIG. 4

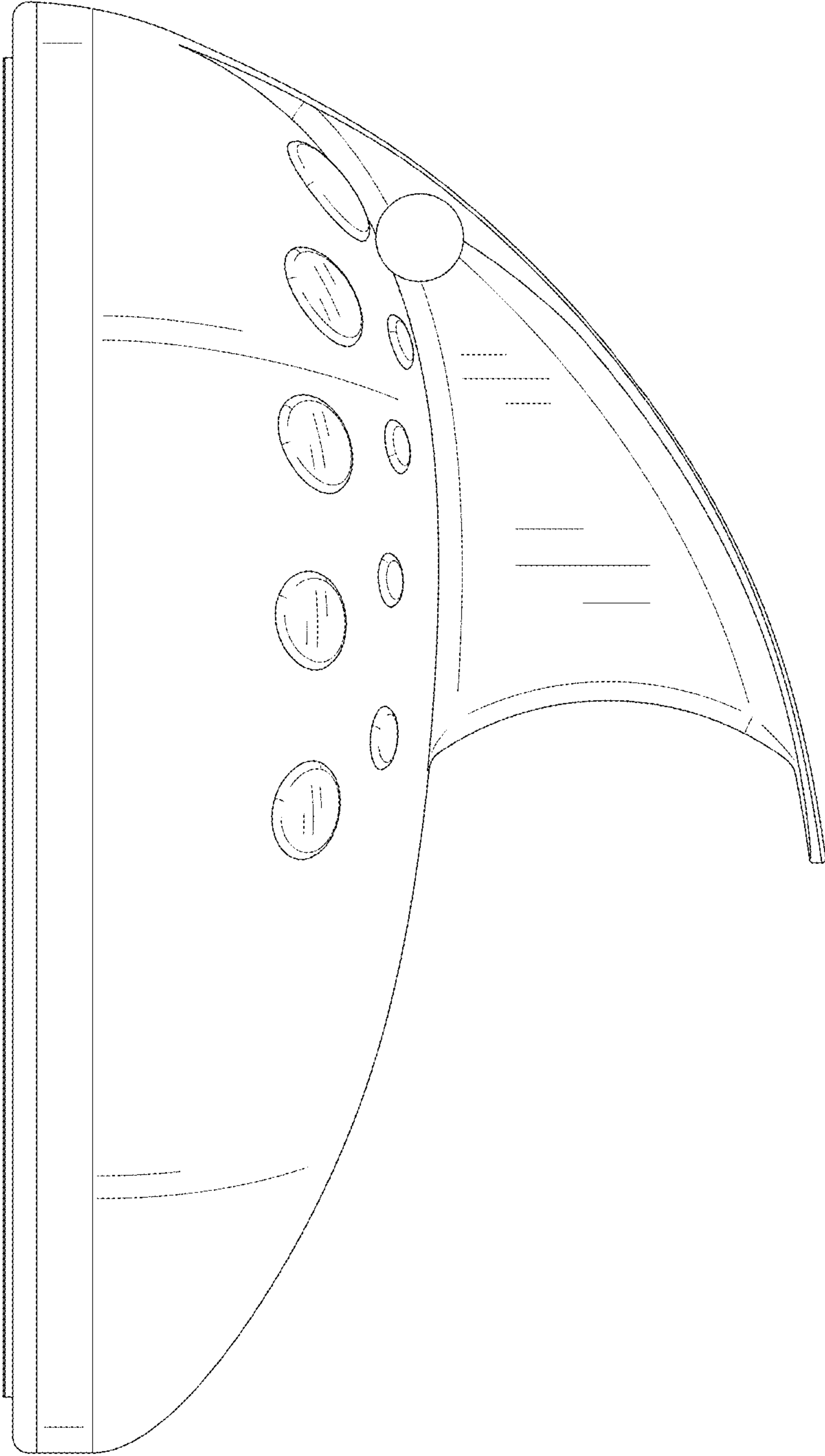


FIG. 5

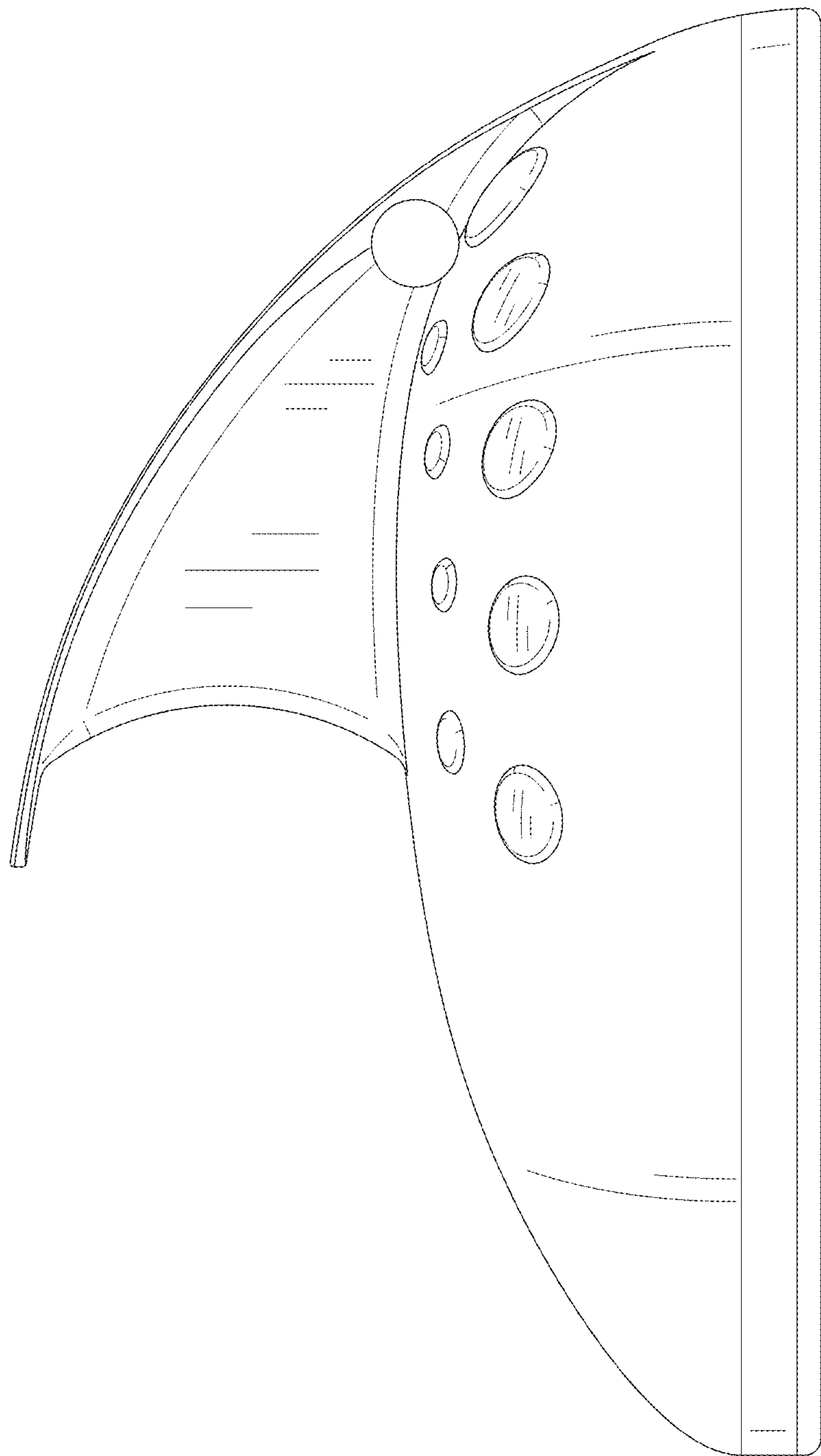


FIG. 6




FIG. 7

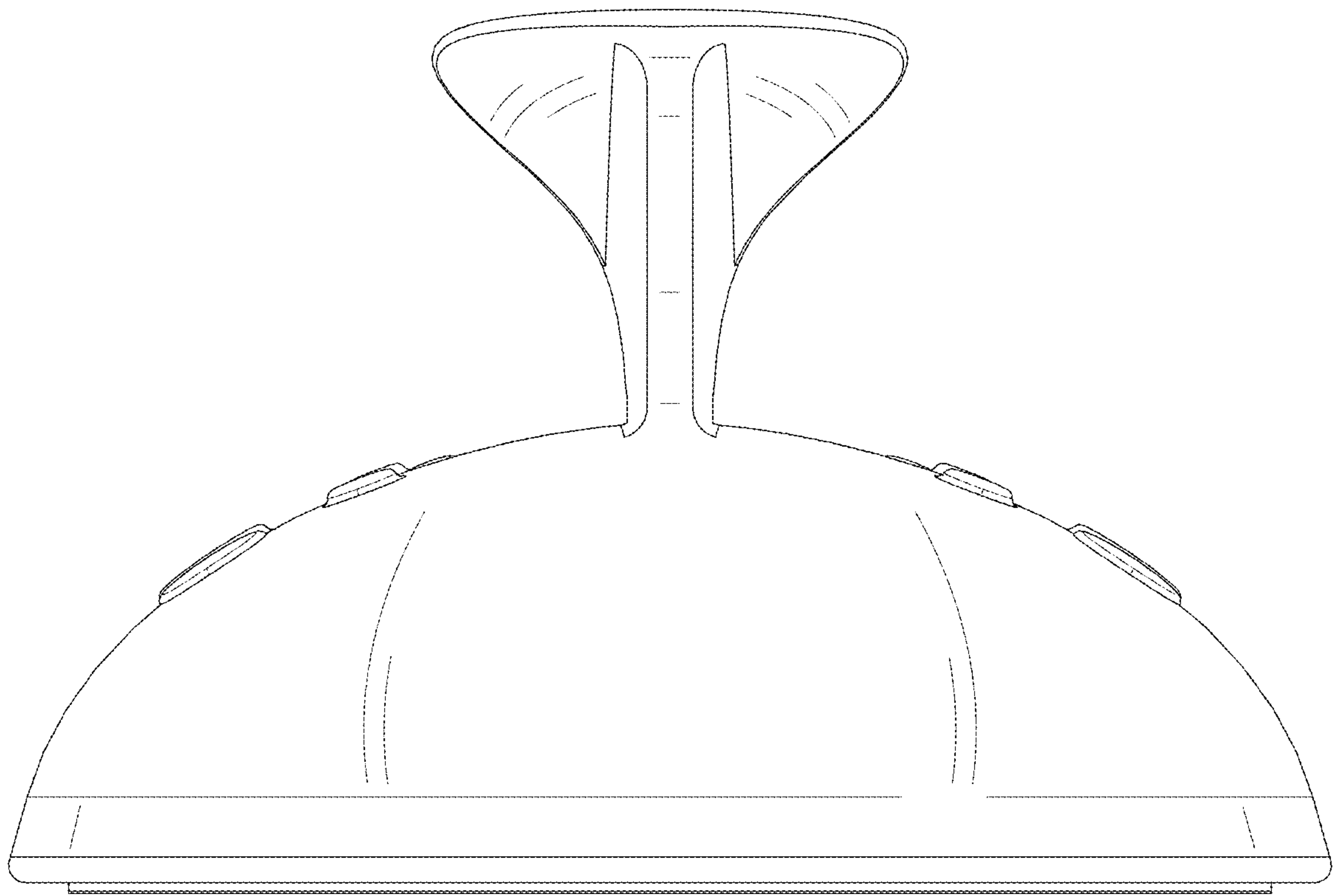


FIG. 8