



US00D987899S

(12) **United States Design Patent** (10) **Patent No.:** **US D987,899 S**
Kim (45) **Date of Patent:** **** May 30, 2023**

(54) **FOOT FILE**

(71) Applicant: **Sang Oh Kim**, Siheung-si (KR)

(72) Inventor: **Sang Oh Kim**, Siheung-si (KR)

(**) Term: **15 Years**

(21) Appl. No.: **29/761,996**

(22) Filed: **Dec. 14, 2020**

(30) **Foreign Application Priority Data**

Sep. 9, 2020 (KR) 30-2020-0042941

(51) **LOC (14) Cl.** **28-03**

(52) **U.S. Cl.**
USPC **D28/59; D7/678**

(58) **Field of Classification Search**
USPC D7/678; D28/59; D24/147
CPC A45D 29/00; A45D 29/04; A45D 29/12;
A45D 2029/045; A61B 17/54; A47J
43/25

See application file for complete search history.

(56) **References Cited**

U.S. PATENT DOCUMENTS

D531,359 S * 10/2006 Ajootian D28/59
D604,459 S * 11/2009 Keller D28/59
D634,070 S * 3/2011 Nguyen D28/59
D666,463 S * 9/2012 Smith D7/678
D741,017 S * 10/2015 Exley D28/59
D756,719 S * 5/2016 Schuler D7/678
D757,503 S * 5/2016 Schuler D7/678
D799,283 S * 10/2017 McGuyer D7/678
D812,998 S * 3/2018 Huang D7/678
D819,208 S * 5/2018 Lam D24/147
D821,827 S * 7/2018 O'Halloran D7/678
D822,445 S * 7/2018 O'Halloran D7/678
D850,725 S * 6/2019 Menasche D28/59
D884,276 S * 5/2020 Perez D28/59
D902,672 S * 11/2020 Kim D7/678

D953,126 S * 5/2022 O'Halloran D7/669
D966,612 S * 10/2022 Tang D28/59
2002/0153019 A1 * 10/2002 Ayzman A45D 29/04
132/76.5
2003/0035693 A1 * 2/2003 Chalfant C23F 1/04
407/29.15
2015/0272396 A1 * 10/2015 Smith A47J 43/25
241/95
2017/0354438 A1 * 12/2017 Nguyen A61B 17/54

FOREIGN PATENT DOCUMENTS

EP 3530162 A1 * 8/2019 A47J 43/25
WO WO-2019132271 A1 * 7/2019 A61B 17/54

OTHER PUBLICATIONS

Pedicure Callus Remover by MZBMCF, www.amazon.com, first available Jun. 2022, 1 page (Year: 2022).*

* cited by examiner

Primary Examiner — Jennifer Rivard
(74) *Attorney, Agent, or Firm* — ArentFox Schiff LLP

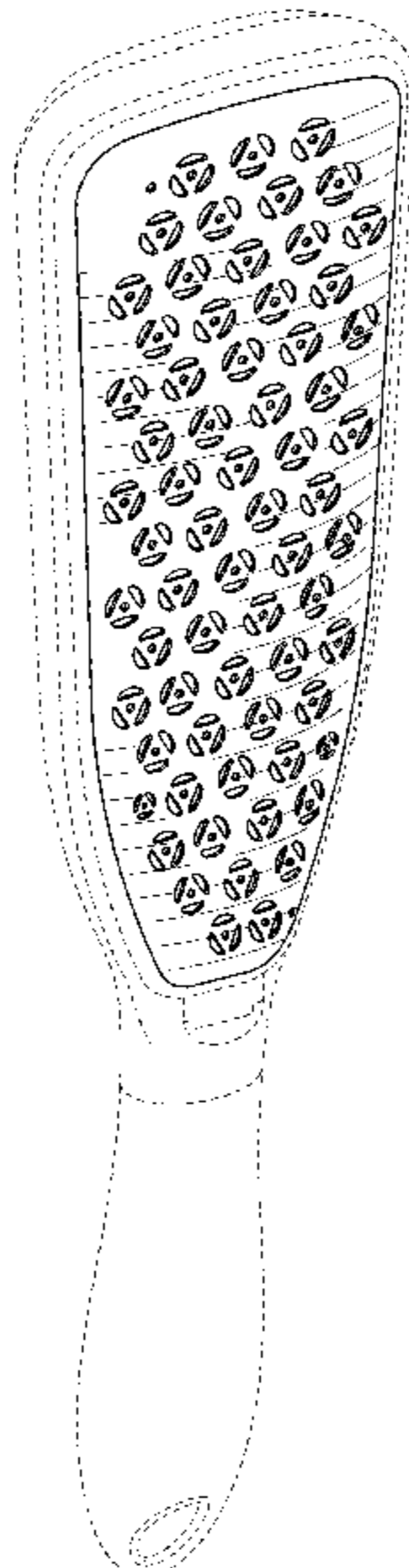
(57) **CLAIM**

The ornamental design for a foot file, as shown and described.

DESCRIPTION

FIG. 1 is a front, top perspective view of the foot file showing my new design;
FIG. 2 is a front view thereof;
FIG. 3 is a rear view thereof;
FIG. 4 is a right side view thereof;
FIG. 5 is a left side view of thereof,
FIG. 6 is a top view thereof; and,
FIG. 7 is a bottom view thereof.
The broken lines illustrate portions of the foot file and form no part of the claimed design.

1 Claim, 5 Drawing Sheets



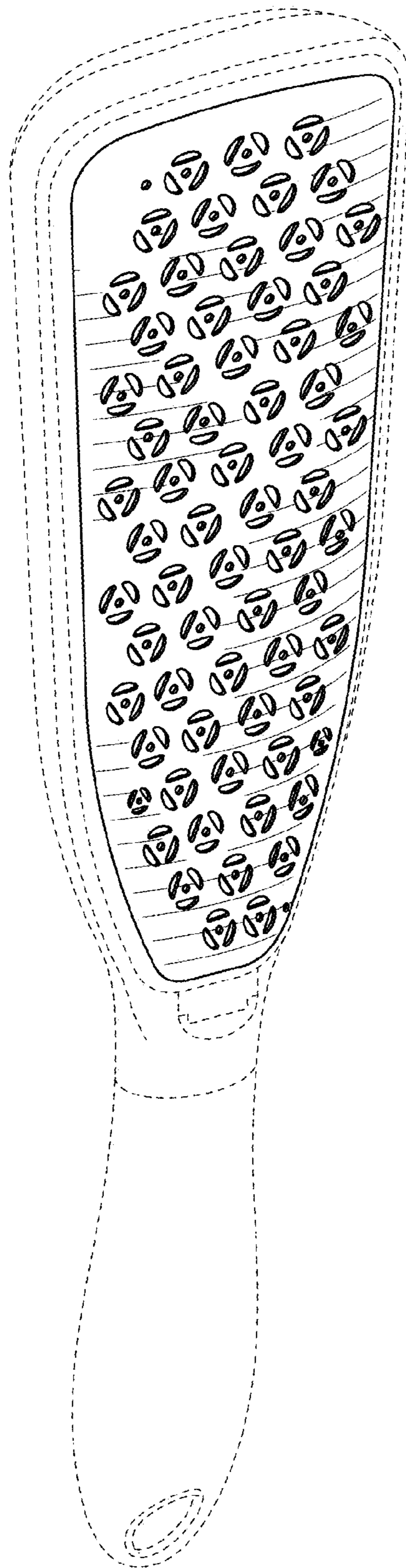


FIG. 1

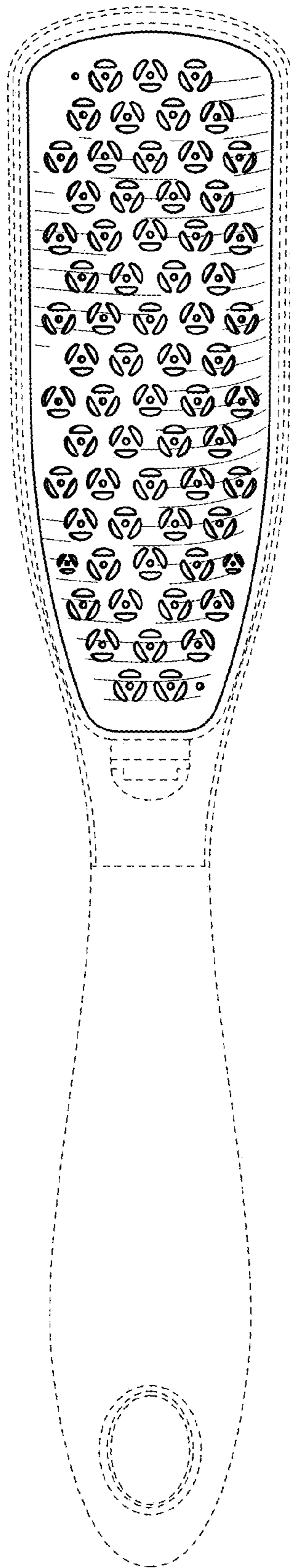


FIG. 2

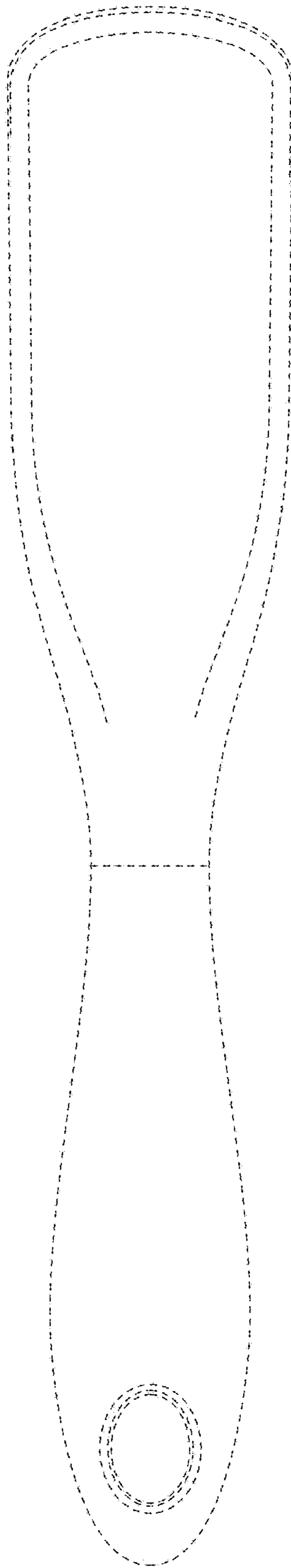


FIG. 3




FIG. 4




FIG. 5

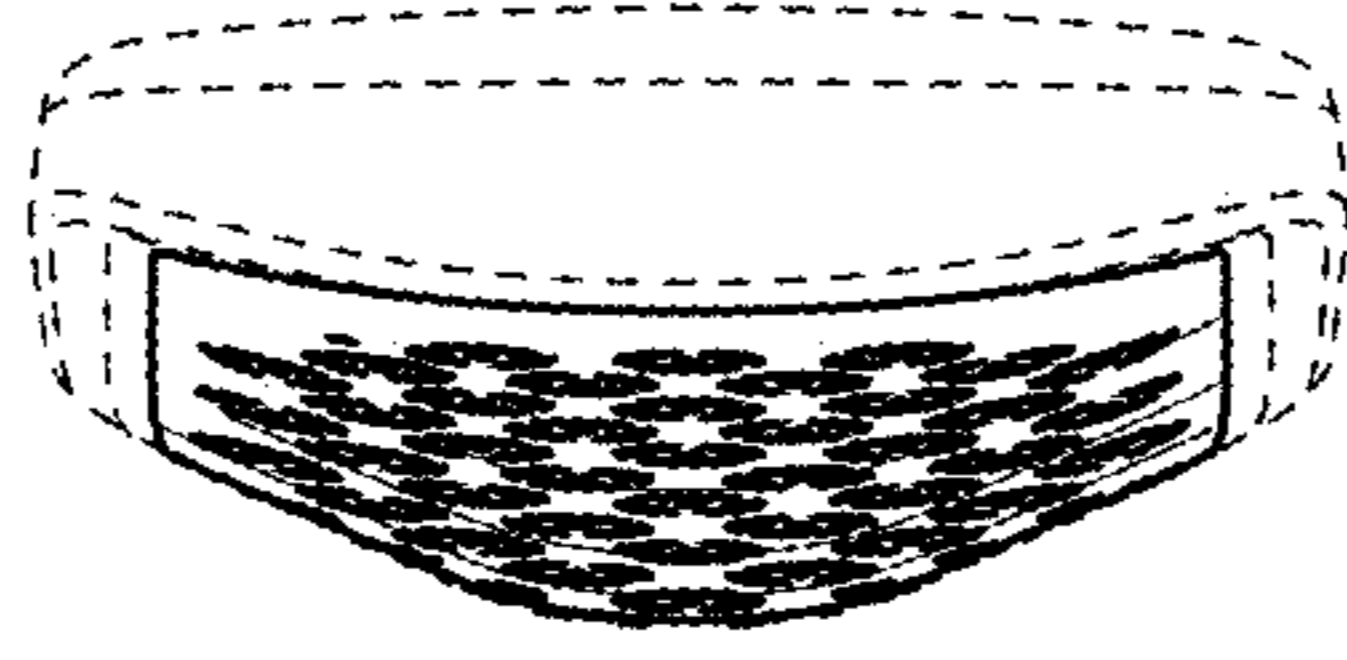


FIG. 6

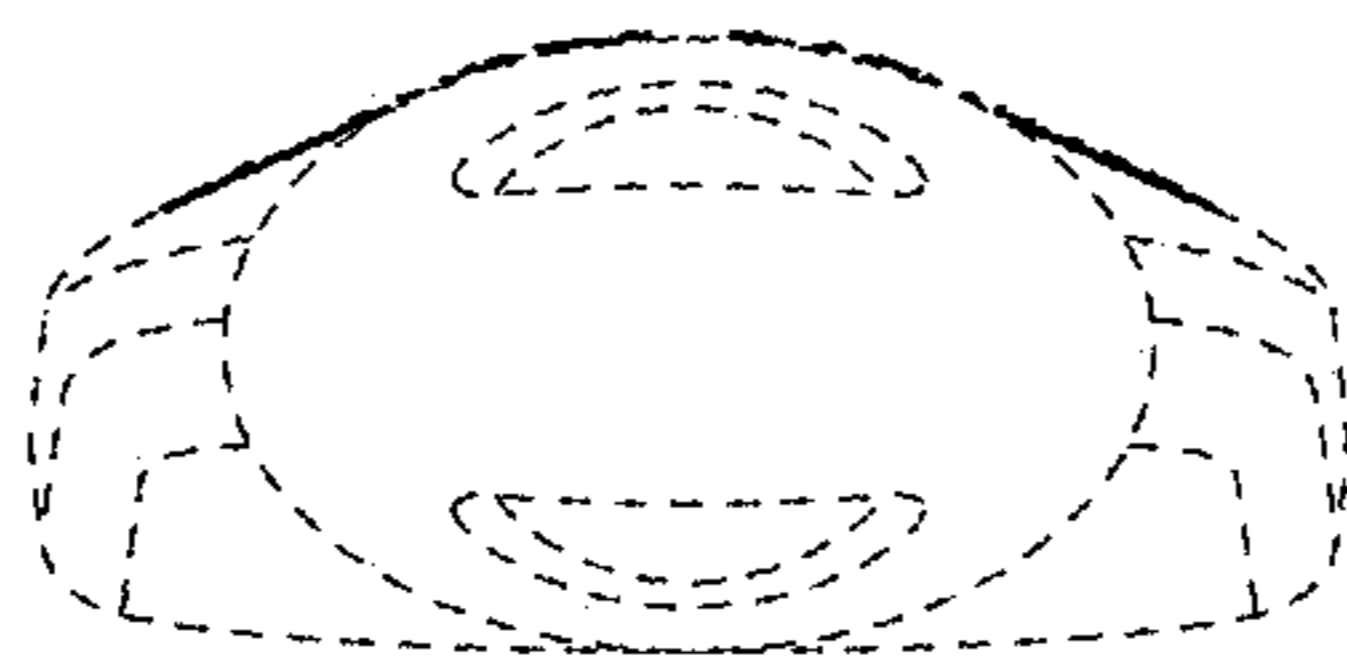


FIG. 7