



US00D987890S

(12) **United States Design Patent** (10) **Patent No.:** **US D987,890 S**
Stuart (45) **Date of Patent:** **** May 30, 2023**

(54) **MARIJUANA DISPENSER**
(71) Applicant: **William Stuart**, New York, NY (US)
(72) Inventor: **William Stuart**, New York, NY (US)
(**) Term: **15 Years**
(21) Appl. No.: **29/781,411**
(22) Filed: **Apr. 29, 2021**
(51) **LOC (14) Cl.** **27-02**
(52) **U.S. Cl.**
USPC **D27/162**
(58) **Field of Classification Search**
USPC D27/172, 183, 184, 186-189; D9/503,
D9/420, 435
CPC A24B 13/02; A24B 13/06; A24B 13/12;
A24B 13/16; A24B 13/00; A24F 15/02;
A24F 15/00
See application file for complete search history.

D953,613 S * 5/2022 Powell D27/162
D963,240 S * 9/2022 Ma D27/189
2020/0253280 A1* 8/2020 Thorsen H05B 6/10

* cited by examiner

Primary Examiner — Rebecca Tsehaye
(74) *Attorney, Agent, or Firm* — Barry Choobin; Patent
360

(57) **CLAIM**

The ornamental design for marijuana dispenser, as shown
and described.


DESCRIPTION

FIG. 1 is an isometric view from a top side of the marijuana
dispenser.
FIG. 2 is a front view of the marijuana dispenser.
FIG. 3 is a left side view of the marijuana dispenser.
FIG. 4 is a right side view of the marijuana dispenser.
FIG. 5 is a top view of the marijuana dispenser.
FIG. 6 is an isometric view from a top side of the marijuana
dispenser with the rotating top in an open position.
FIG. 7 is a front view of the marijuana dispenser with the
rotating top in an open position.
FIG. 8 is a left side view of the marijuana dispenser with the
rotating top in an open position.
FIG. 9 is a right-side view of the marijuana dispenser with
the rotating top in an open position; and,
FIG. 10 is a top view of the marijuana dispenser with the
rotating top in an open position.

(56) **References Cited**
U.S. PATENT DOCUMENTS

8,528,780 B2 * 9/2013 Houghton A24F 15/14
221/121
D824,100 S * 7/2018 Scott D27/172
D857,984 S * 8/2019 Zhu D27/162
D910,911 S * 2/2021 Kim D27/162
D914,275 S * 3/2021 Ouyang D27/162
D924,473 S * 7/2021 Powell D27/162
D928,393 S * 8/2021 Powell D27/162

1 Claim, 4 Drawing Sheets






FIG. 1




FIG. 2




FIG. 3



FIG. 4

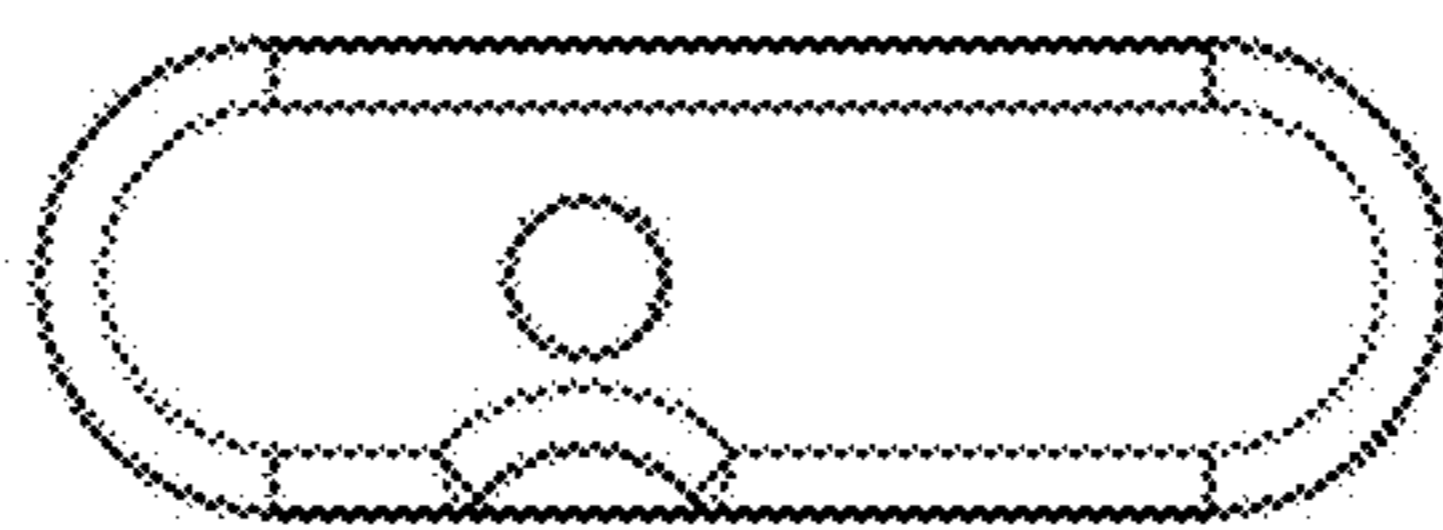


FIG. 5




FIG. 6




FIG. 7

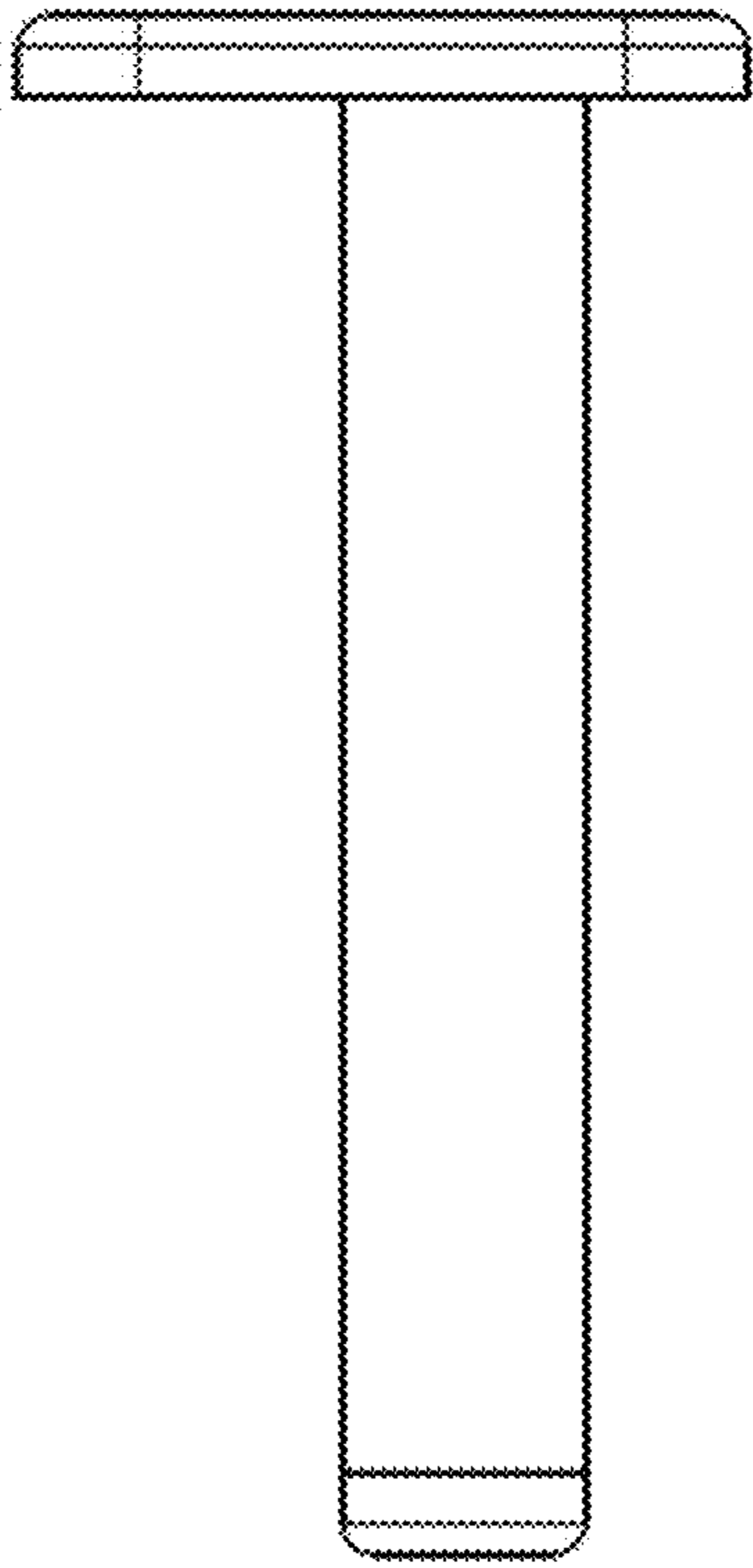


FIG. 8




FIG. 9

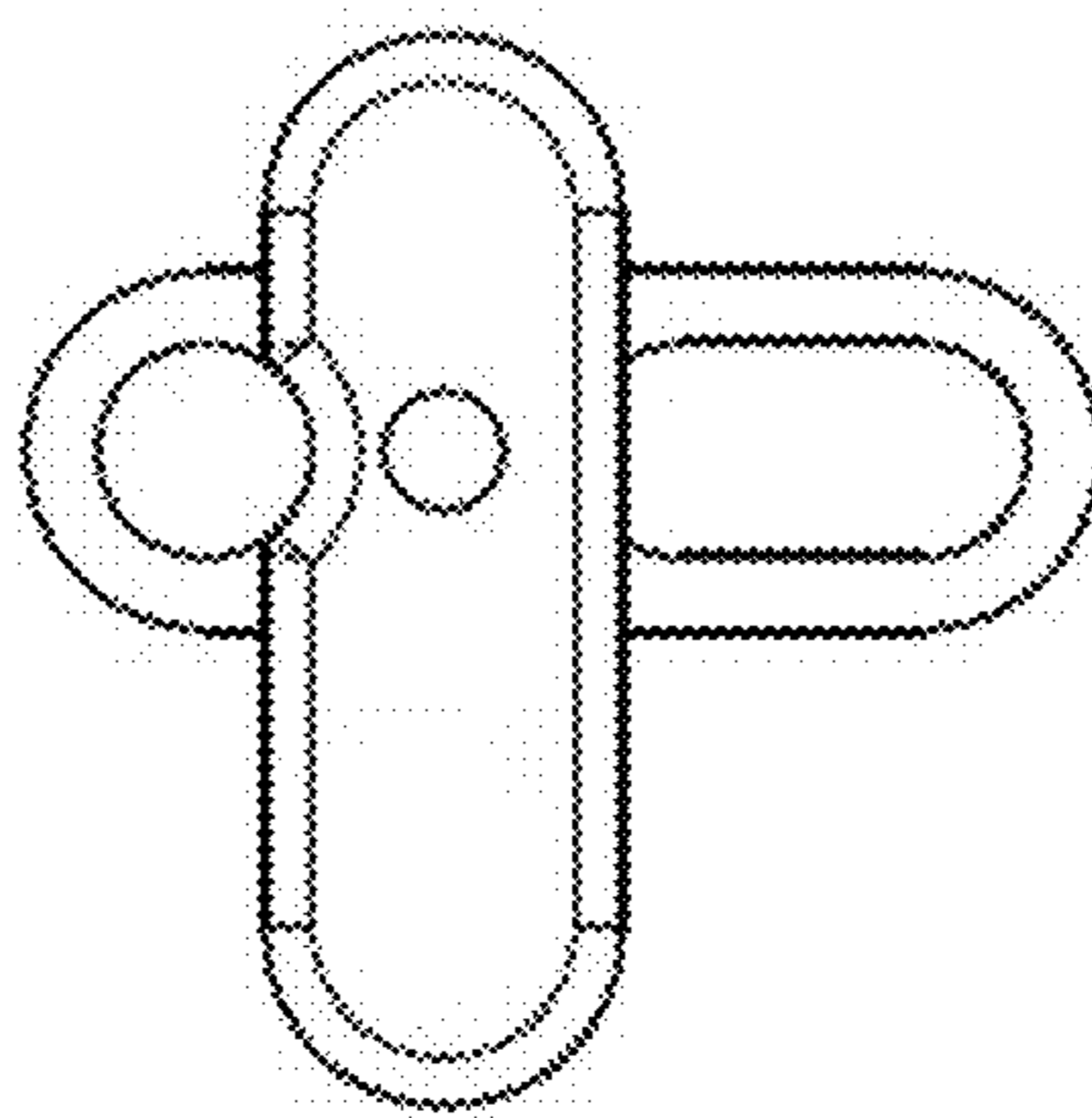


FIG. 10