



US00D987879S

(12) **United States Design Patent**
Zhou

(10) **Patent No.:** **US D987,879 S**

(45) **Date of Patent:** **** May 30, 2023**

(54) **SOLAR DECK LIGHT**

(71) Applicant: **Shenzhen Baliang Technology Co., Ltd.**, Shenzhen (CN)

(72) Inventor: **Jianping Zhou**, Ji'an (CN)

(**) Term: **15 Years**

(21) Appl. No.: **29/818,334**

(22) Filed: **Dec. 8, 2021**

(51) **LOC (14) Cl.** **26-05**

(52) **U.S. Cl.**
USPC **D26/72**; D26/60; D26/80

(58) **Field of Classification Search**
USPC D26/24, 37-52, 60-65, 72, 80-81, 85, D26/93, 104-109, 113; D13/102
CPC F21Y 2115/10; F21Y 2105/10; F21Y 2113/13; F21Y 2105/18; F21Y 2103/10; F21Y 2101/00; F21Y 2103/00; F21S 9/037; F21S 9/035; F21S 9/03; F21S 8/081; F21S 11/00; F21S 4/20; F21W 2131/10; F21W 2131/109; F21W 2111/02; F21W 2121/00; F21W 2121/004; F21W 2111/027; F21L 4/08; F21L 4/027; F21L 4/00

See application file for complete search history.

(56) **References Cited**

U.S. PATENT DOCUMENTS

D361,398 S *	8/1995	Neall, III	D26/109
D442,716 S *	5/2001	Yuen	D26/42
D525,379 S *	7/2006	Maxik	D26/37
D580,579 S	11/2008	Love et al.		
D581,569 S *	11/2008	Levine	D26/61
D612,973 S *	3/2010	Munstermann	D26/80
D621,082 S *	8/2010	Coushaine	D26/61
D621,083 S *	8/2010	Coushaine	D26/61

D642,726 S *	8/2011	Khubani	D26/80
D688,406 S *	8/2013	Goldy	D26/85
8,939,601 B1 *	1/2015	Lee	F21V 17/02 362/198
D752,252 S *	3/2016	Ruthling	D26/60
D864,451 S *	10/2019	Koerth	D26/60
D957,025 S *	7/2022	Qiu	D26/72
2017/0241627 A1 *	8/2017	Stuart	F21V 21/088

OTHER PUBLICATIONS

Solar Outdoor Lights for Deck. By Ahaorigin. Dated Aug. 19, 2022. Found online [Aug. 25, 2022]. <https://www.amazon.com/Outdoor-AHAORIGIN-Upgraded-Changing-Waterproof/dp/B09QG5TF99> (Year: 2022).*

* cited by examiner

Primary Examiner — Mark A Goodwin
Assistant Examiner — William B Melliar
(74) *Attorney, Agent, or Firm* — Che-Yang Chen; Law Office of Michael Chen

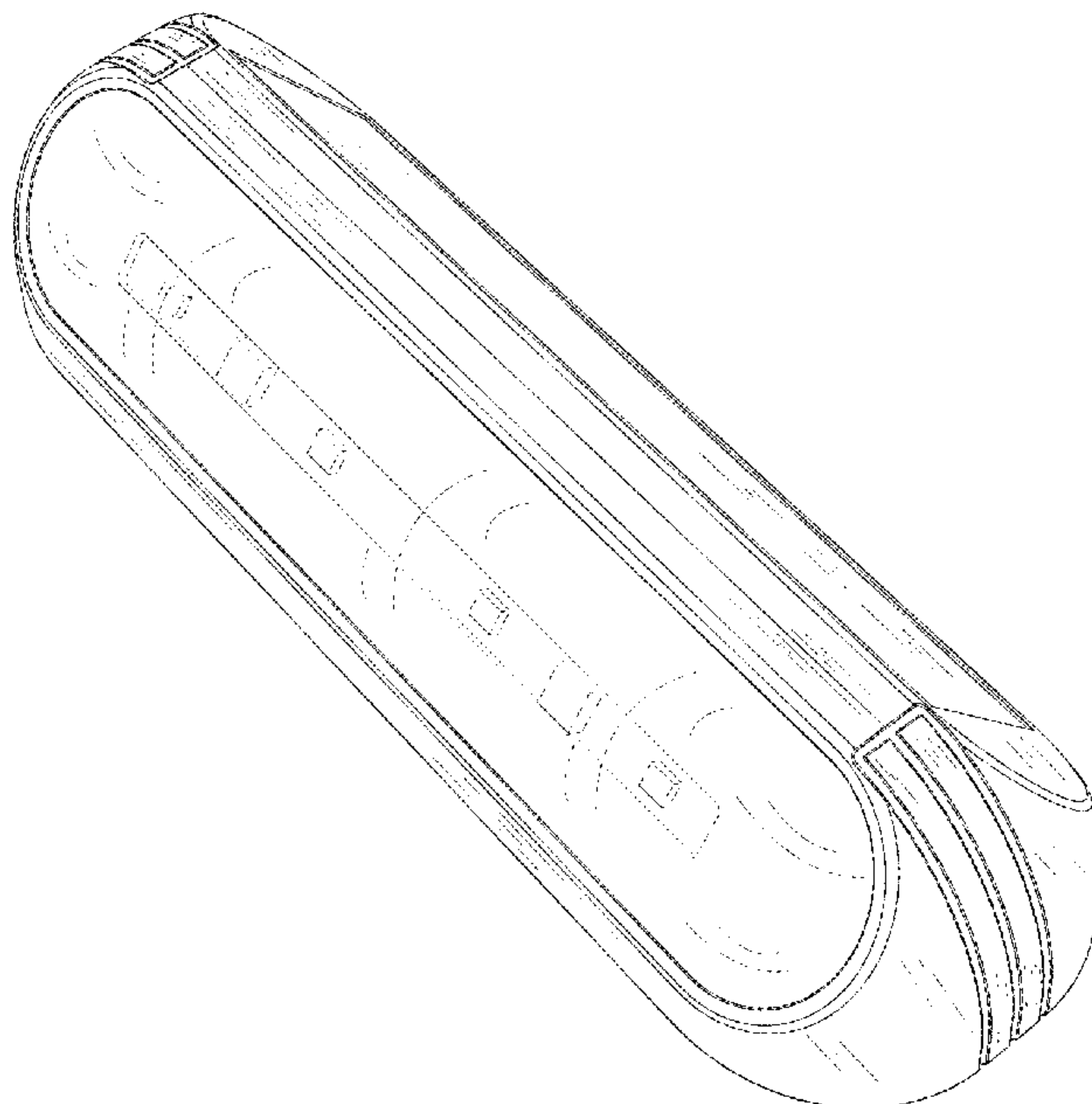
(57) **CLAIM**

The ornamental design for solar deck light, substantially as shown and described.

DESCRIPTION

FIG. 1 is a top, front and right side perspective view of solar deck light, showing my new design;
FIG. 2 is a front elevational view thereof;
FIG. 3 is a rear elevational view thereof;
FIG. 4 is a left side elevational view thereof;
FIG. 5 is a right side elevational view thereof;
FIG. 6 is a top plan view thereof; and,
FIG. 7 is a bottom plan view thereof.
The broken lines in the drawings depict portions of the solar deck light that form no part of the claimed design.

1 Claim, 7 Drawing Sheets



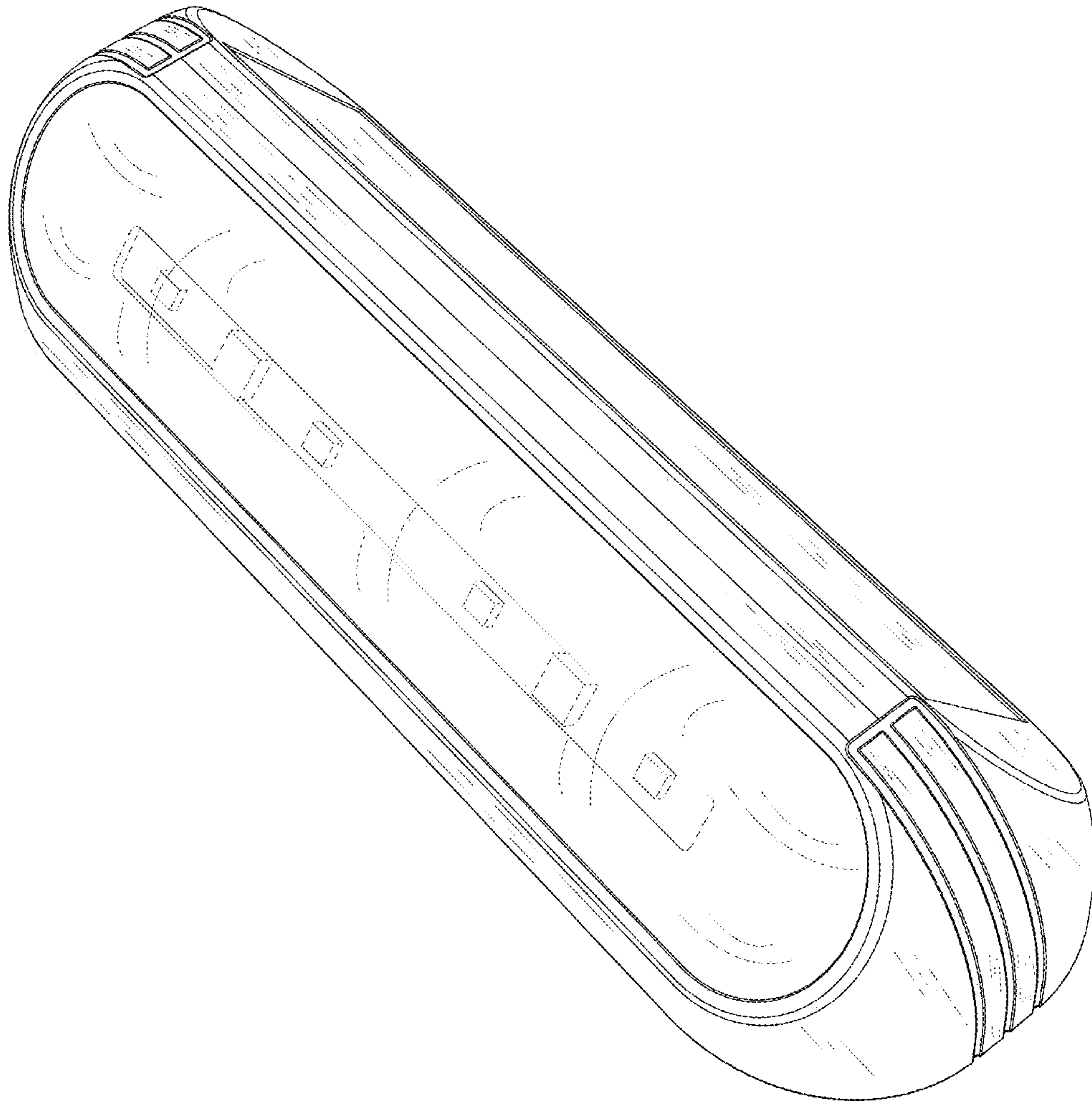


FIG.1

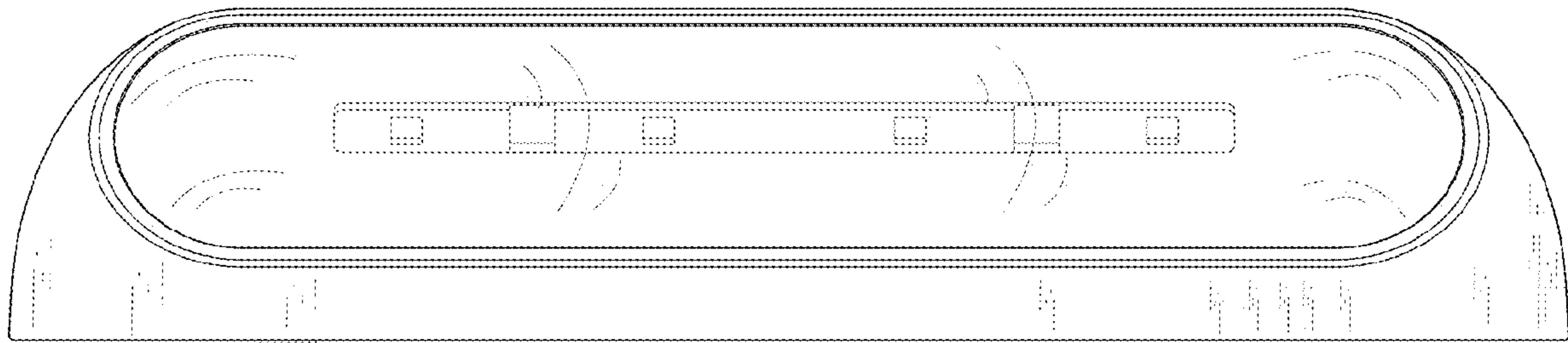


FIG.2

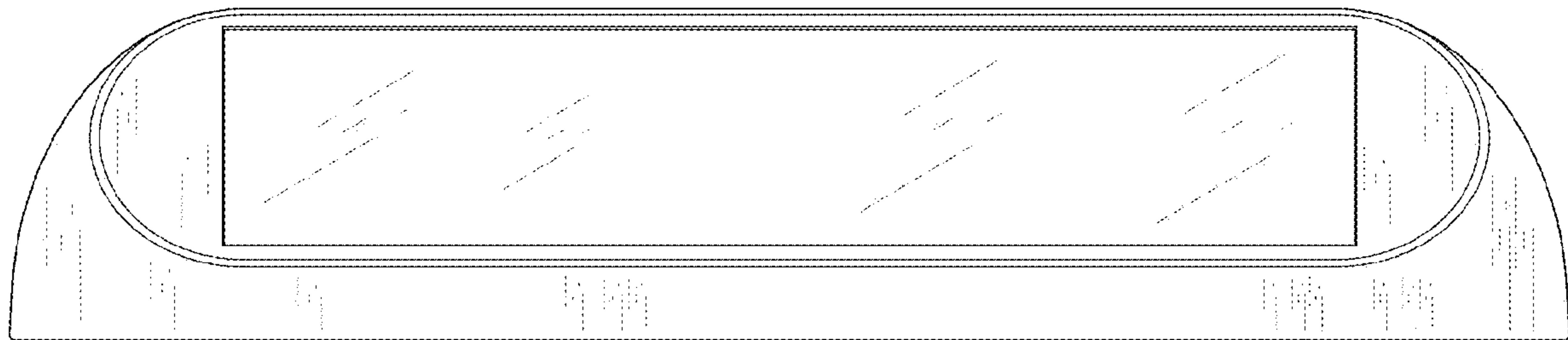


FIG.3

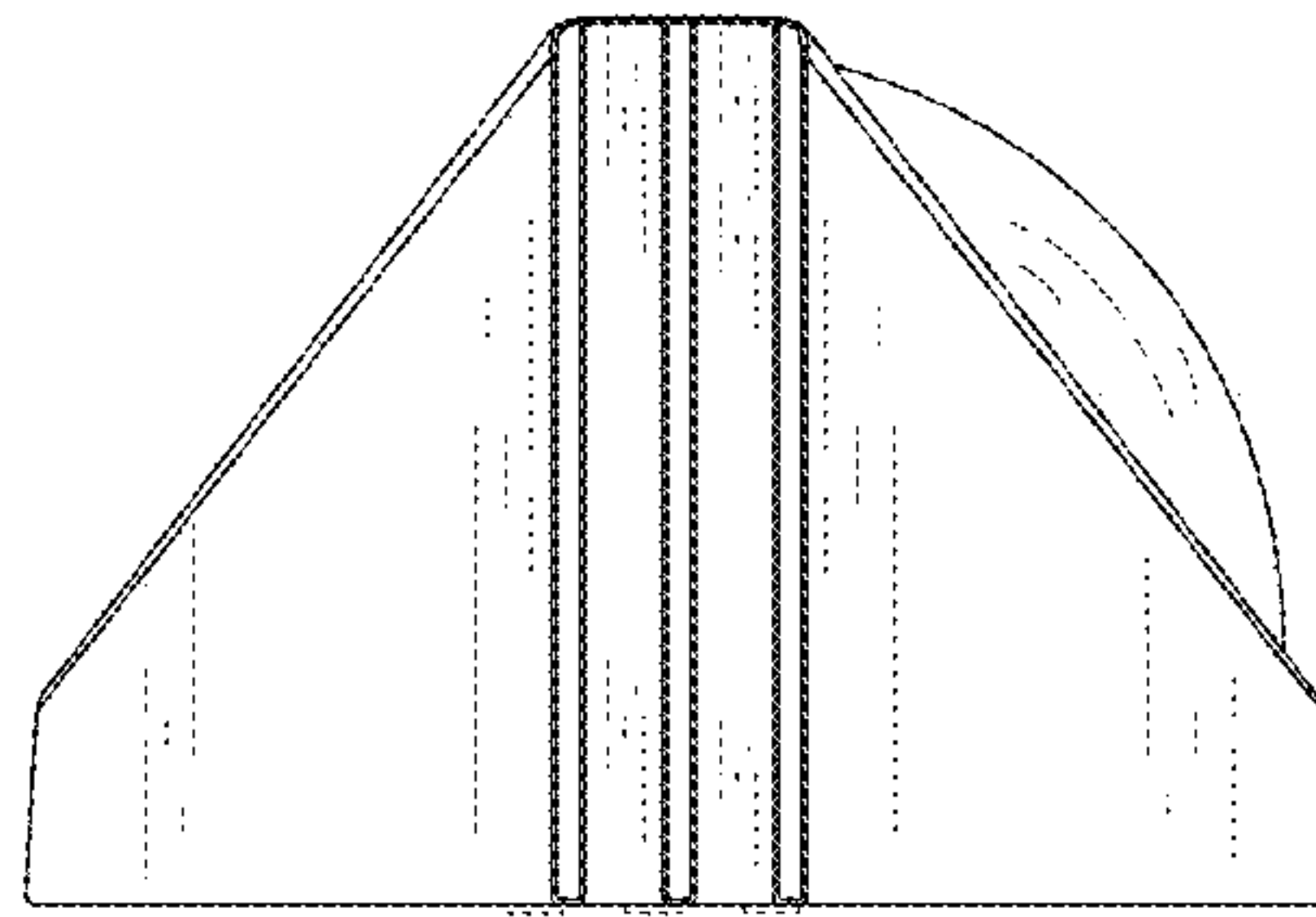


FIG.4

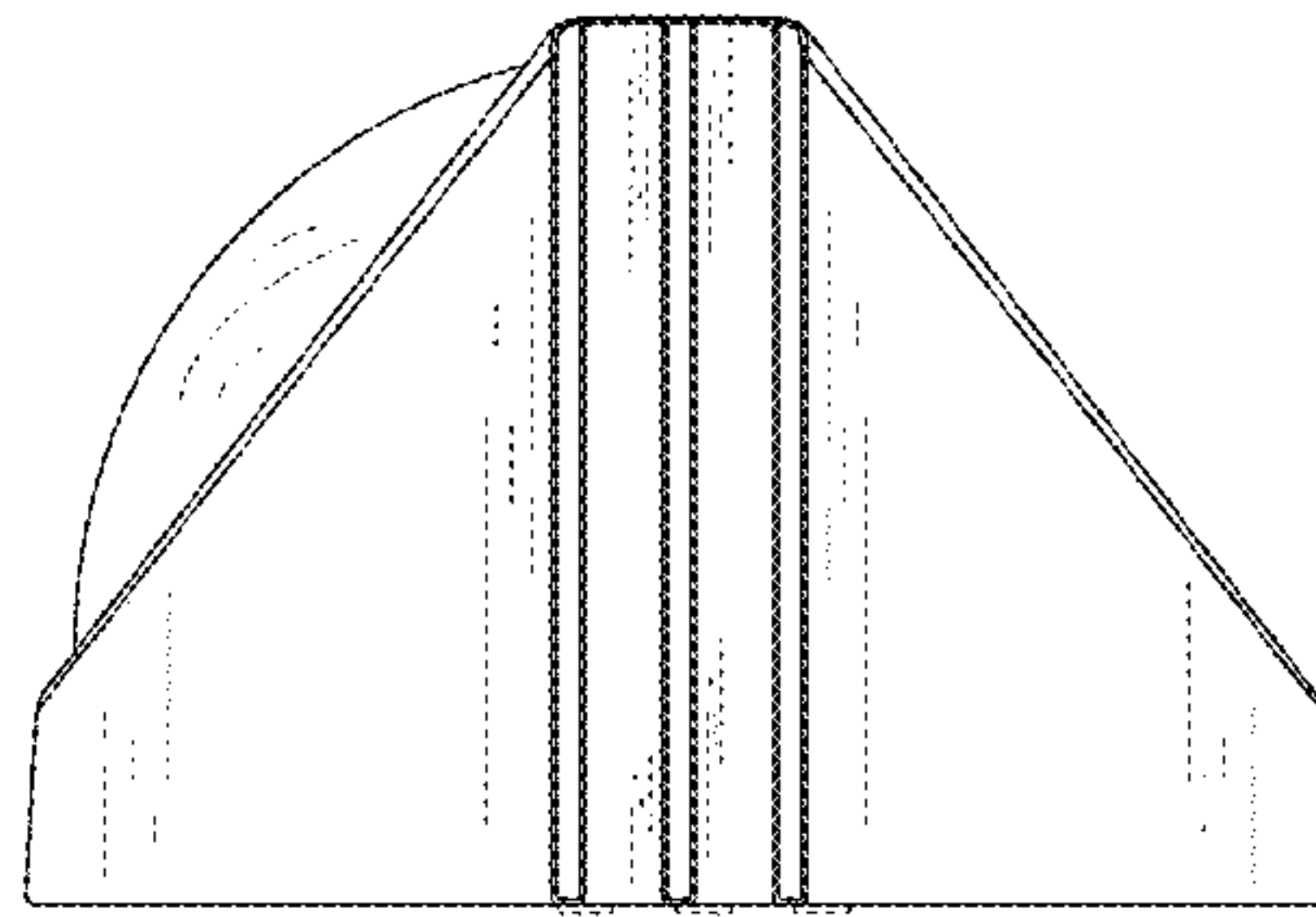


FIG.5

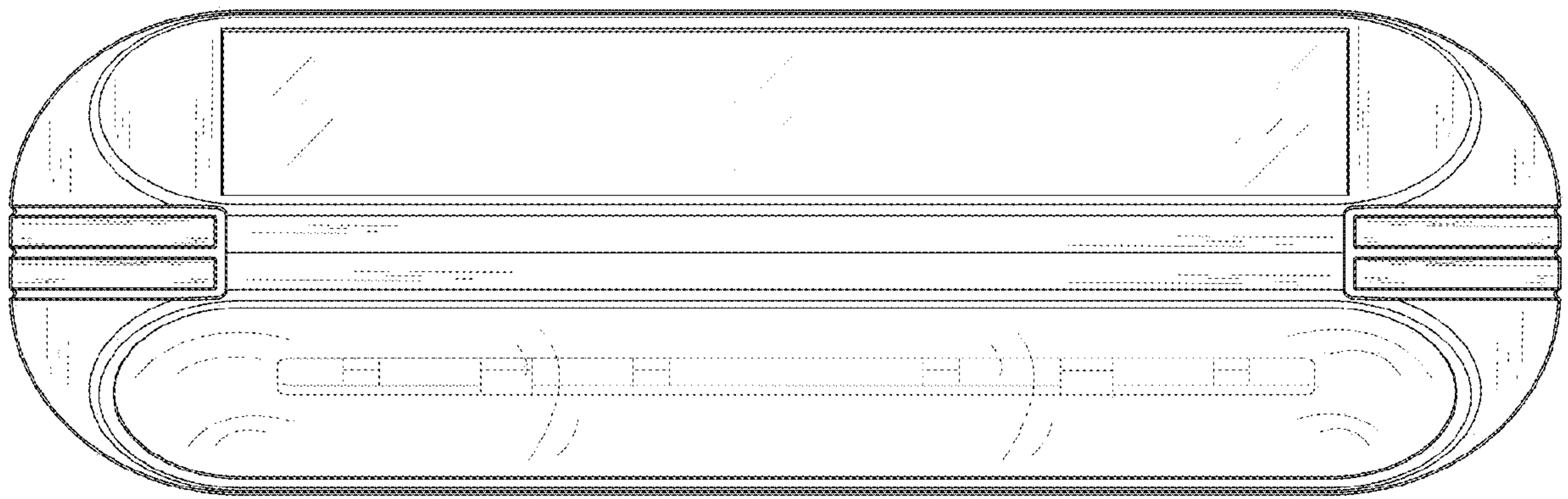


FIG.6




FIG.7