



US00D987855S

(12) **United States Design Patent**
Anderson et al.

(10) **Patent No.:** **US D987,855 S**
(45) **Date of Patent:** **** May 30, 2023**

- (54) **SHED**
- (71) Applicant: **Suncast Technologies, LLC**, Palm Beach Gardens, FL (US)
- (72) Inventors: **Torrence Anderson**, Overland Park, KS (US); **Stephen Whitehead**, Elgin, IL (US)
- (73) Assignee: **Suncast Technologies, LLC**, Palm Beach Gardens, FL (US)
- (**) Term: **15 Years**

- 3,543,456 A * 12/1970 Gregoire E04B 1/34315 D25/1
- D293,264 S * 12/1987 Stevenson E04H 1/1205 D25/16
- D315,430 S * 3/1991 Robertson, Sr. D30/108
- 5,937,792 A * 8/1999 Madrid A01K 1/0082 119/500
- D437,421 S * 2/2001 Hampel A01K 1/0082 D25/22
- D529,186 S * 9/2006 Fullelove D25/33
- D728,824 S * 5/2015 McKimmy E04B 1/34315 D25/33
- D734,493 S * 7/2015 Baldwin E04B 1/34321 D25/22

(Continued)

- (21) Appl. No.: **29/798,596**
- (22) Filed: **Jul. 8, 2021**
- (51) **LOC (14) Cl.** **25-03**
- (52) **U.S. Cl.**
USPC **D25/33**
- (58) **Field of Classification Search**
USPC D3/273, 294; D6/663, 667, 671.1; D25/1, 4, 5-18, 22, 29-34, 48.4, 48.3, D25/59; D30/108; D34/1, 7, 8, 11
CPC E04H 6/005; E04H 1/12; E04H 1/1216; E04H 1/1205; E04B 1/34321; E04B 2001/34389
See application file for complete search history.

OTHER PUBLICATIONS

Suncast Modernist . . . posted Jun. 26, 2022 [online], [retrieved Dec. 1, 2022]. Retrieved from internet, <https://www.wayfair.com/storage-organization/pdp/suncast-modernist-10-ft-x-7-ft-barn-door-storage-shed-xa10339.html> (Year: 2022).*

Primary Examiner — T Chase Nelson
Assistant Examiner — Sydney Margaret Parsley
(74) *Attorney, Agent, or Firm* — McHale & Slavin, P.A.

(57) **CLAIM**

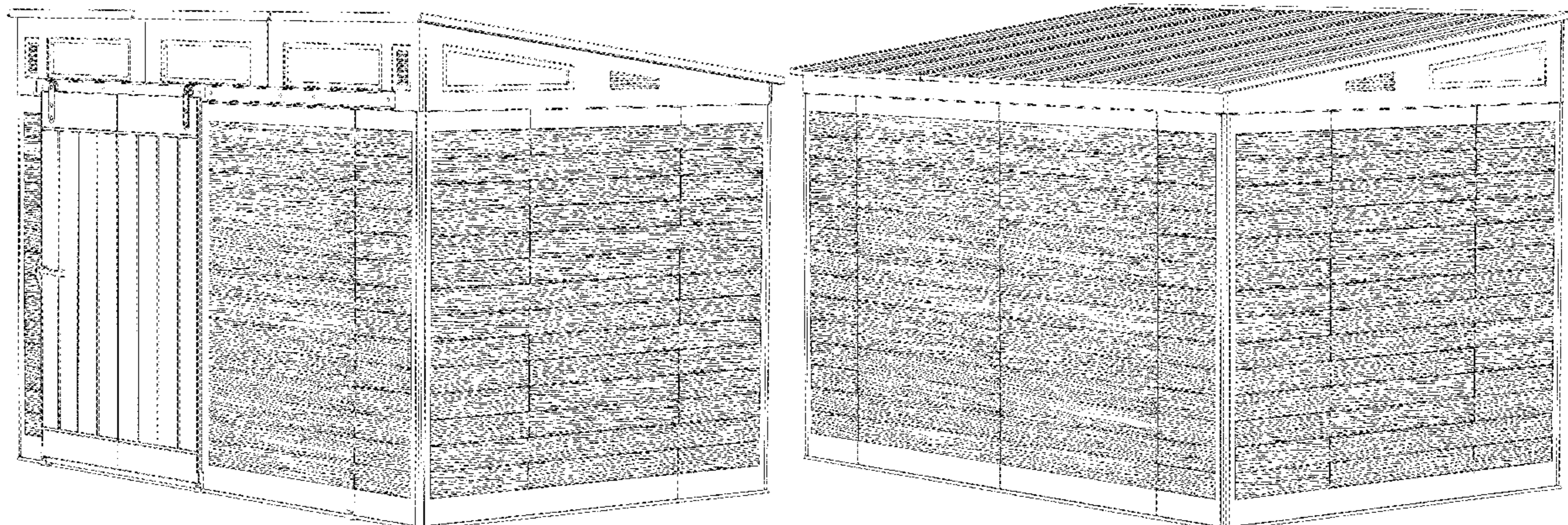
The ornamental design for a shed, as shown and described.

DESCRIPTION

FIG. 1 is a top front right perspective view of the shed of the present invention;
FIG. 2 is a top rear left view thereof;
FIG. 3 is a front view thereof;
FIG. 4 is a rear view thereof;
FIG. 5 is a left side view thereof; and,
FIG. 6 is a right side view thereof.
The portions of the figures illustrated in broken lines form no part of the claimed design for the shed.

1 Claim, 6 Drawing Sheets

- (56) **References Cited**
U.S. PATENT DOCUMENTS
1,143,697 A * 6/1915 Gallant et al. E04B 1/6112 52/282.5
1,363,273 A * 12/1920 Ruff B65D 90/026 D25/30
2,787,028 A * 4/1957 Webb A01K 1/033 52/302.1
2,948,364 A * 8/1960 Cooper E04B 1/34321 52/579
3,078,917 A * 2/1963 Recchione E06B 9/58 D25/16



(56)

References Cited

U.S. PATENT DOCUMENTS

D735,353 S * 7/2015 Kent E06B 9/58
D25/33
D812,774 S * 3/2018 Bedford A01K 1/033
D25/56
D869,685 S * 12/2019 Migeon B65D 90/026
D25/22
D937,438 S * 11/2021 Simonetti D25/33
D937,439 S * 11/2021 Simonetti D25/33
D943,108 S * 2/2022 Thuma D25/33
D943,110 S * 2/2022 Thuma D25/33
D943,112 S * 2/2022 Thuma D25/33
D943,114 S * 2/2022 Russell D25/33
D943,115 S * 2/2022 Logan D25/33
D946,170 S * 3/2022 Phillips D25/33
D946,171 S * 3/2022 Phillips D25/33
D955,604 S * 6/2022 Simonetti D25/33
D965,820 S * 10/2022 Anderson D25/33
D965,821 S * 10/2022 Phillips D25/48.3
D972,166 S * 12/2022 Whitehead D25/33
2014/0109495 A1 * 4/2014 Segall E04H 1/1205
52/173.1
2021/0054614 A1 * 2/2021 Benard E04B 1/14

* cited by examiner

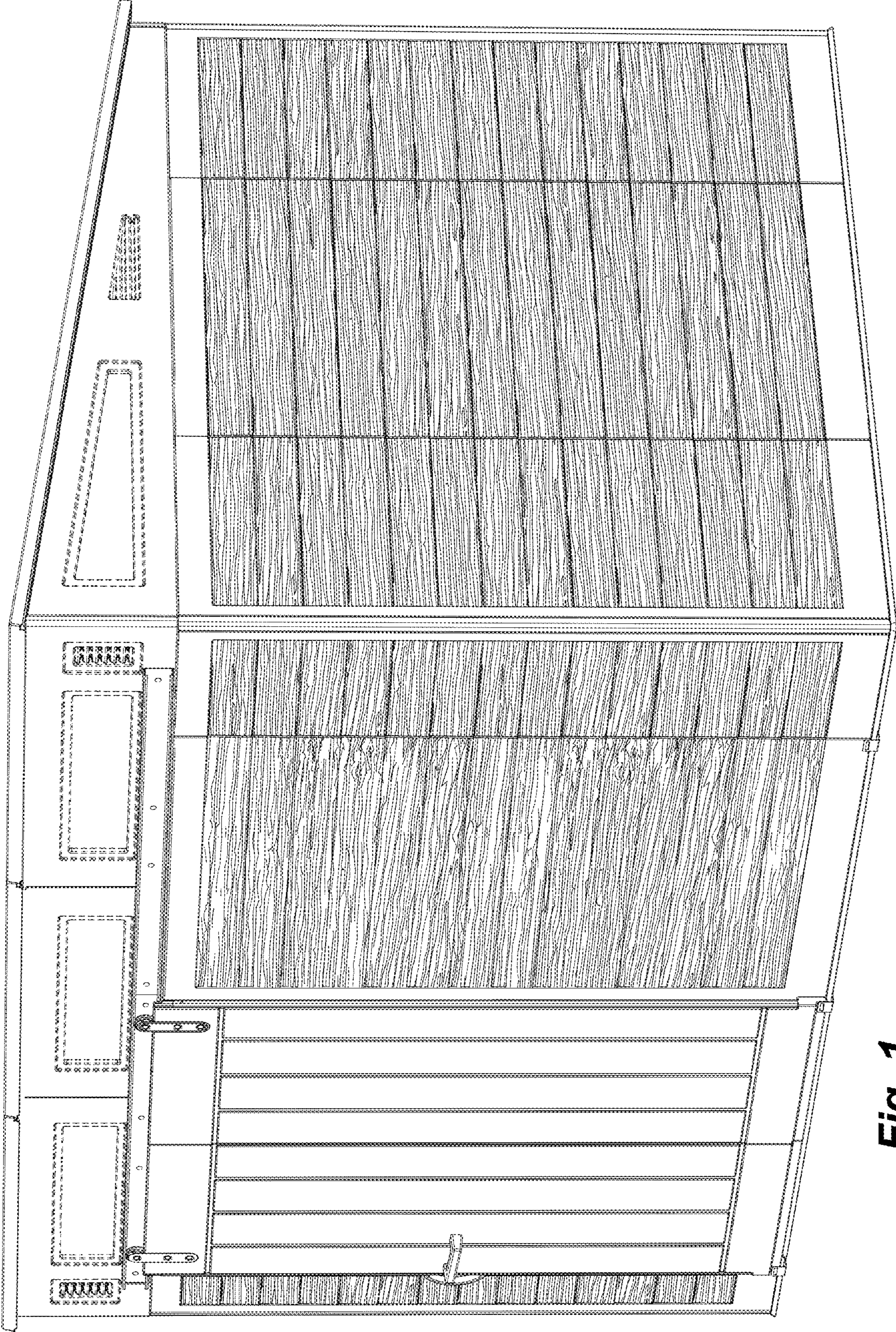


Fig. 1

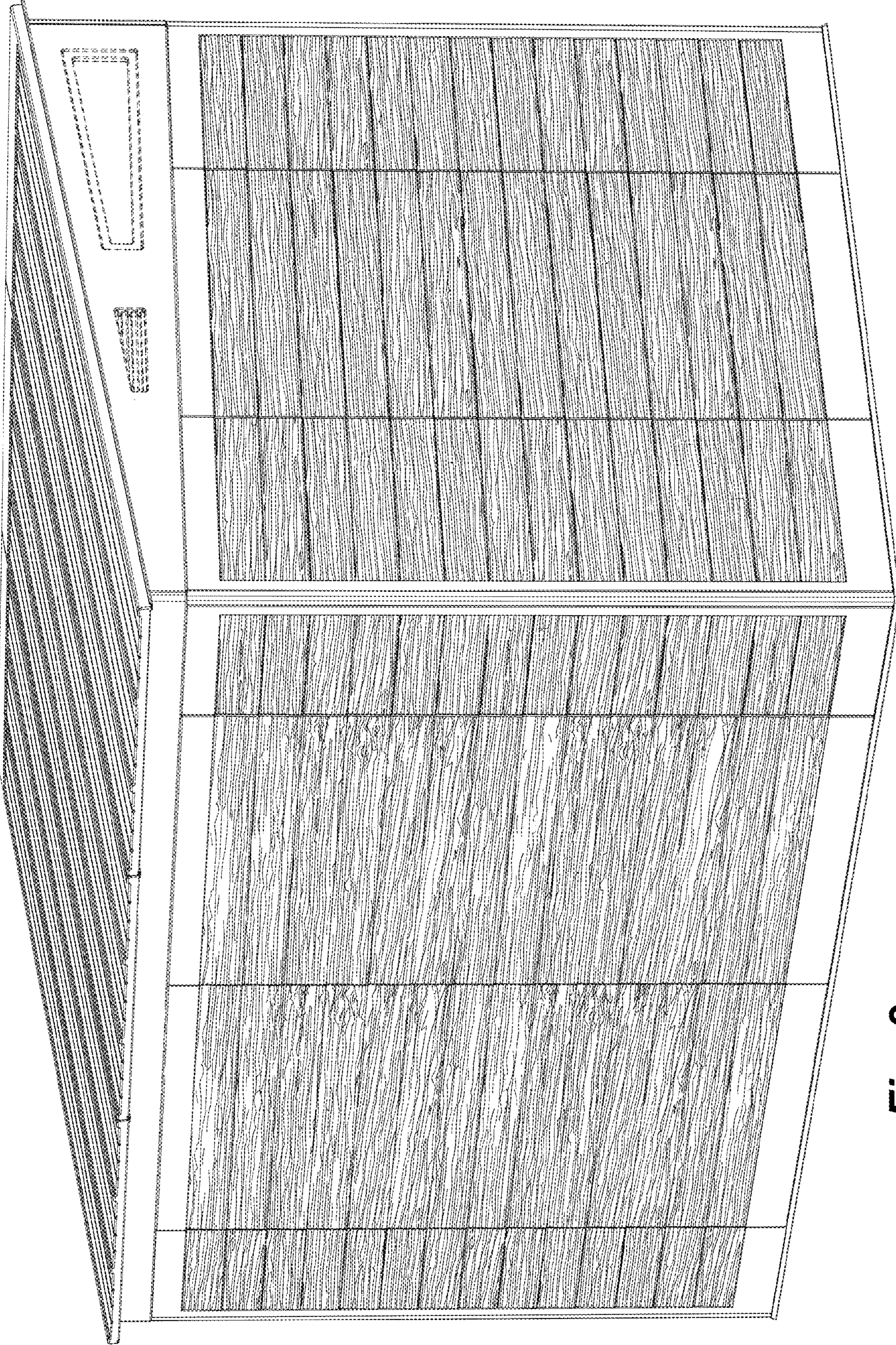


Fig. 2

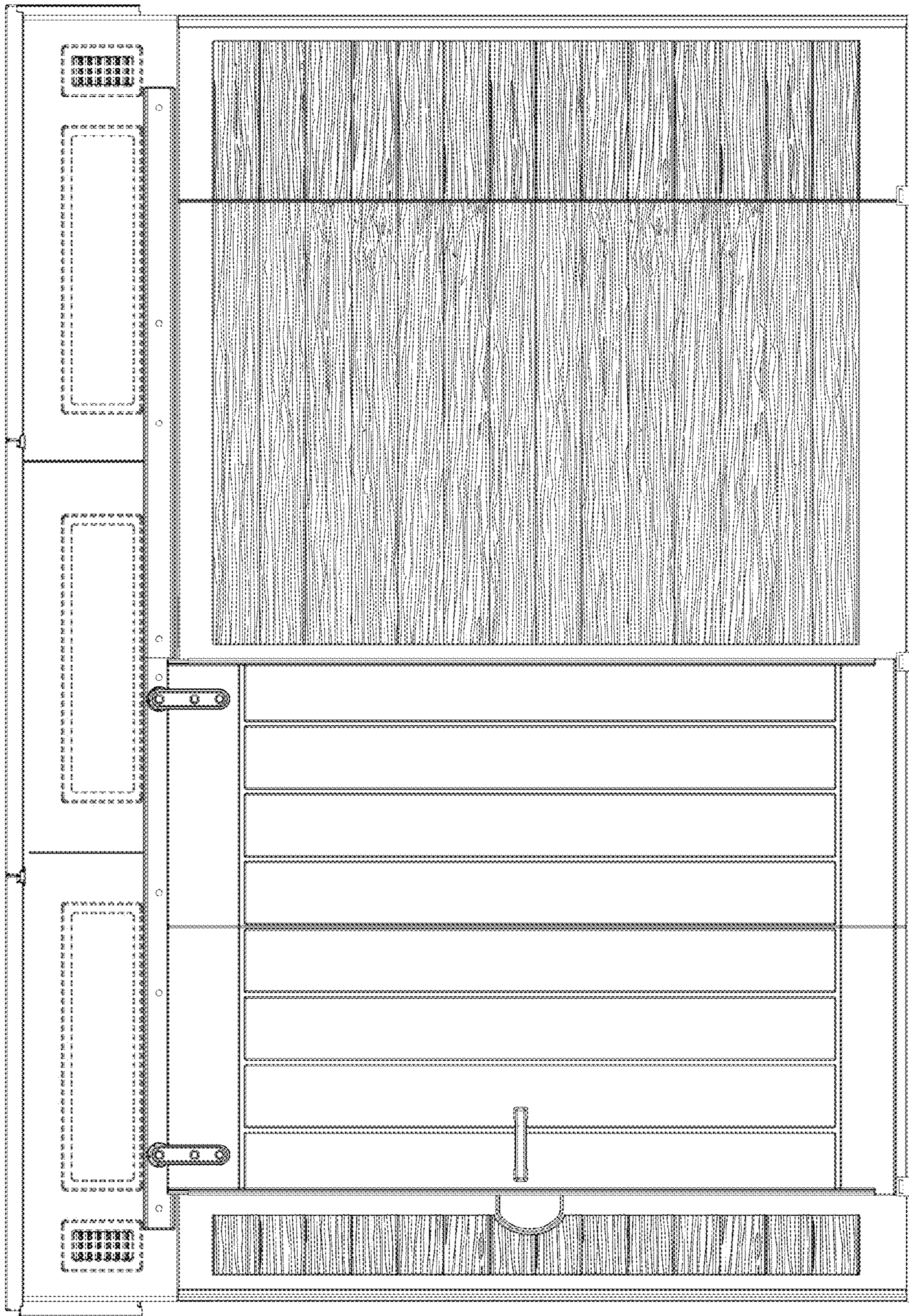


Fig. 3

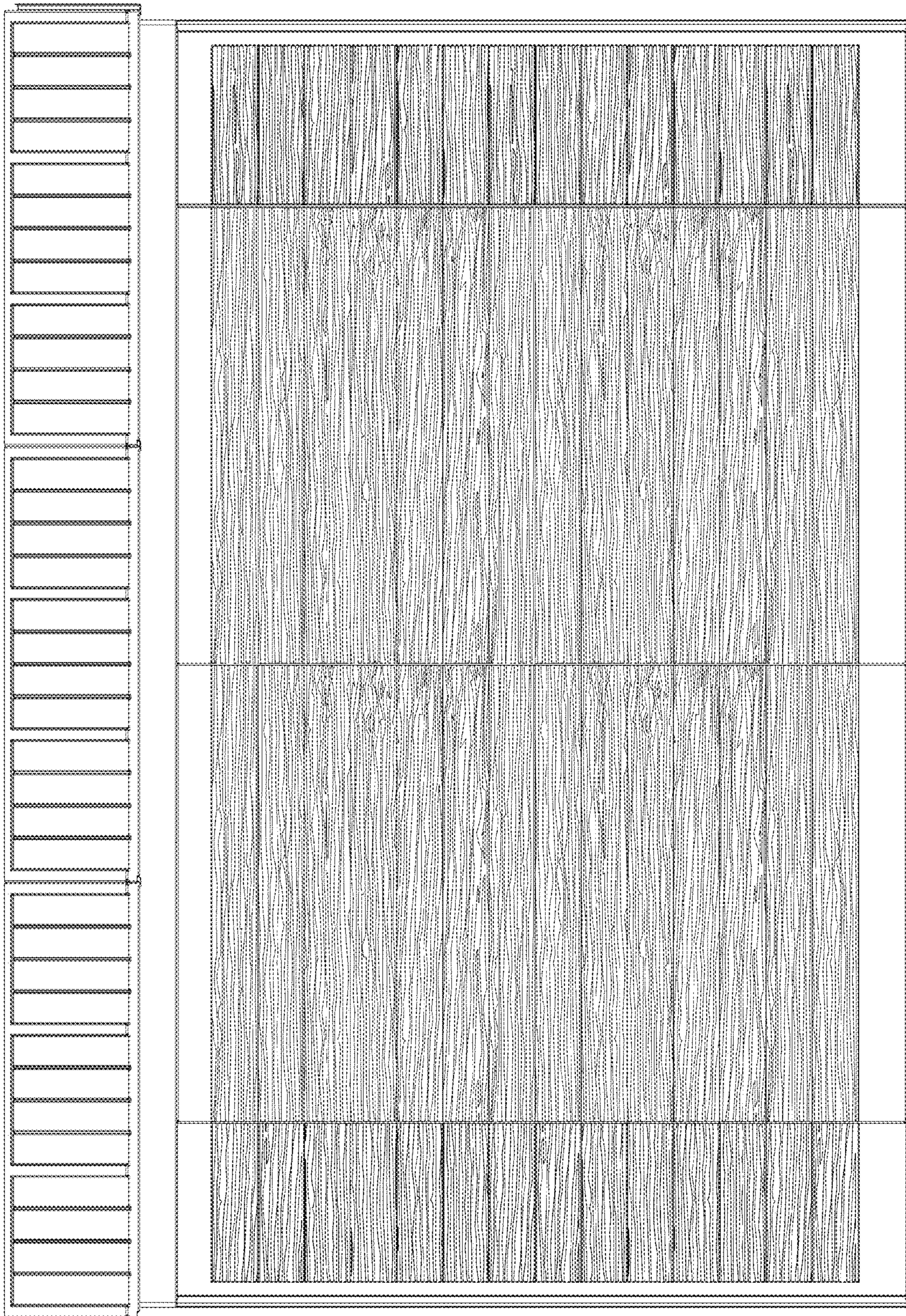


Fig. 4

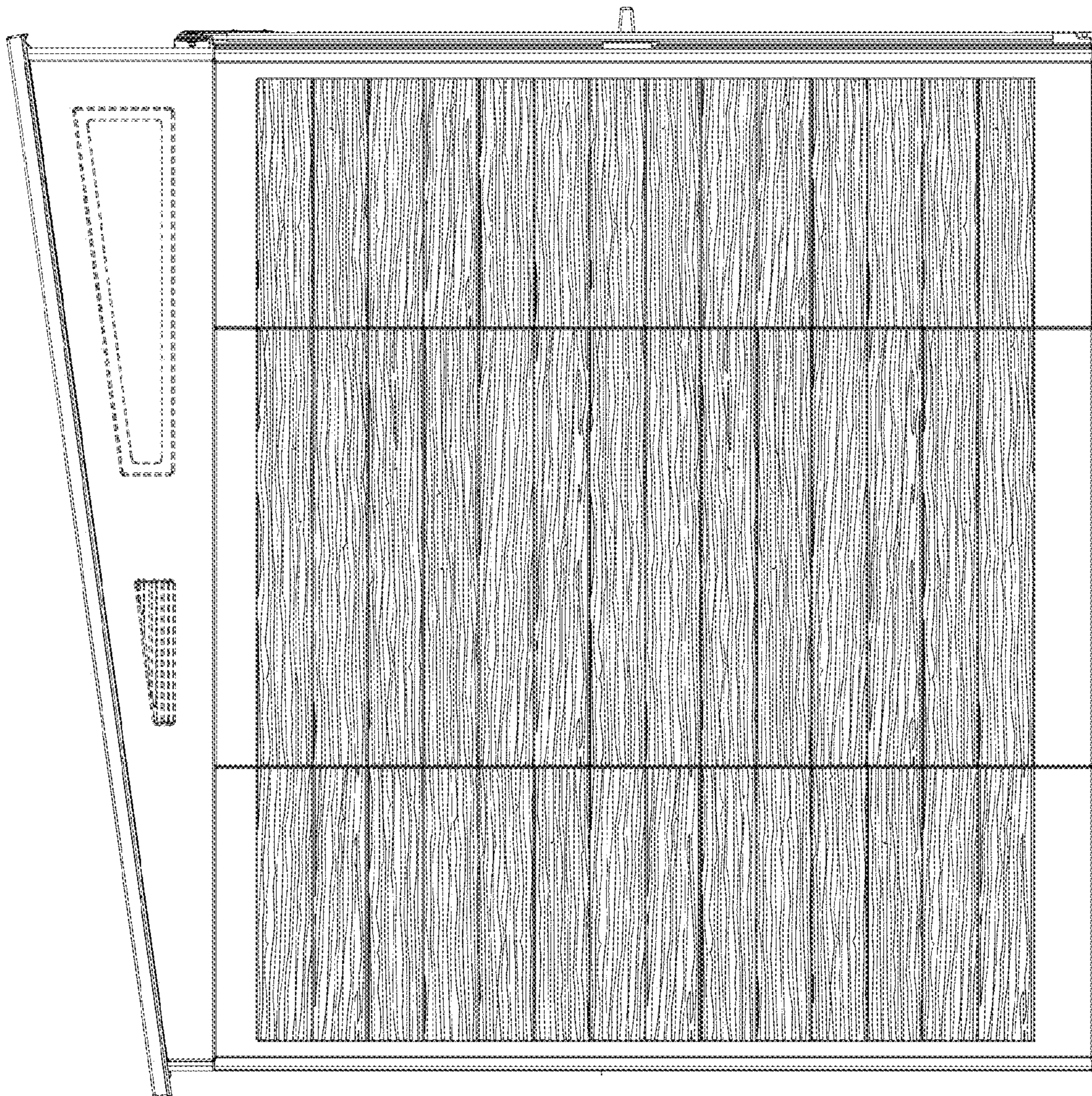


Fig. 5

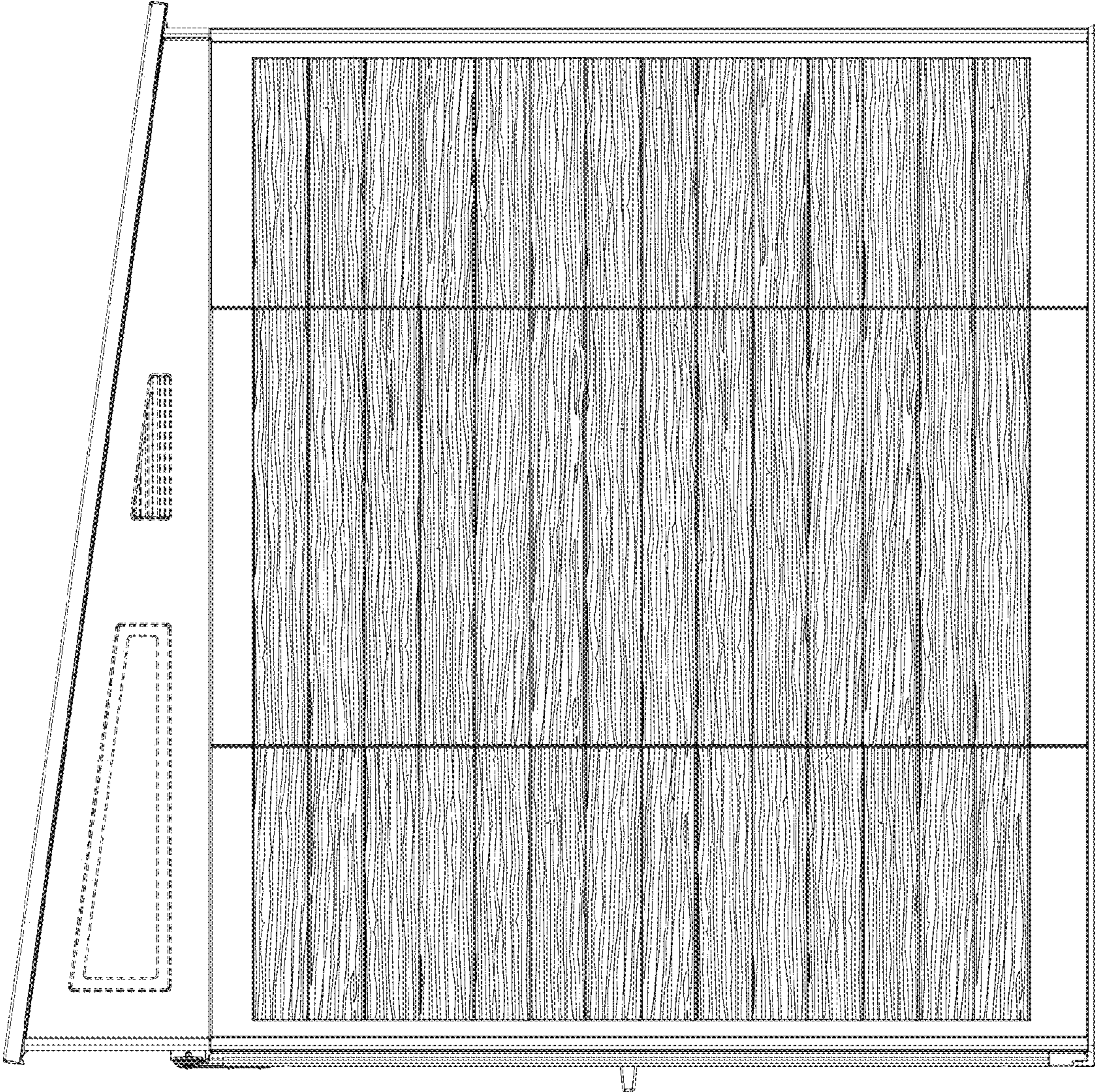


Fig. 6