



US00D987849S

(12) **United States Design Patent**
Weymann et al.

(10) **Patent No.:** **US D987,849 S**
(45) **Date of Patent:** **** May 30, 2023**

(54) **HOLDER AND STORAGE DEVICE FOR REAGENT TUBES**

FOREIGN PATENT DOCUMENTS

(71) Applicants: **ROCHE DIAGNOSTICS GMBH**, Mannheim (DE); **F. HOFFMANN-LA ROCHE AG**, Basel (CH)

DK MA 1984 00755 * 8/1984
EM 000994264-0001 9/2008

(Continued)

(72) Inventors: **Alex Weymann**, Mannheim (DE); **Detlev Kramny**, Herzogenrath (DE)

Primary Examiner — Omeed Agilee

(74) *Attorney, Agent, or Firm* — Head, Johnson, Kachigian & Wilkinson, PC

(73) Assignee: **Roche Diagnostics Operations, Inc.**, Indianapolis, IN (US)

(57) **CLAIM**

The ornamental design for a holder and storage device for reagent tubes, as shown and described.

(**) Term: **15 Years**

DESCRIPTION

(21) Appl. No.: **29/771,373**

(22) Filed: **Feb. 22, 2021**

(30) **Foreign Application Priority Data**

Aug. 24, 2020 (EM) 008143838-0001

Aug. 24, 2020 (EM) 008143838-0002

(Continued)

(51) **LOC (14) Cl.** **24-02**

(52) **U.S. Cl.**

USPC **D24/226**

(58) **Field of Classification Search**

USPC D24/216, 222–226, 231, 232, 227, 228;

D9/503, 504, 505, 520, 529, 549;

D3/203.1–203.8; D7/509; D10/81

(Continued)

(56) **References Cited**

U.S. PATENT DOCUMENTS

5,862,934 A 1/1999 Sattler

D413,677 S * 9/1999 Dumitrescu D24/227

(Continued)

FIG. 1 is a front view of a first embodiment of a holder and storage device for reagent tubes of the present invention;

FIG. 2 is a rear view thereof;

FIG. 3 is a left side view thereof;

FIG. 4 is a right side view thereof;

FIG. 5 is a top view thereof;

FIG. 6 is a bottom view thereof; and

FIG. 7 is a perspective view thereof;

FIG. 8 is a front view of a second embodiment of the holder and storage device for reagent tubes of the present invention;

FIG. 9 is a rear view thereof;

FIG. 10 is a left side view thereof;

FIG. 11 is a right side view thereof;

FIG. 12 is a top view thereof;

FIG. 13 is a bottom view thereof; and

FIG. 14 is a perspective view thereof;

FIG. 15 is a front view of a third embodiment of the holder and storage device for reagent tubes of the present invention;

FIG. 16 is a rear view thereof;

FIG. 17 is a right side view thereof;

FIG. 18 is a left side view thereof;

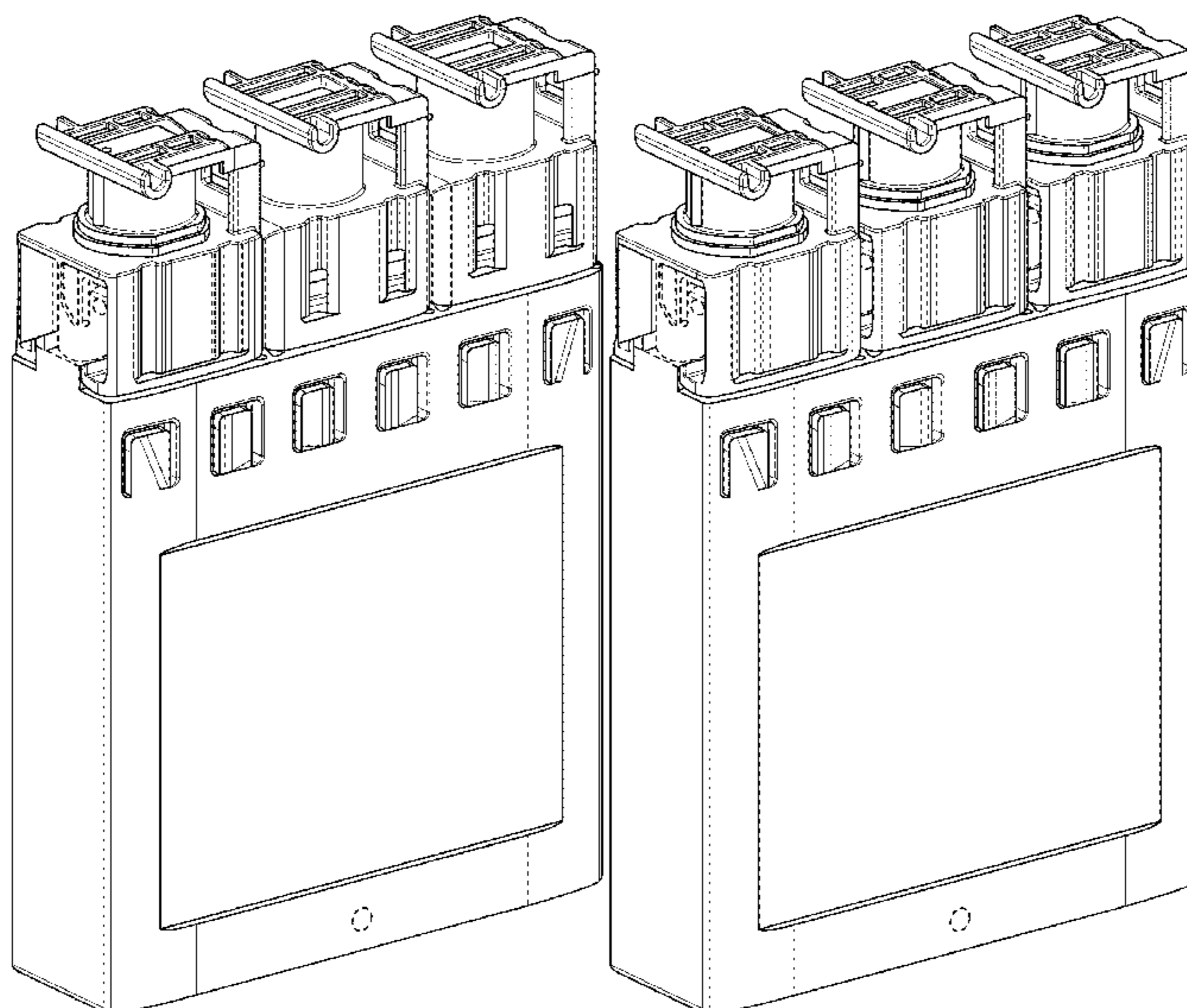
FIG. 19 is a top view thereof;

FIG. 20 is a bottom view thereof; and,

FIG. 21 is a perspective view thereof.

The broken lines depict portions of the holder and storage device for reagent tubes that form no part of the claimed design.

1 Claim, 15 Drawing Sheets



(30)	Foreign Application Priority Data	EM	001159404-0003	8/2009
		EM	001159404-0004	8/2009
	Aug. 24, 2020 (EM) 008143838-0003	EM	001159404-0005	8/2009
	Aug. 24, 2020 (EM) 008143838-0004	EM	001159404-0006	8/2009
	Aug. 24, 2020 (EM) 008143838-0005	EM	001159404-0007	8/2009
	Aug. 24, 2020 (EM) 008143838-0006	EM	001159404-0008	8/2009
		EM	001159404-0009	8/2009
(58)	Field of Classification Search	EM	001159404-0010	8/2009
	CPC B01L 3/50825; B01L 9/06; B01L 9/65;	EM	001159404-0011	8/2009
	B01L 9/00; A61J 1/00; A61J 1/12; A61J	EM	001159404-0012	8/2009
	1/065; A61J 1/067	EM	001159404-0013	8/2009
	See application file for complete search history.	EM	001159404-0014	8/2009
		EM	001159404-0015	8/2009
		EM	001159404-0016	8/2009
(56)	References Cited	EM	001159404-0017	8/2009
	U.S. PATENT DOCUMENTS	EM	001159404-0018	8/2009
		EM	001159404-0019	8/2009
	D420,747 S * 2/2000 Dumitrescu D24/227	EM	001159404-0020	8/2009
	D421,130 S * 2/2000 Cohen D24/230	EM	001159404-0021	8/2009
	D428,497 S * 7/2000 Lapeus D24/227	EM	001159404-0022	8/2009
	D632,402 S 2/2011 Sattler et al.	EM	001159404-0023	8/2009
	D634,441 S 3/2011 Sattler et al.	EM	001159404-0024	8/2009
	D637,731 S 5/2011 Sattler et al.	EM	001159404-0025	8/2009
	D644,741 S 9/2011 Sattler et al.	EM	001159404-0026	8/2009
	D674,507 S * 1/2013 Suzuki D24/229	EM	001159404-0027	8/2009
	9,149,979 B2 * 10/2015 Sattler B01L 3/527	EM	001159404-0028	8/2009
	D937,435 S * 11/2021 Rai D24/230	EM	001159404-0029	8/2009
	D938,612 S * 12/2021 Liu D24/229	EM	001159404-0030	8/2009
	2008/0116204 A1 5/2008 Takuhito	EM	001159404-0031	8/2009
	2015/0166219 A1 6/2015 Bailey et al.	EM	001159404-0032	8/2009
	2015/0338429 A1 * 11/2015 Rousseau G01N 1/38	EM	001159404-0033	8/2009
	422/547	EM	001159404-0034	8/2009
	2018/0290143 A1 * 10/2018 Cofano G01N 35/1011	EM	001159404-0035	8/2009
		EM	001159404-0036	8/2009
		EM	001159404-0037	8/2009
		EM	001159404-0038	8/2009
		EM	001159404-0039	8/2009
		EM	001159404-0040	8/2009
		WO	WO2011020885	2/2011
EM	000994264-0002 9/2008			
EM	001159404-0001 8/2009			
EM	001159404-0002 8/2009			

* cited by examiner

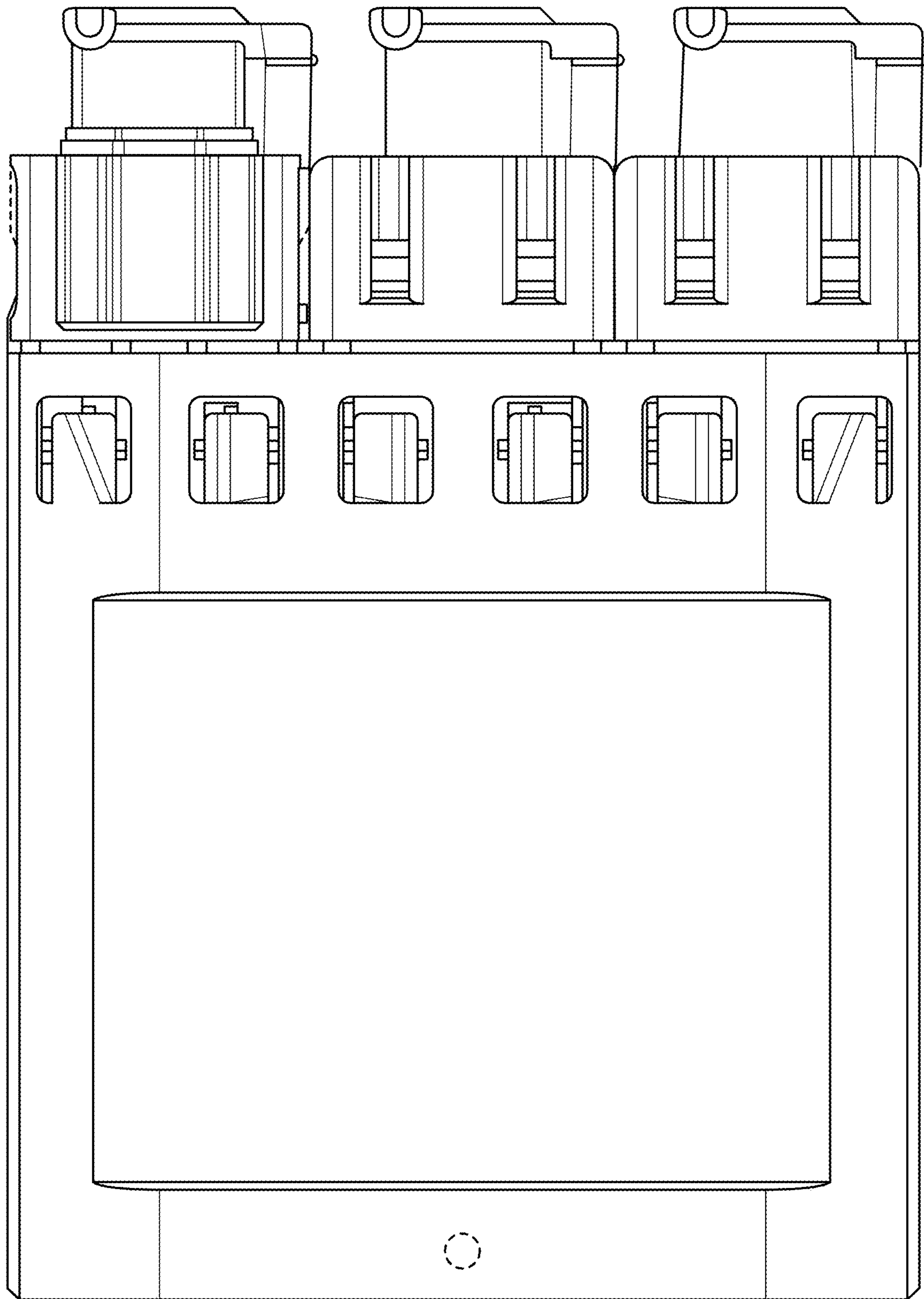


FIG. 1




FIG. 2




FIG. 3




FIG. 4

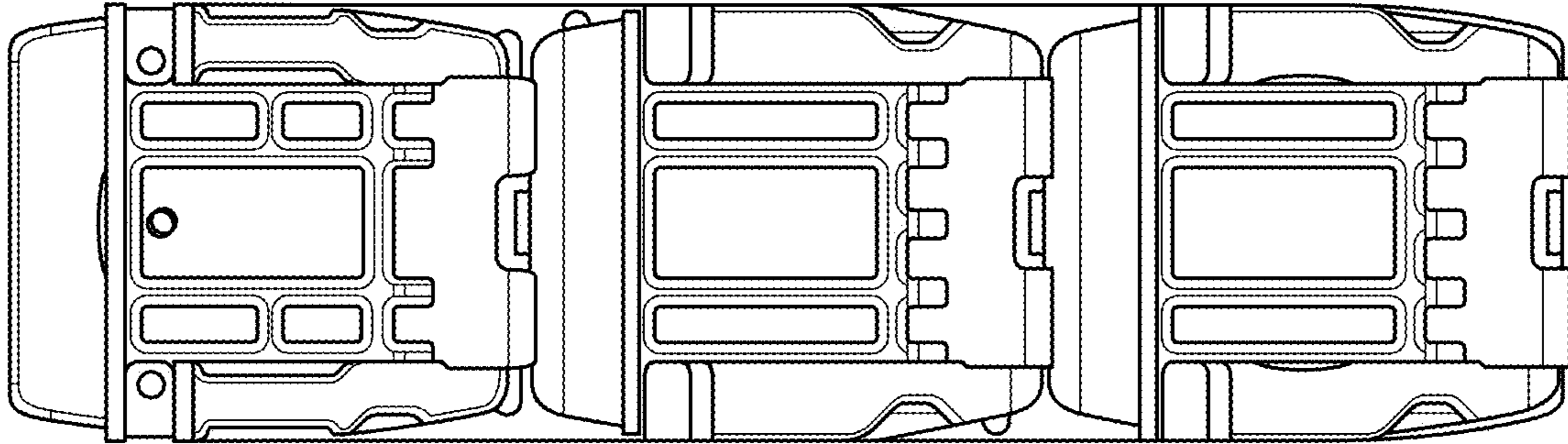


FIG. 5

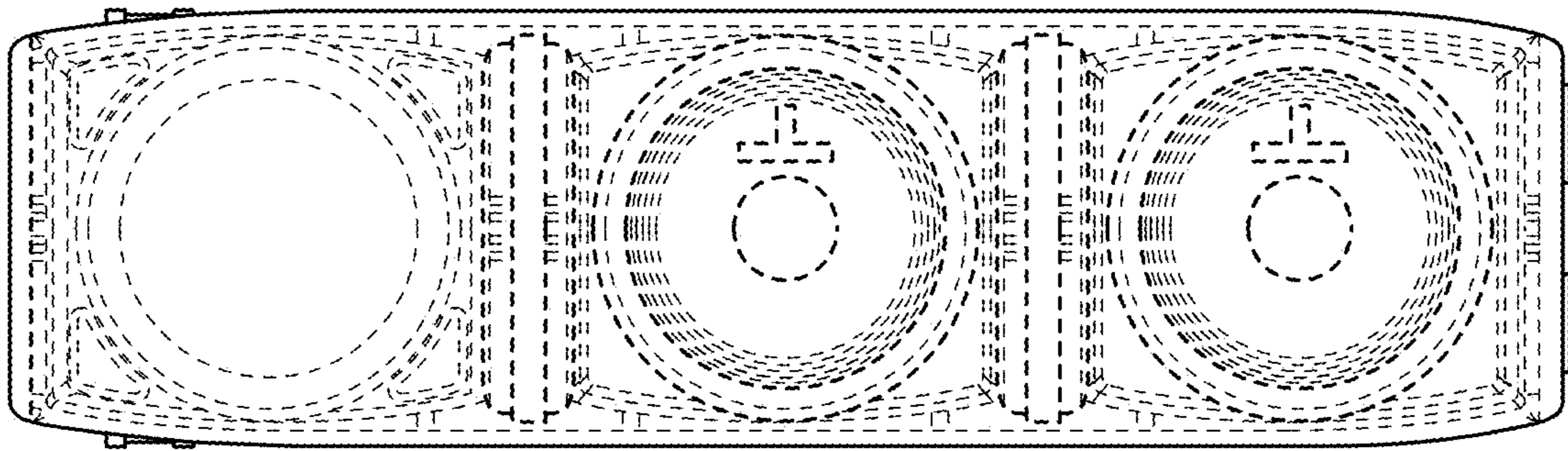


FIG. 6




FIG. 7

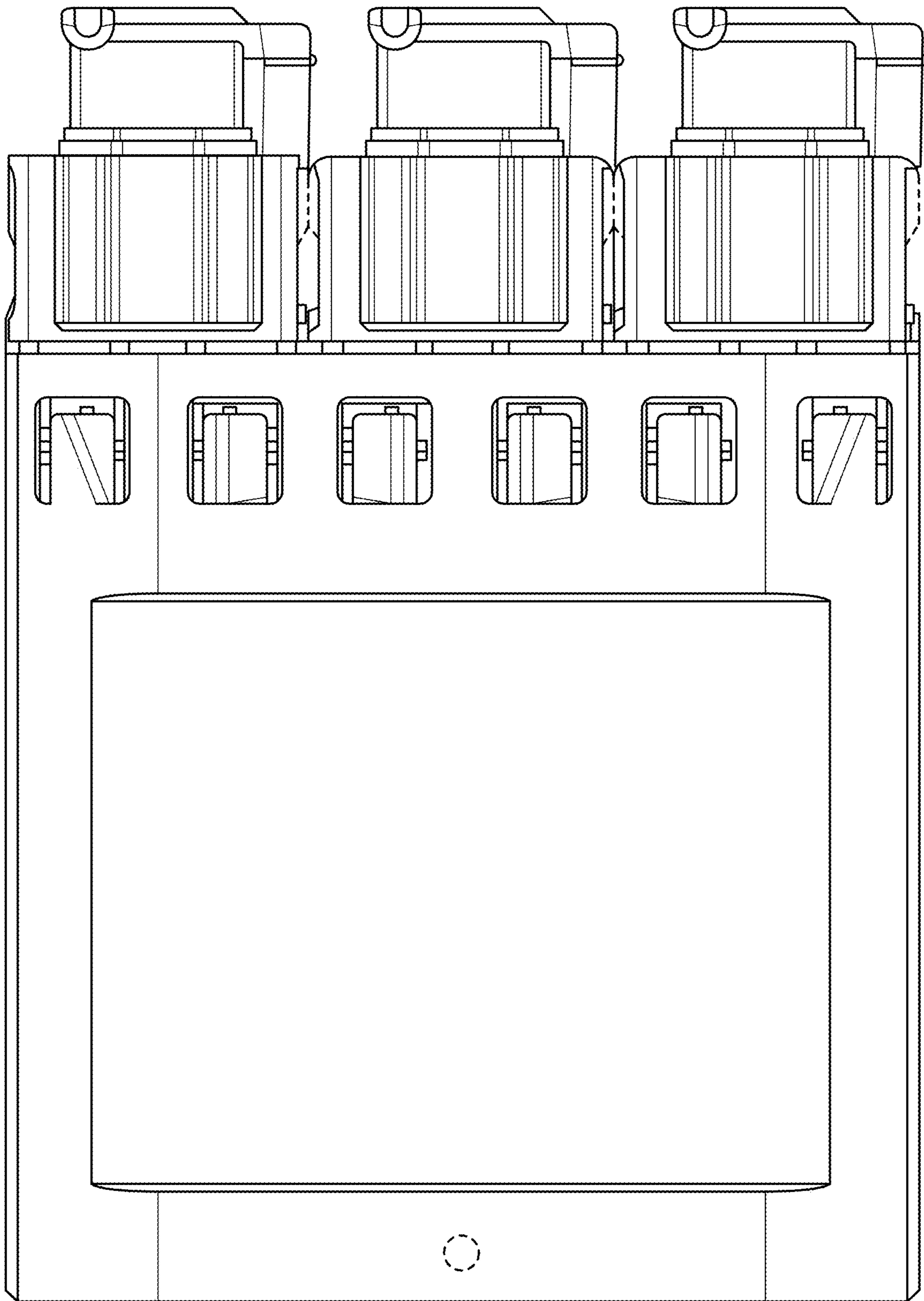


FIG. 8

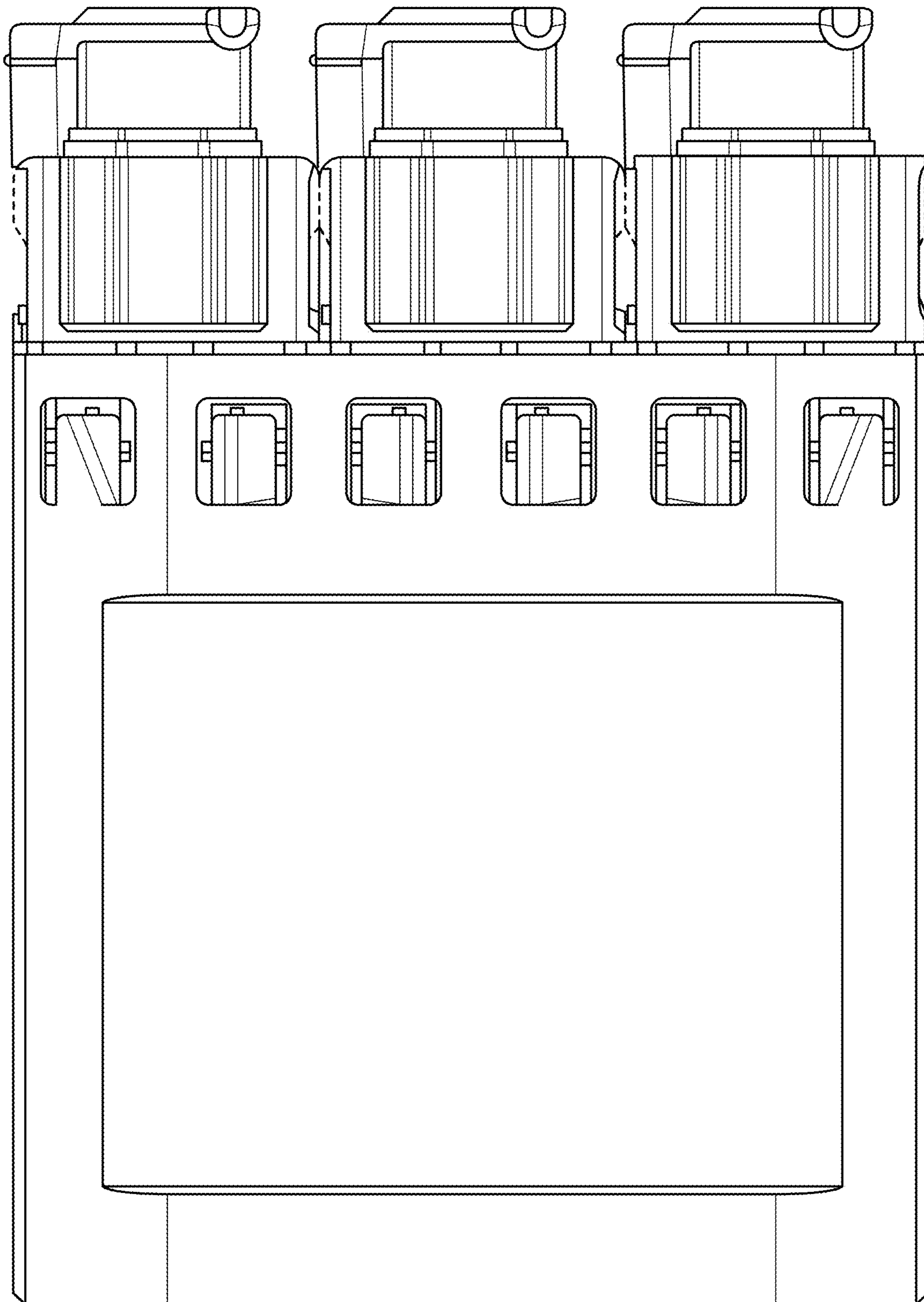


FIG. 9




FIG. 10




FIG. 11

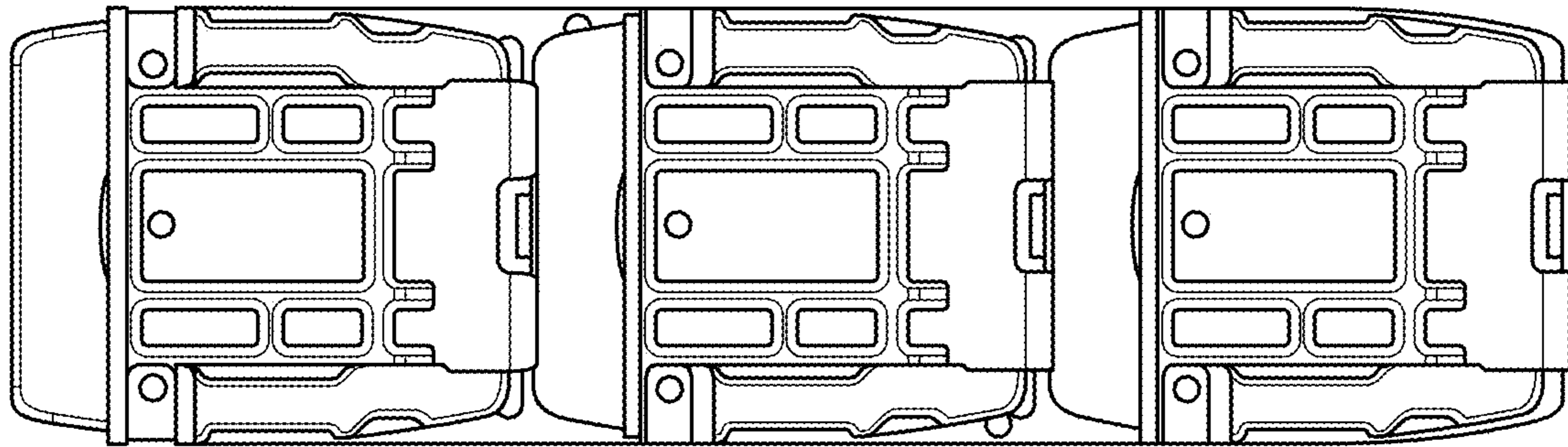


FIG. 12

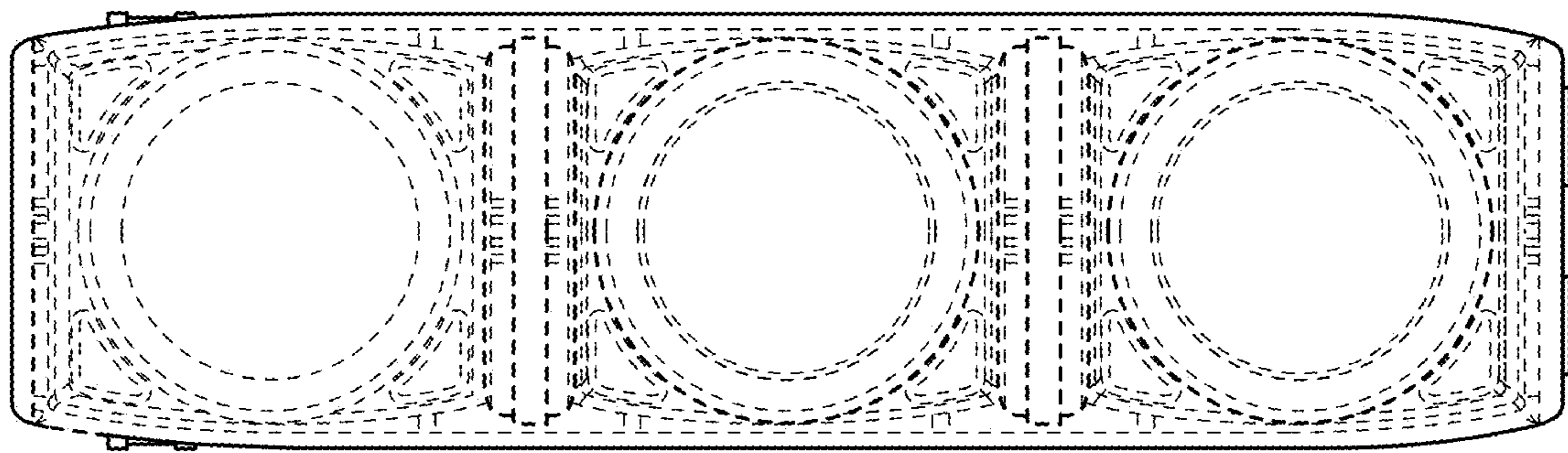


FIG. 13




FIG. 14




FIG. 15




FIG. 16




FIG. 17

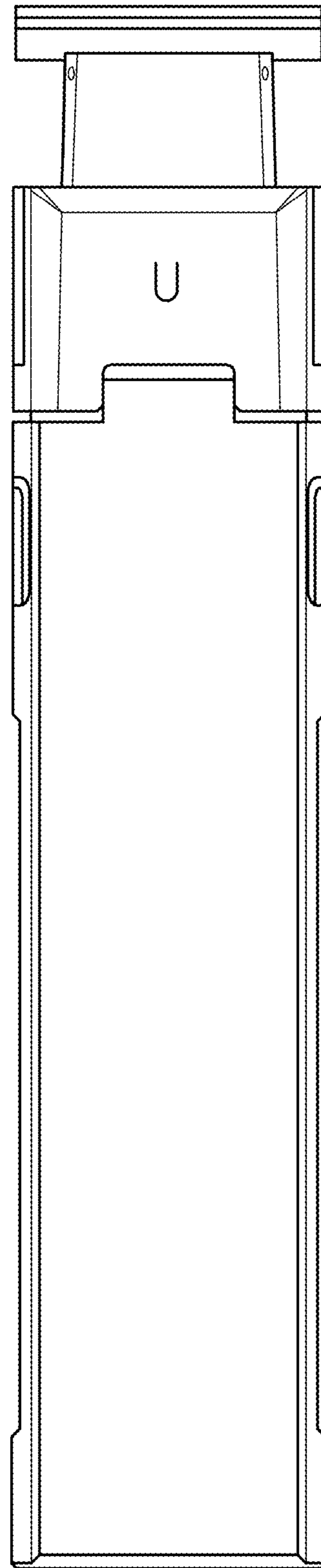


FIG. 18

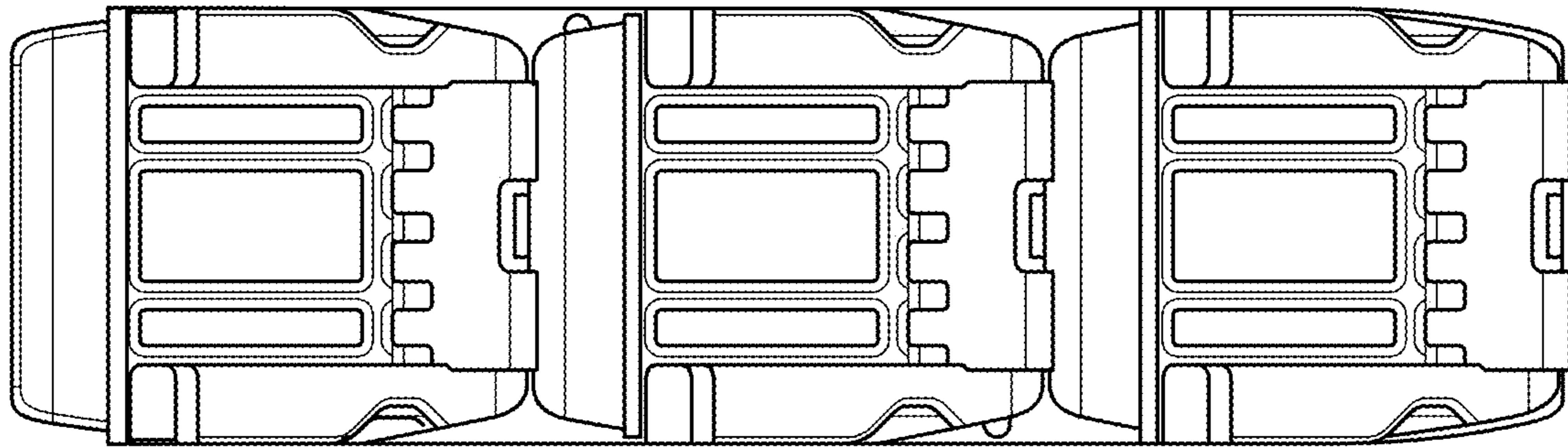


FIG. 19

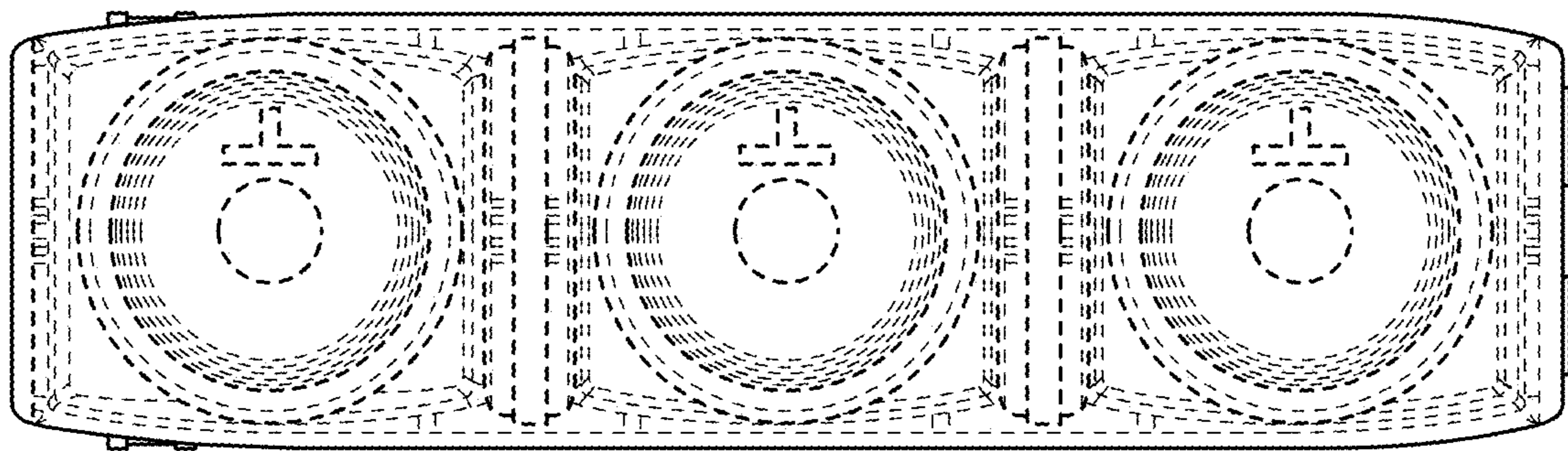


FIG. 20




FIG. 21