



US00D987832S

(12) **United States Design Patent** (10) **Patent No.:** **US D987,832 S**  
**Solana et al.** (45) **Date of Patent:** **\*\* May 30, 2023**

(54) **PNEUMATIC COMPRESSION DEVICE**

D395,514 S \* 6/1998 Stano ..... D24/192  
D435,294 S 12/2000 Pior  
D530,016 S \* 10/2006 Sroufe ..... D24/192  
7,258,676 B2 8/2007 Calderon

(71) Applicant: **Therabody, Inc.**, Los Angeles, CA  
(US)

(Continued)

(72) Inventors: **Jaime Sanchez Solana**, Los Angeles, CA (US); **Brian Carberry**, Beverly Hills, CA (US); **Brian Zeng**, Dongguan (CN); **Washington Alexander Silva Garces**, Los Angeles, CA (US); **William Webb**, San Francisco, CA (US); **Patrick Tufts**, San Francisco, CA (US); **Cale Kaufman**, Oakland, CA (US)

FOREIGN PATENT DOCUMENTS

CN 108420586 A 8/2018  
CN 305930787 7/2020

(Continued)

(73) Assignee: **Therabody, Inc.**, Los Angeles, CA  
(US)

OTHER PUBLICATIONS

Theragun JetBoots, [site visited Jul. 12, 2022]. Available from Internet. URL: <https://www.youtube.com/watch?v=8XZNzjt6W6c> (Year: 2022).\*

(Continued)

(\*\*) Term: **15 Years**

*Primary Examiner* — T Chase Nelson

*Assistant Examiner* — Kelly L Gross

(21) Appl. No.: **29/821,801**

(74) *Attorney, Agent, or Firm* — Sterne, Kessler, Goldstein & Fox P.L.L.C.

(22) Filed: **Jan. 3, 2022**

(51) **LOC (14) Cl.** ..... **24-02**

(52) **U.S. Cl.**

USPC ..... **D24/190**; D24/200

(58) **Field of Classification Search**

USPC ..... D24/188, 190–192, 200, 206, 214, 215, D24/171, 199, 212, 213; D2/970, 980, D2/984–986, 989; D29/120.1, 121.2, D29/121.1, 122, 100, 113, 114

CPC .... A61F 5/0111; A61F 5/0113; A61F 5/0127; A61F 5/0585; A61F 5/0195; A61H 9/0078; A61H 9/0092; A41H 1/008

See application file for complete search history.

(57) **CLAIM**

The ornamental design for a pneumatic compression device, as shown and described.

**DESCRIPTION**

FIG. 1 is a perspective view of a pneumatic compression device showing the claimed design; FIG. 2 is a front elevational view thereof; FIG. 3 is a rear elevational view thereof; FIG. 4 is a right side elevational view thereof; FIG. 5 is a left side elevational view thereof; FIG. 6 is a top plan view thereof; and, FIG. 7 is a bottom plan view thereof. The broken lines in the figures show portions of the pneumatic compression device that form no part of the claimed design.

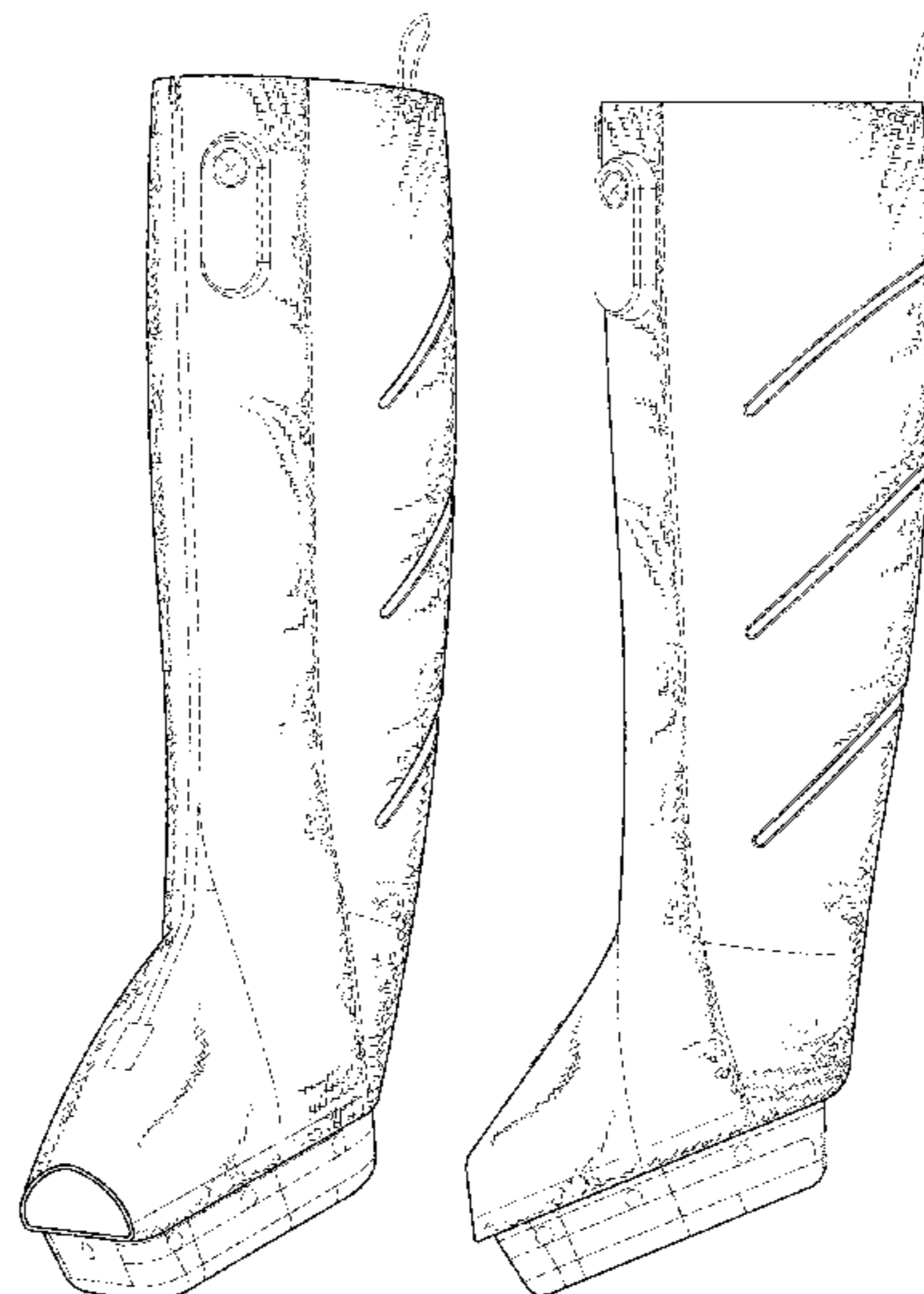
(56) **References Cited**

U.S. PATENT DOCUMENTS

5,050,620 A \* 9/1991 Cooper ..... A61F 13/066  
128/882

5,577,998 A 11/1996 Johnson, Jr.  
D382,673 S \* 8/1997 Hargrove ..... D29/120.1

**1 Claim, 6 Drawing Sheets**



(56)

References Cited

U.S. PATENT DOCUMENTS

D578,652 S \* 10/2008 Tabron ..... D24/192  
 7,717,869 B2 5/2010 Eischen, Sr.  
 D643,537 S 8/2011 Lee  
 8,226,585 B2 7/2012 Pick  
 D683,908 S \* 6/2013 Pasloski ..... D29/121.2  
 D686,738 S \* 7/2013 Tabron ..... D24/192  
 8,608,676 B2 \* 12/2013 Jorissen ..... A61F 5/05825  
 602/8  
 D756,076 S \* 5/2016 Branum ..... D2/910  
 D774,652 S \* 12/2016 Rego, Jr. .... D24/189  
 D798,463 S \* 9/2017 Crewdson ..... D24/192  
 D798,464 S \* 9/2017 Crewdson ..... D24/192  
 9,788,738 B2 \* 10/2017 Barak ..... A61H 9/0078  
 9,827,131 B2 \* 11/2017 Watts ..... A61F 5/0111  
 10,092,250 B2 \* 10/2018 Tucker ..... A61H 9/0078  
 10,226,211 B2 \* 3/2019 Barak ..... A61B 5/0205  
 D848,625 S \* 5/2019 Chase ..... D24/190  
 10,350,104 B2 \* 7/2019 Wellendorf ..... A61F 5/0104  
 10,463,565 B2 \* 11/2019 Lowe ..... A61H 9/0092  
 10,512,558 B2 \* 12/2019 Hepper ..... A61F 5/0127  
 D872,286 S \* 1/2020 Hoffman ..... D24/190  
 D872,288 S \* 1/2020 Zhang ..... D24/192  
 D872,289 S \* 1/2020 Zhang ..... D24/192  
 D872,291 S \* 1/2020 Ben-Noon ..... D24/200  
 D873,424 S \* 1/2020 Zhang ..... D24/192  
 D874,661 S \* 2/2020 Theriot ..... A61H 9/0078  
 D24/190  
 D875,262 S \* 2/2020 Kruchem ..... D24/190  
 D875,959 S \* 2/2020 Zhang ..... A61H 9/0078  
 D24/190  
 D888,969 S \* 6/2020 Zhang ..... D24/190  
 D893,734 S \* 8/2020 Hu ..... D24/192  
 D897,547 S \* 9/2020 Kuehl ..... A61F 5/05825  
 D24/192

D899,760 S \* 10/2020 Kuang ..... D2/980  
 10,813,825 B2 \* 10/2020 Schubert ..... A61H 9/0078  
 D904,619 S \* 12/2020 Spyropoulos ..... D24/169  
 D911,537 S \* 2/2021 Weinstein ..... D24/206  
 D919,103 S \* 5/2021 MacPherson ..... D24/190  
 D919,951 S \* 5/2021 Yang ..... D2/920  
 D920,653 S \* 6/2021 Eckhaus ..... D2/970  
 D921,207 S \* 6/2021 Chase ..... D24/190  
 D923,805 S \* 6/2021 Li ..... A61F 13/066  
 D24/207  
 11,052,015 B2 7/2021 Zeutzius  
 11,103,376 B1 \* 8/2021 Gramaglia ..... A61F 5/0127  
 11,109,994 B2 \* 9/2021 McNamara ..... A41D 13/0543  
 D950,231 S \* 5/2022 Liang ..... D2/980  
 D950,232 S \* 5/2022 Li ..... D2/980  
 D955,735 S \* 6/2022 Li ..... D2/980  
 2016/0206500 A1 7/2016 Steinlauf  
 2020/0375270 A1 12/2020 Holschuh  
 2022/0160574 A1 \* 5/2022 Ravikumar ..... A61H 9/0078  
 2022/0168495 A1 \* 6/2022 Locke ..... A61M 1/90  
 2022/0192914 A1 \* 6/2022 Wersland ..... A61F 5/012

FOREIGN PATENT DOCUMENTS

CN 306572490 5/2021  
 CN 306572491 5/2021  
 CN 306651250 6/2021  
 JP 16188545 11/2018

OTHER PUBLICATIONS

Kangda, Pneumatic Walker Boots—[https://www.alibaba.com/product-detail/Pneumatic-Walker-Boots-orthopedic-ankle-cam\\_62348599907.html](https://www.alibaba.com/product-detail/Pneumatic-Walker-Boots-orthopedic-ankle-cam_62348599907.html); 2021.

\* cited by examiner

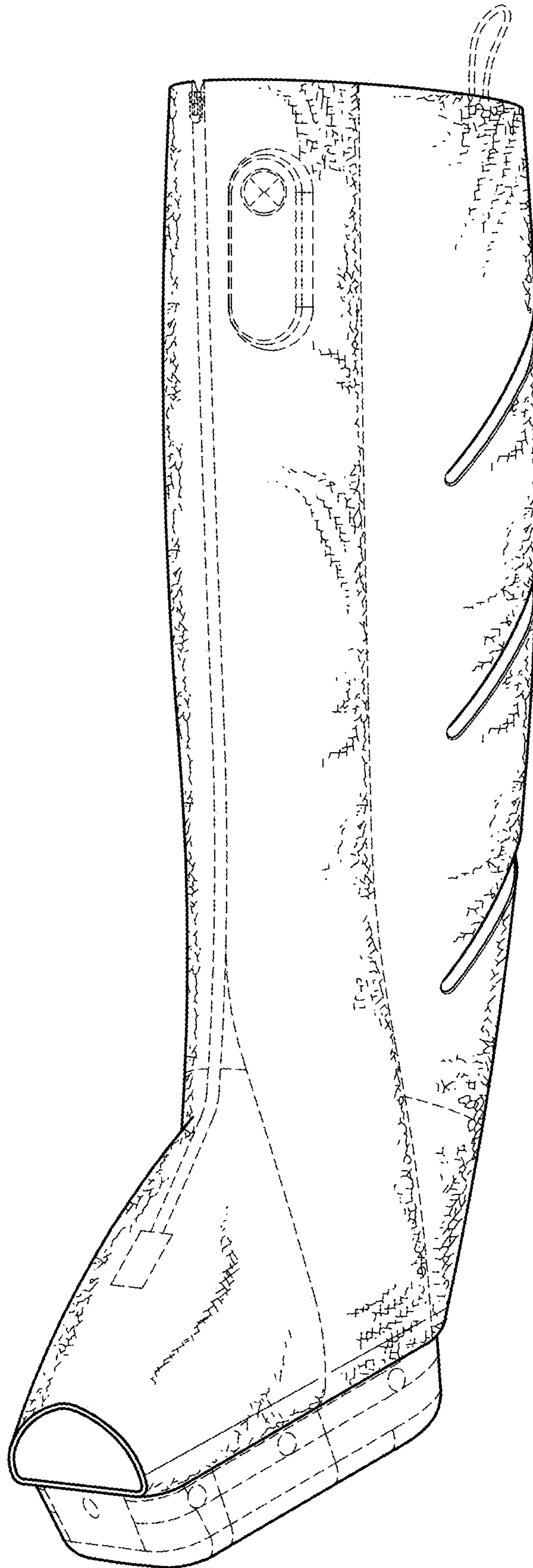



FIG. 1



**FIG. 2**

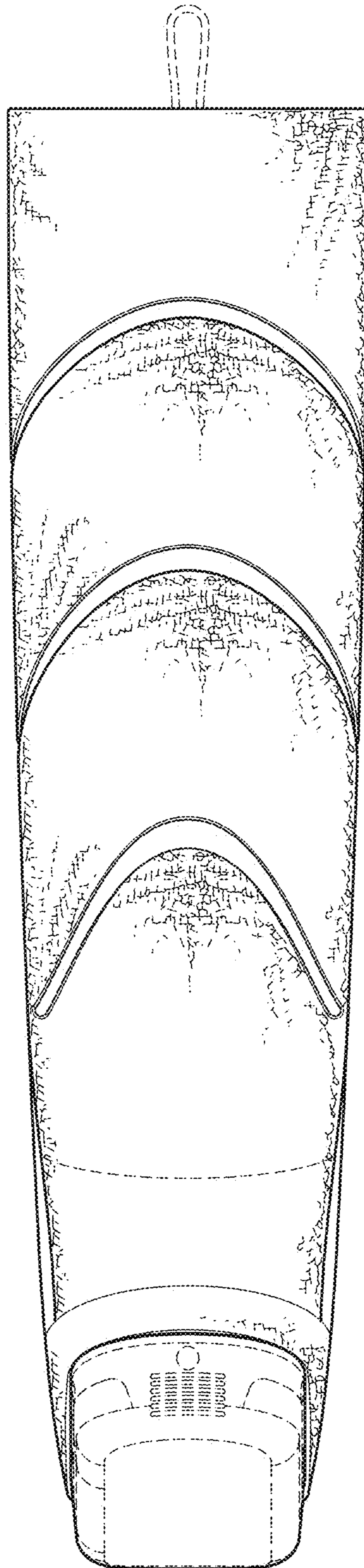


FIG. 3

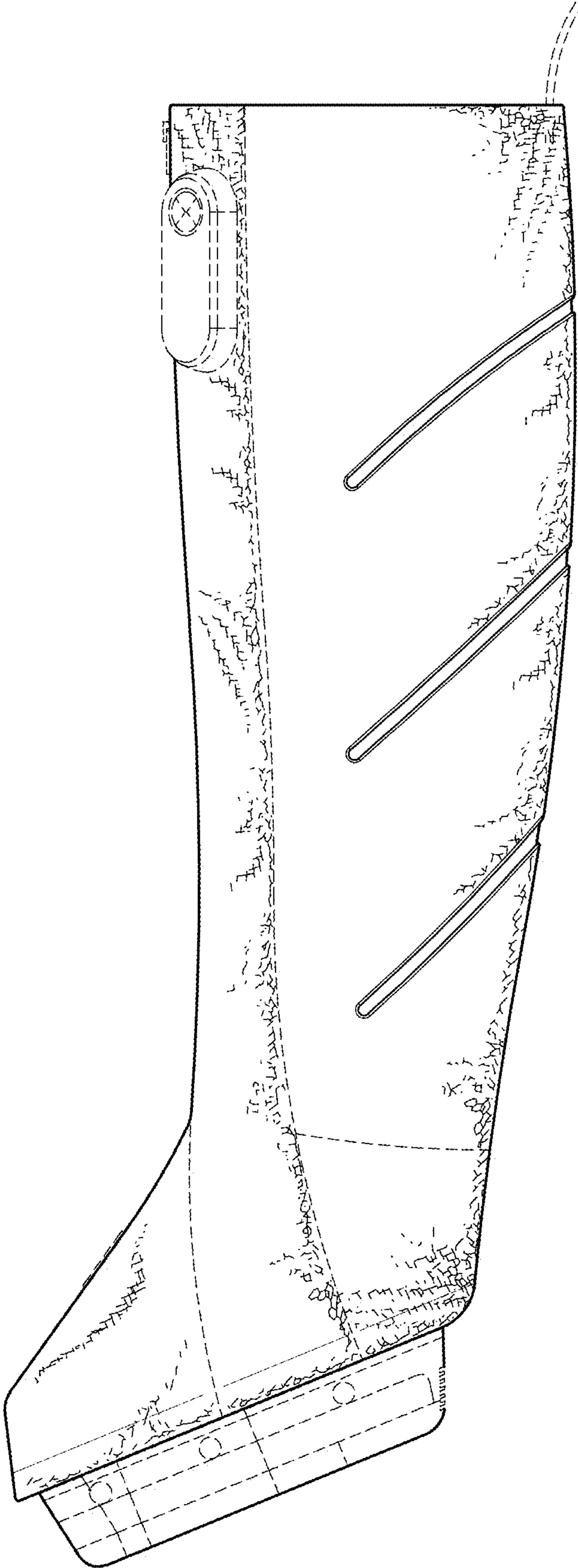
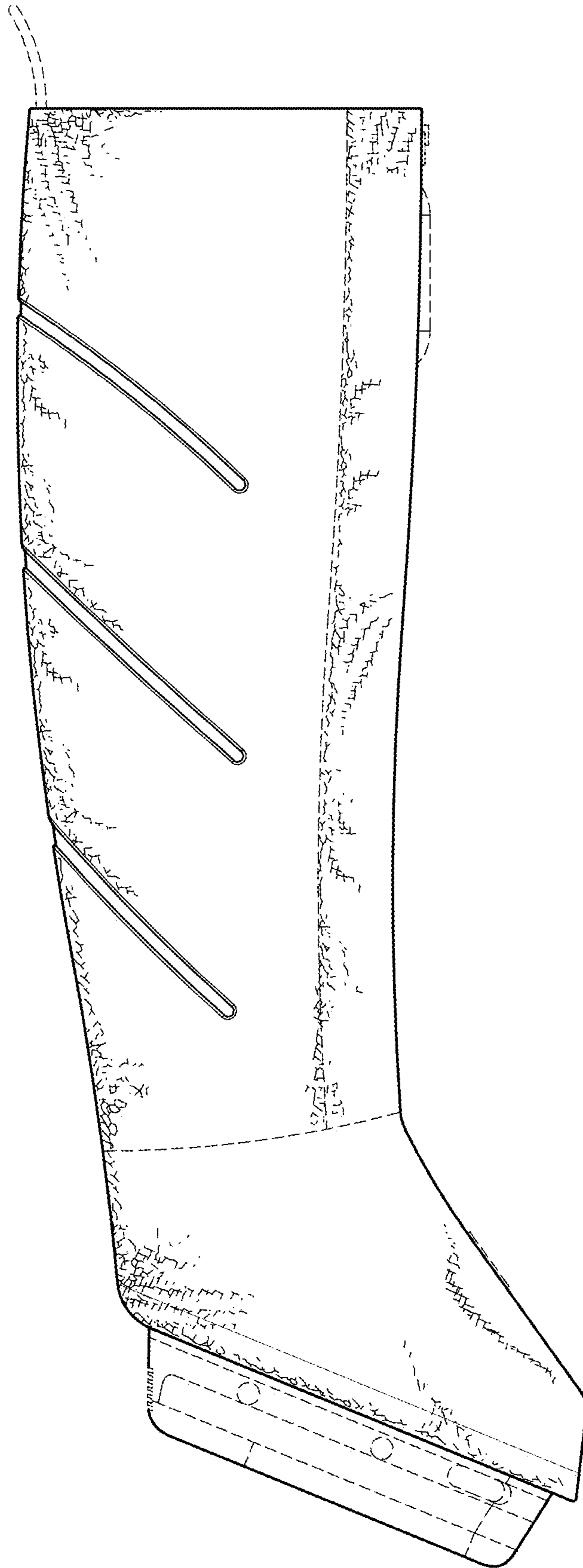
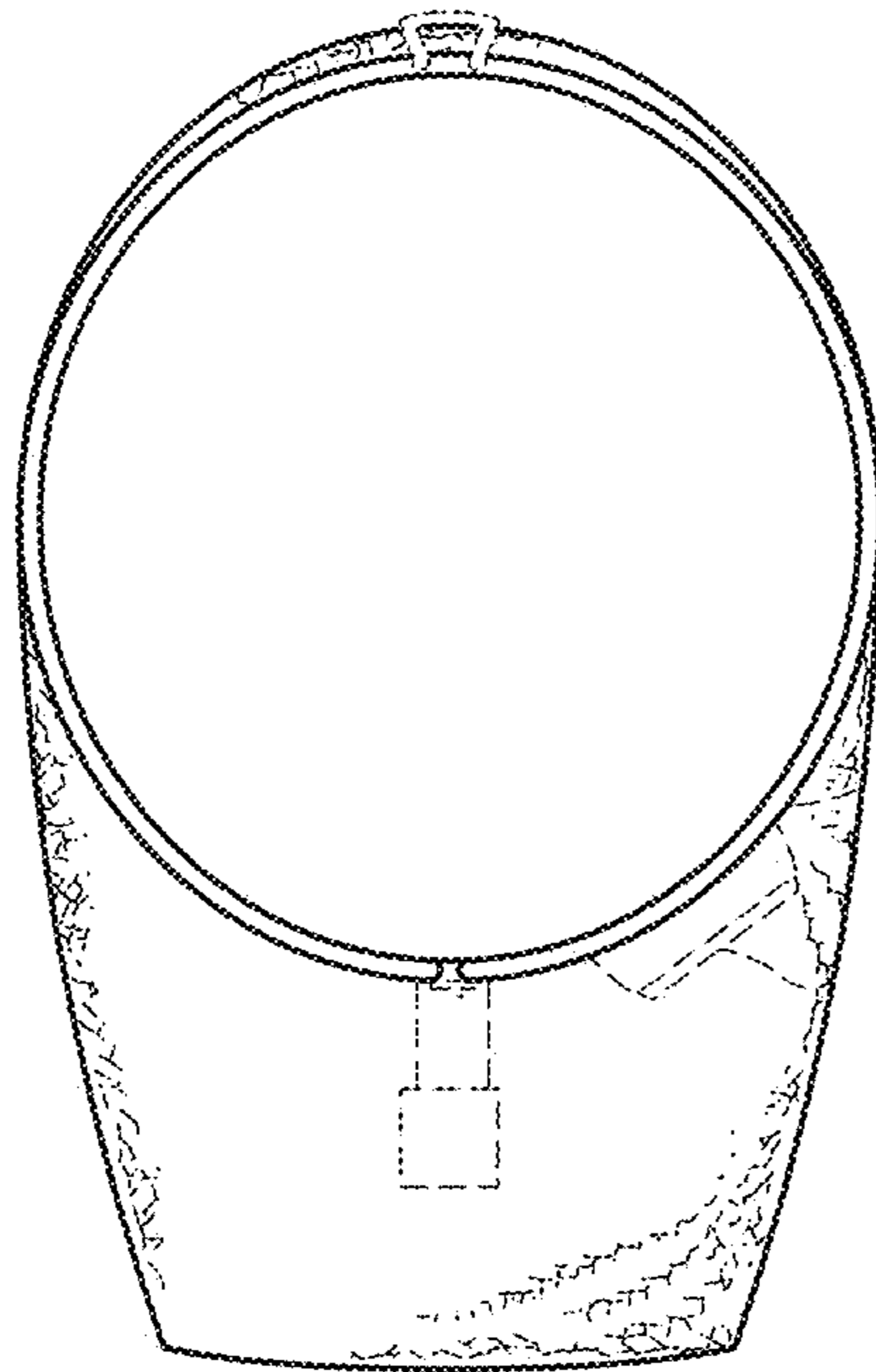


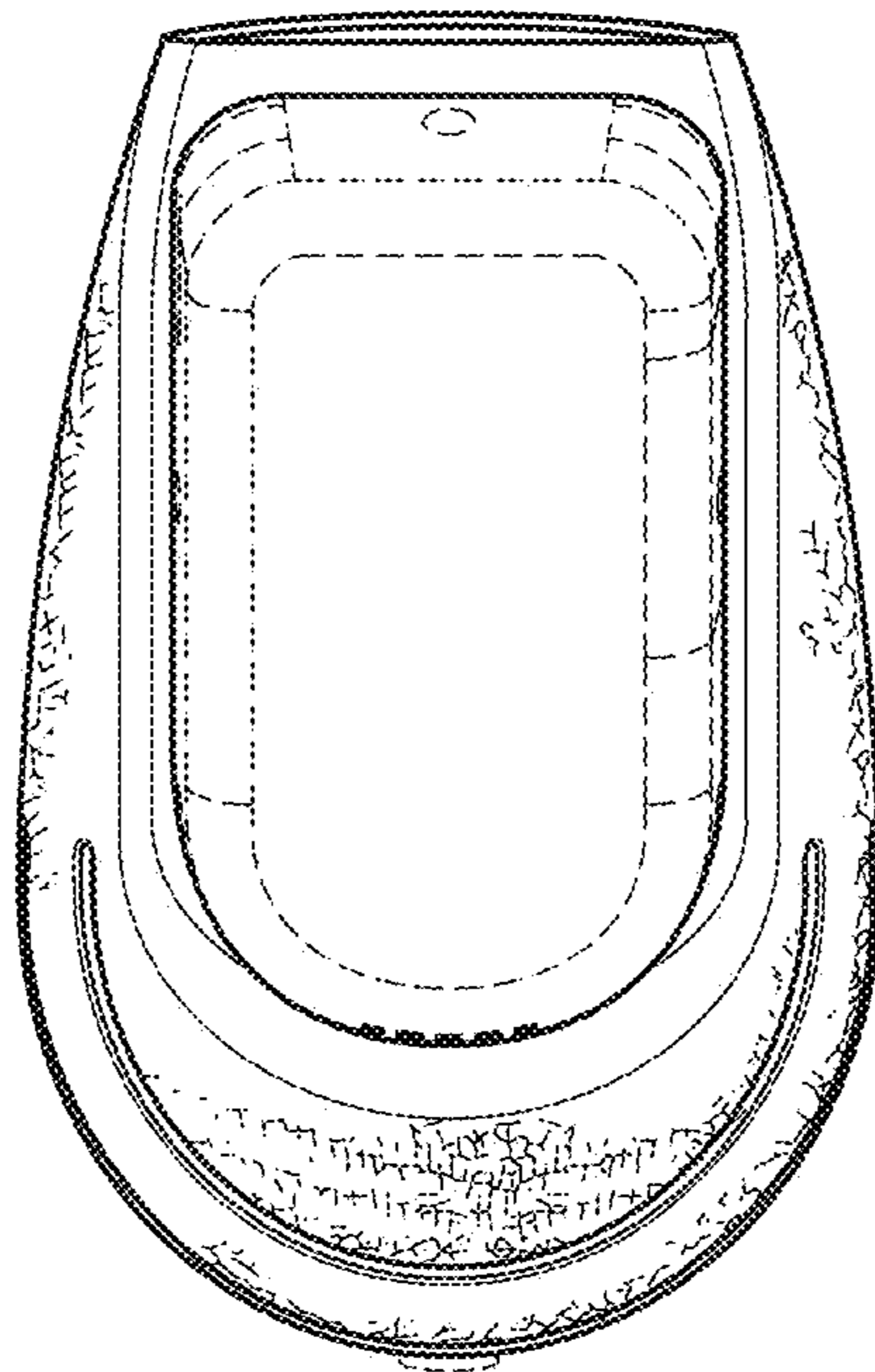
FIG. 4



**FIG. 5**



**FIG. 6**



**FIG. 7**