



US00D987816S

(12) **United States Design Patent** (10) **Patent No.:** **US D987,816 S**
Sartini (45) **Date of Patent:** **** May 30, 2023**

(54) **ABSORBENT ARTICLE**
(71) Applicant: **The Procter & Gamble Company**,
Cincinnati, OH (US)
(72) Inventor: **Emma Lynn Sartini**, Covington, KY
(US)
(73) Assignee: **THE PROCTER & GAMBLE**
COMPANY, Cincinnati, OH (US)
(**) Term: **15 Years**
(21) Appl. No.: **29/770,322**
(22) Filed: **Feb. 11, 2021**
(51) **LOC (14) Cl.** **24-04**
(52) **U.S. Cl.**
USPC **D24/125**
(58) **Field of Classification Search**
USPC D24/124, 125, 126, 189, 190, 191, 192
CPC A61F 13/15; A61F 13/64; A61F 13/476;
A61F 13/5611; A61F 13/4704
See application file for complete search history.

(56) **References Cited**
U.S. PATENT DOCUMENTS
D539,905 S 4/2007 Amstadt et al.
D542,411 S 5/2007 Gubernick et al.
D636,076 S 4/2011 Hood
D695,894 S 12/2013 Bruno
D820,975 S 6/2018 Gressle
10,123,920 B2 11/2018 Lankhof
D919,084 S * 5/2021 Alkmin D24/124
D932,617 S * 10/2021 Hale D24/125
D943,739 S * 2/2022 Alkmin D24/124
D949,330 S * 4/2022 Alkmin D24/124
(Continued)

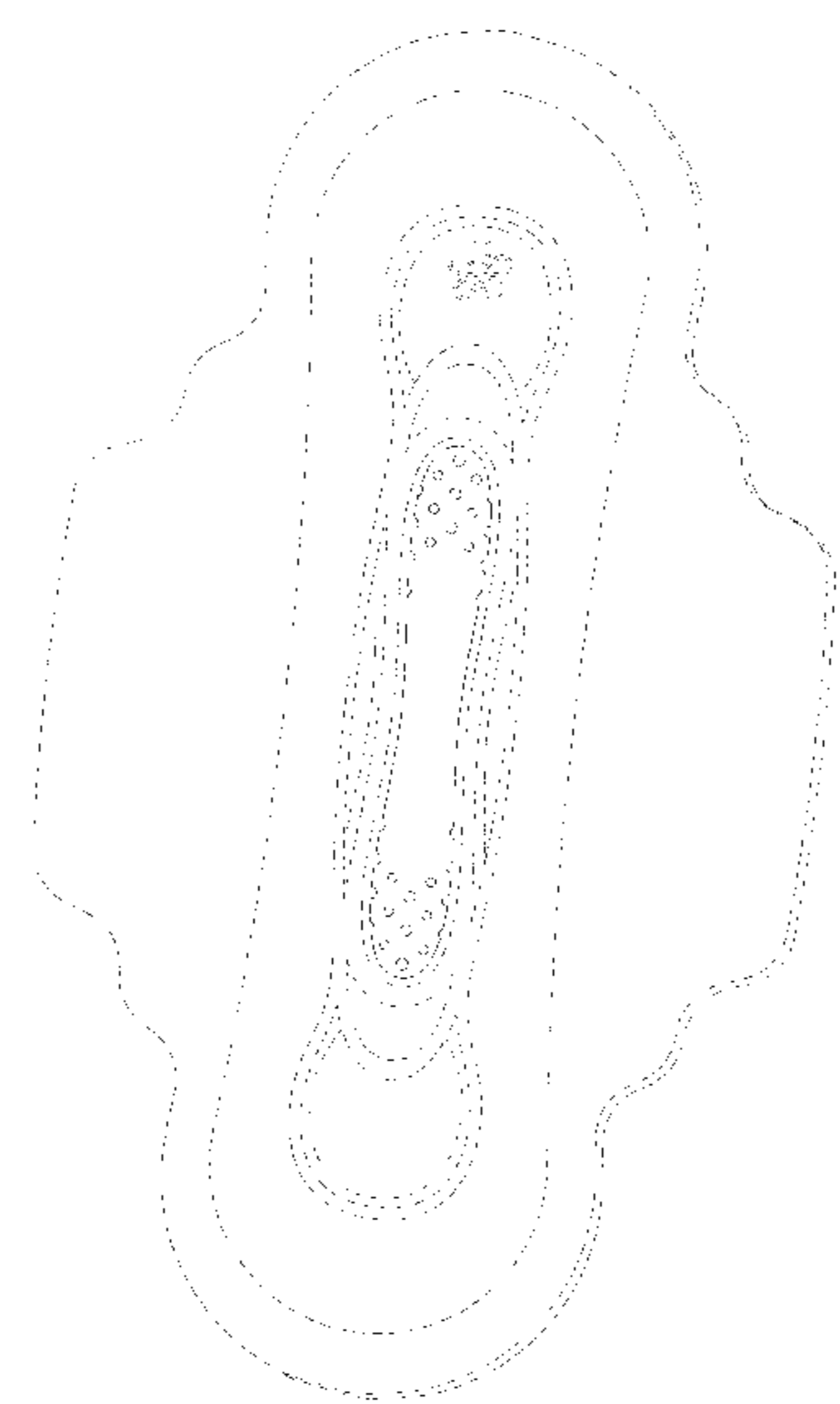
FOREIGN PATENT DOCUMENTS
WO DM070461 I1 7/2008

Primary Examiner — Samantha Q Lawrence
(74) *Attorney, Agent, or Firm* — Melissa G. Krasovec;
George H. Leal

(57) **CLAIM**
The ornamental design for an absorbent article, as shown
and described.

DESCRIPTION
FIG. 1 is a perspective view showing front and right sides of
an absorbent article;
FIG. 2 is a view of the front side of the absorbent article of
FIG. 1;
FIG. 3 is a view of the right side of the absorbent article of
FIG. 1;
FIG. 4 is a view of the back side of the absorbent article of
FIG. 1;
FIG. 5 is a view of the left side of the absorbent article of
FIG. 1;
FIG. 6 is a view of the top side of the absorbent article of
FIG. 1; and
FIG. 7 is a view of the bottom side of the absorbent article
of FIG. 1.
FIG. 8 is a perspective view of another absorbent article
showing the front and right sides of the absorbent article;
FIG. 9 is a view of the front side of the absorbent article of
FIG. 8;
FIG. 10 is a view of the right side of the absorbent article of
FIG. 8;
FIG. 11 is a view of the back side of the absorbent article of
FIG. 8;
FIG. 12 is a view of the left side of the absorbent article of
FIG. 8;
FIG. 13 is a view of the top side of the absorbent article of
FIG. 8; and,
FIG. 14 is a view of the bottom side of the absorbent article
of FIG. 8.
The broken lines shown in FIGS. 1-14 illustrate portions of
the absorbent article that form no part of the claimed design.

1 Claim, 8 Drawing Sheets



(56)

References Cited

U.S. PATENT DOCUMENTS

D952,837 S * 5/2022 Hale D24/125
D953,523 S * 5/2022 Hale D24/125

* cited by examiner

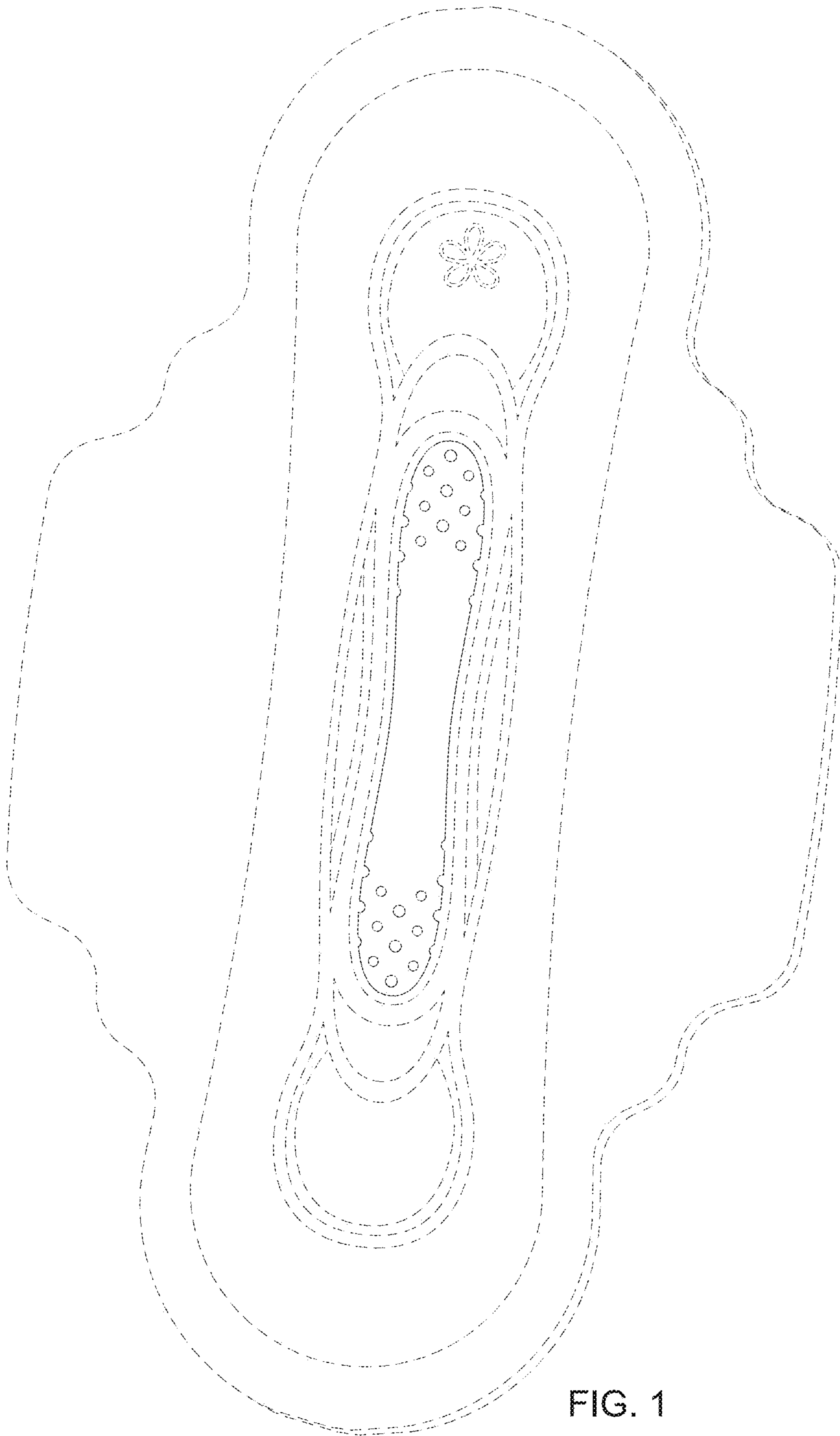


FIG. 1

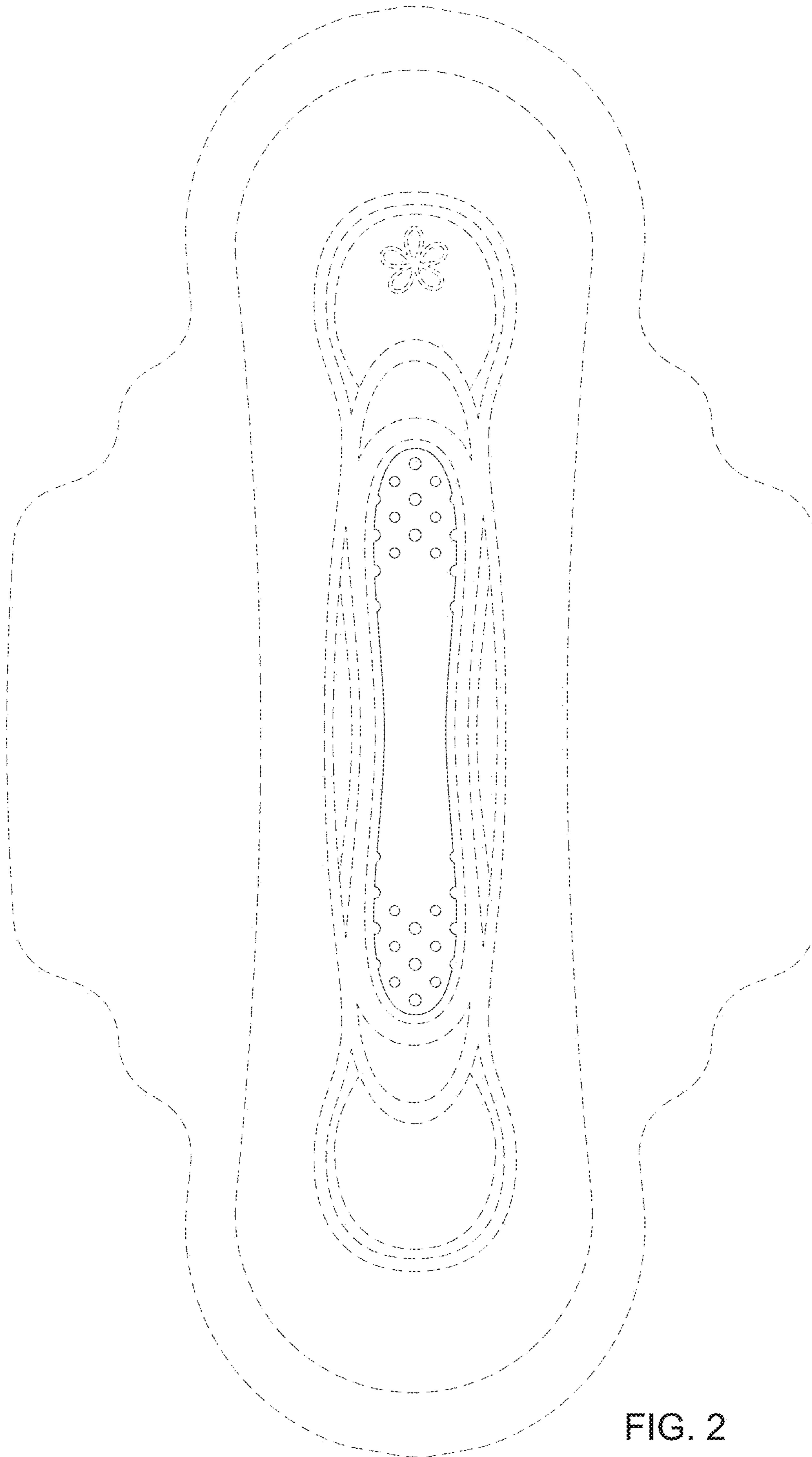


FIG. 2


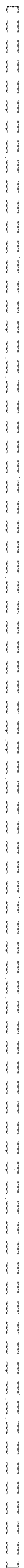


FIG. 3

FIG. 4

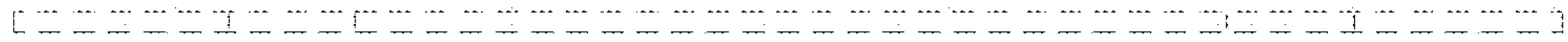



FIG. 6

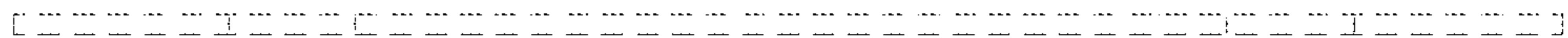


FIG. 7

FIG. 5

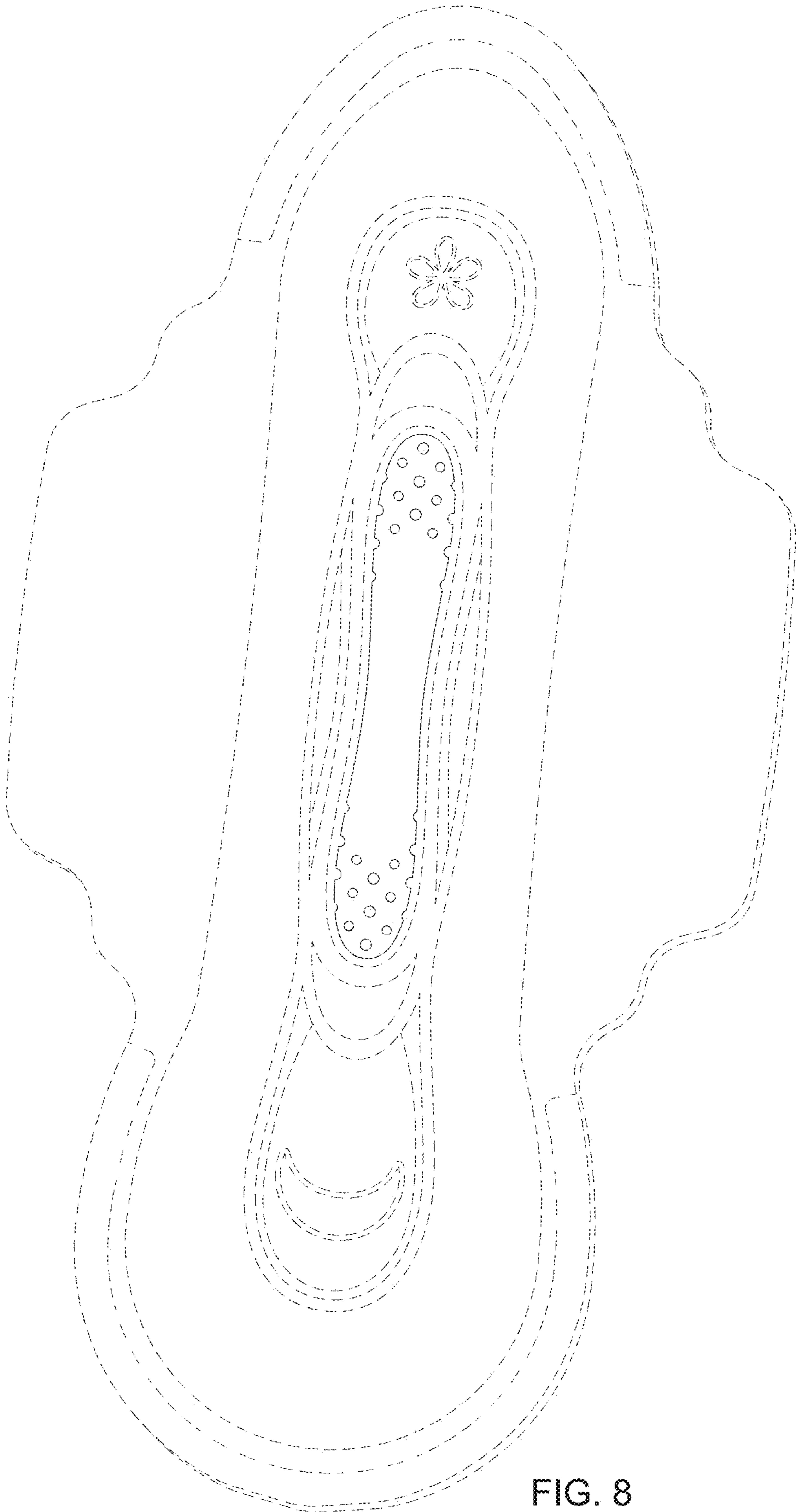


FIG. 8

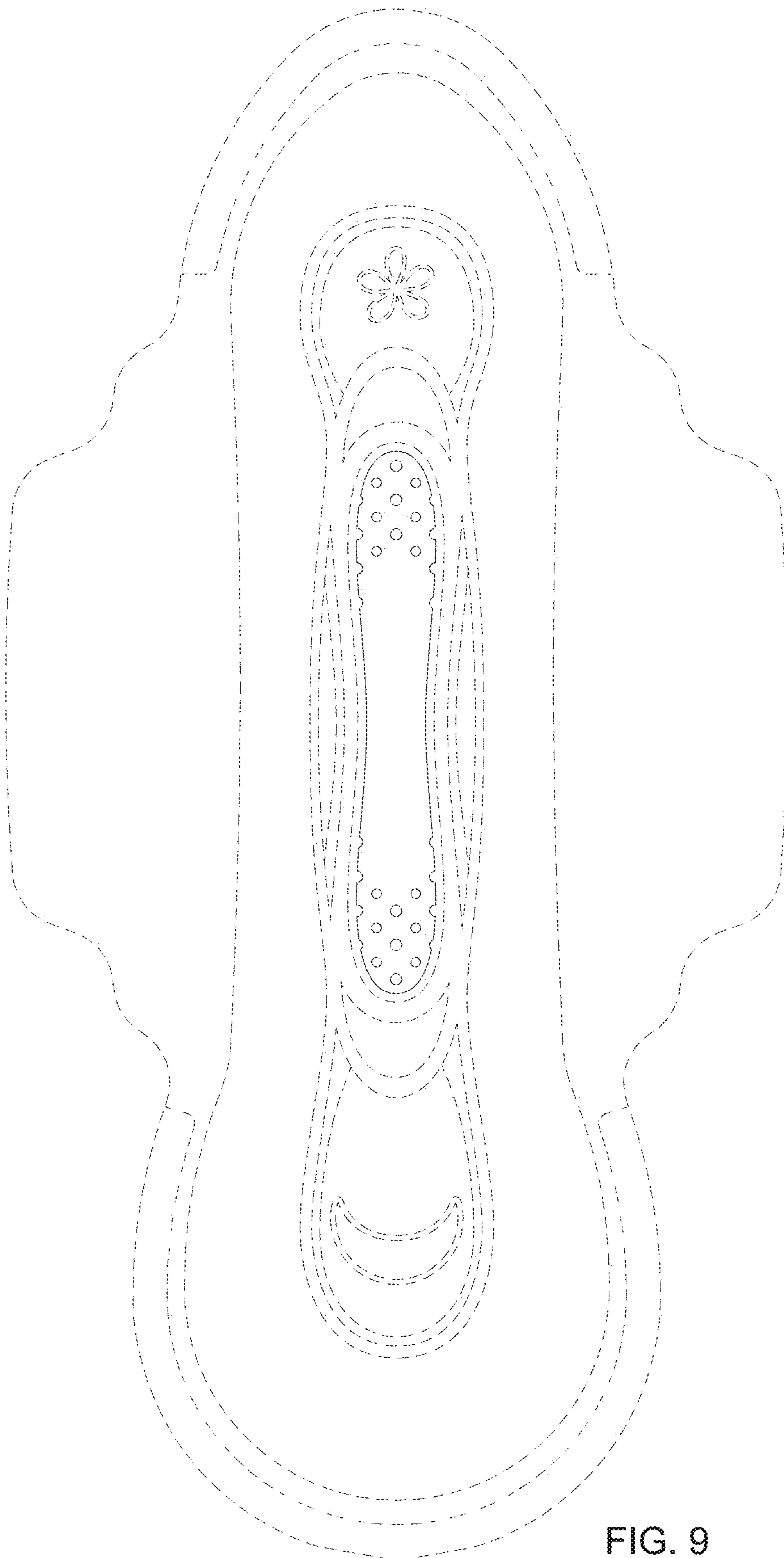


FIG. 9


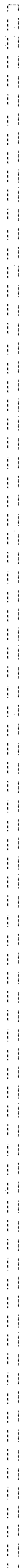


FIG. 10

FIG. 11


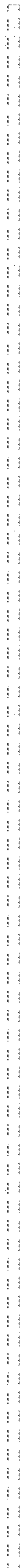


FIG. 13

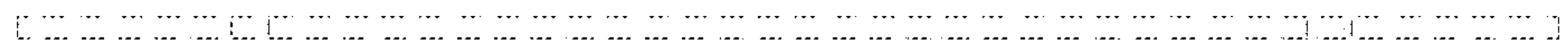


FIG. 14

FIG. 12