



US00D987803S

(12) **United States Design Patent**
Chen et al.

(10) **Patent No.:** **US D987,803 S**
(45) **Date of Patent:** **** May 30, 2023**

(54) **AIR PURIFIER**

FOREIGN PATENT DOCUMENTS

(71) Applicant: **Healthlead Corporation Limited**,
Shenzhen (CN)

CN 202130406322.7 * 11/2021
CN 202130277950.X * 9/2022

(72) Inventors: **Yaogang Chen**, Shenzhen (CN);
Zhixue Zou, Shenzhen (CN);
Hongzeng Zhang, Shenzhen (CN)

OTHER PUBLICATIONS

(73) Assignee: **Healthlead Corporation Limited**,
Shenzhen (CN)

Ganiza G200S Air Purifier. Catalogue [Online]. Amazon Standard ID# B0B4B1477R. Amazon.com 2022. [Date First Available {Jun. 16, 2022}][Retrieved on Jan. 26, 2023]. Retrieved from the Internet: <URL:https://www.amazon.com/dp/B0B4B1477R?th=1> (Year: 2022).*

(**) Term: **15 Years**

Ganiza P200S Air Purifier. Catalogue [Online]. Amazon Standard ID# B0BC8DLL4X. Amazon.com 2022. [Date First Available {Aug. 29, 2022}][Retrieved on Jan. 26, 2023]. Retrieved from the Internet: <URL:https://www.amazon.com/Air-Purifiers-Home-Large-Room/dp/B0BC8DLL4X?th=1> (Year: 2022).*

(21) Appl. No.: **29/795,010**

* cited by examiner

(22) Filed: **Jun. 16, 2021**

(30) **Foreign Application Priority Data**

Primary Examiner — Janice Hallmark
Assistant Examiner — Adedoyin Taiwo Odeyale
(74) *Attorney, Agent, or Firm* — Westbridge IP LLC

May 14, 2021 (CN) 202130289989.3

(51) **LOC (14) Cl.** **23-04**

(57) **CLAIM**

(52) **U.S. Cl.**
USPC **D23/364**

The ornamental design for an air purifier, as shown and described.

(58) **Field of Classification Search**
USPC D23/314, 332, 333, 335, 336, 355, 356,
D23/364, 365, 366, 378

DESCRIPTION

CPC F24F 1/0022; F24F 3/14; F24F 6/06; F24F
8/80; B01D 46/00281; B01D 46/0043;
A61L 2209/12; A61L 2209/14
See application file for complete search history.

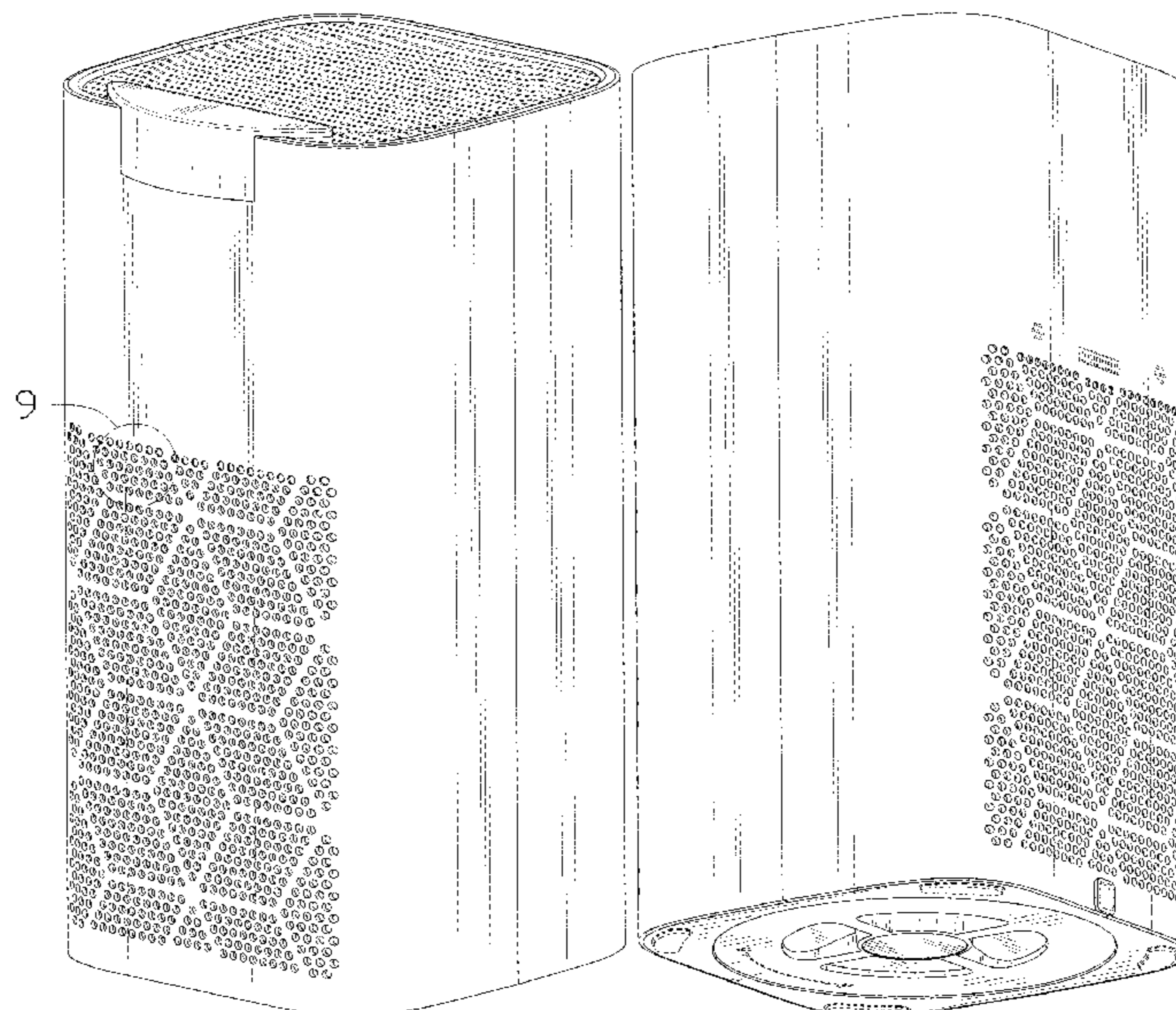
FIG. 1 is a front perspective view of an air purifier showing our new design;
FIG. 2 is a rear perspective view thereof;
FIG. 3 is a front elevation view thereof;
FIG. 4 is a rear elevation view thereof;
FIG. 5 is a left side elevation view thereof;
FIG. 6 is a right side elevation view thereof;
FIG. 7 is a top plan view thereof;
FIG. 8 is a bottom plan view thereof; and,
FIG. 9 is an enlarged view of portion 9 in FIG. 1.
The evenly spaced broken lines illustrate portions of the air purifier that form no part of the claimed design.

(56) **References Cited**

U.S. PATENT DOCUMENTS

D924,385 S * 7/2021 Liu F24F 13/20
D23/356
D943,076 S * 2/2022 Yu D23/364
D948,017 S * 4/2022 Chen D23/364
D964,534 S * 9/2022 Yu D23/364

1 Claim, 9 Drawing Sheets



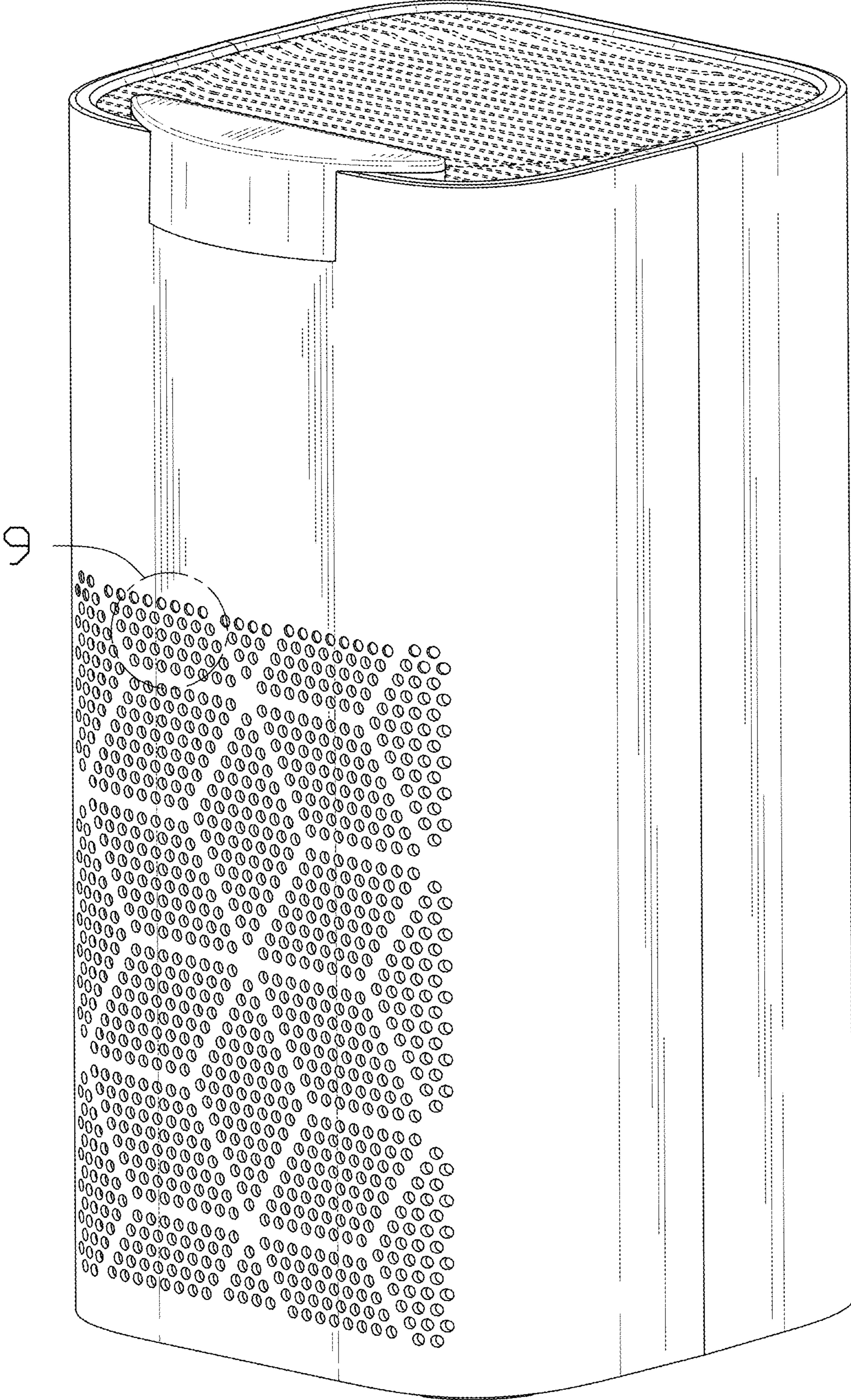


FIG. 1




FIG. 2

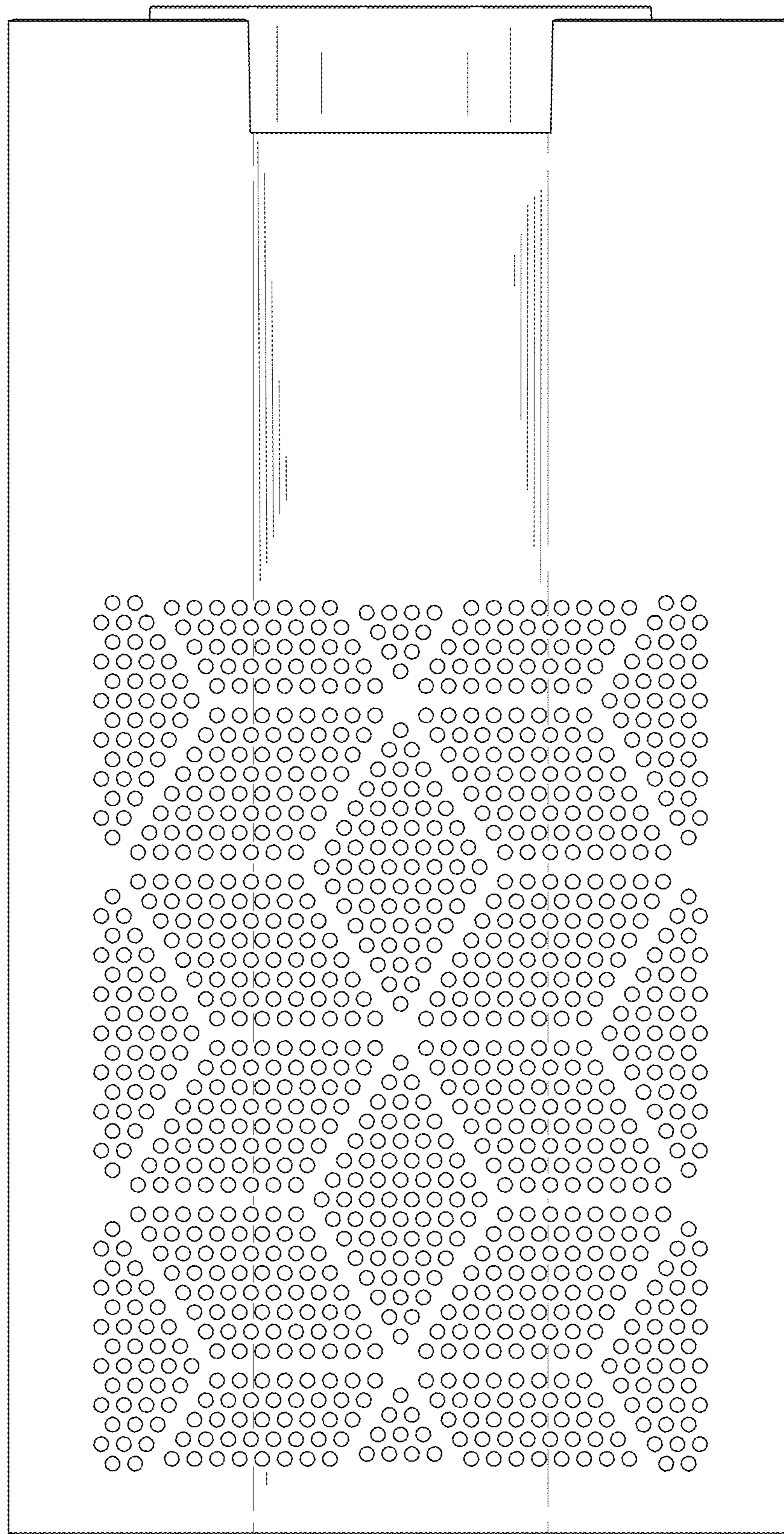


FIG. 3

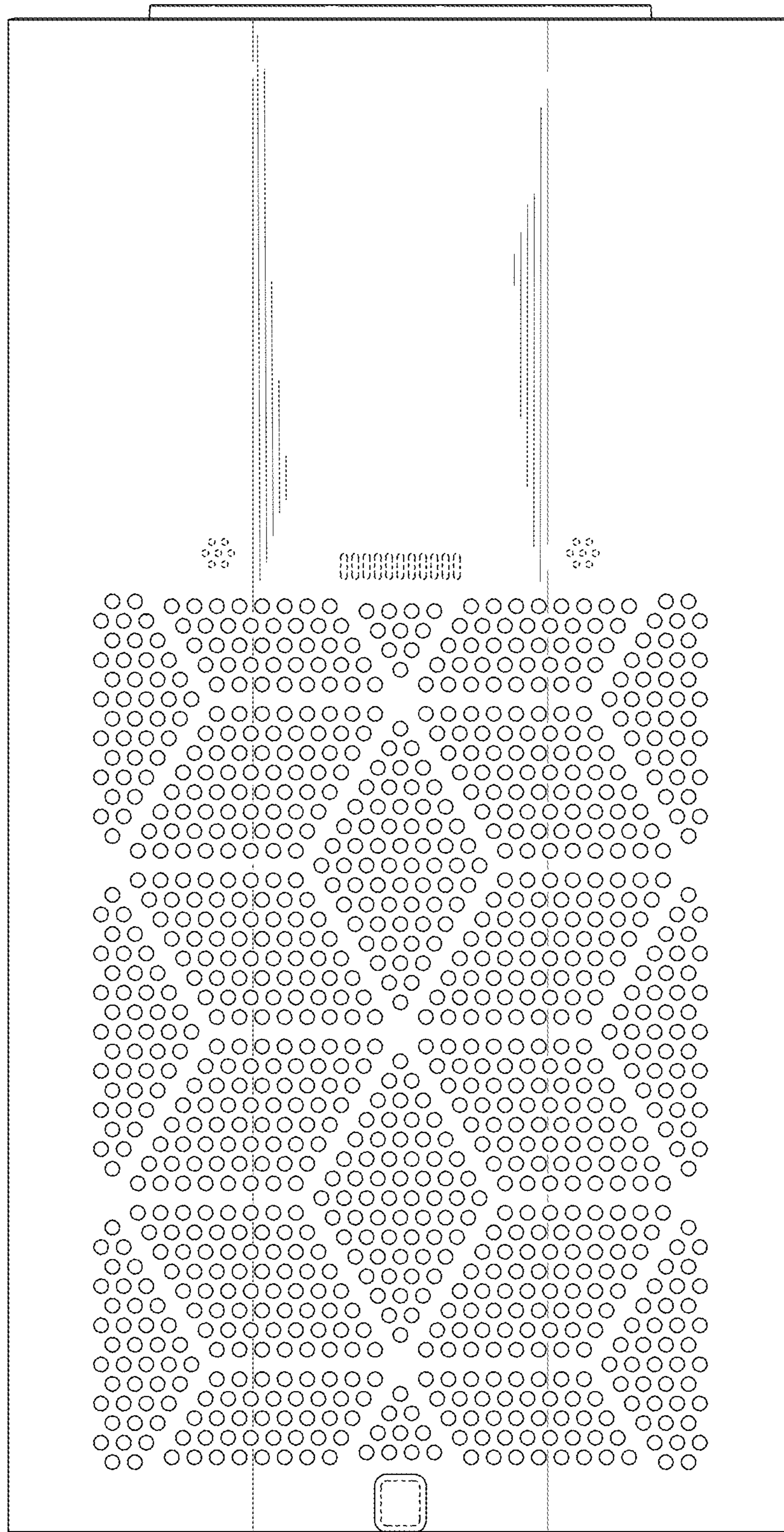


FIG. 4




FIG. 5




FIG. 6

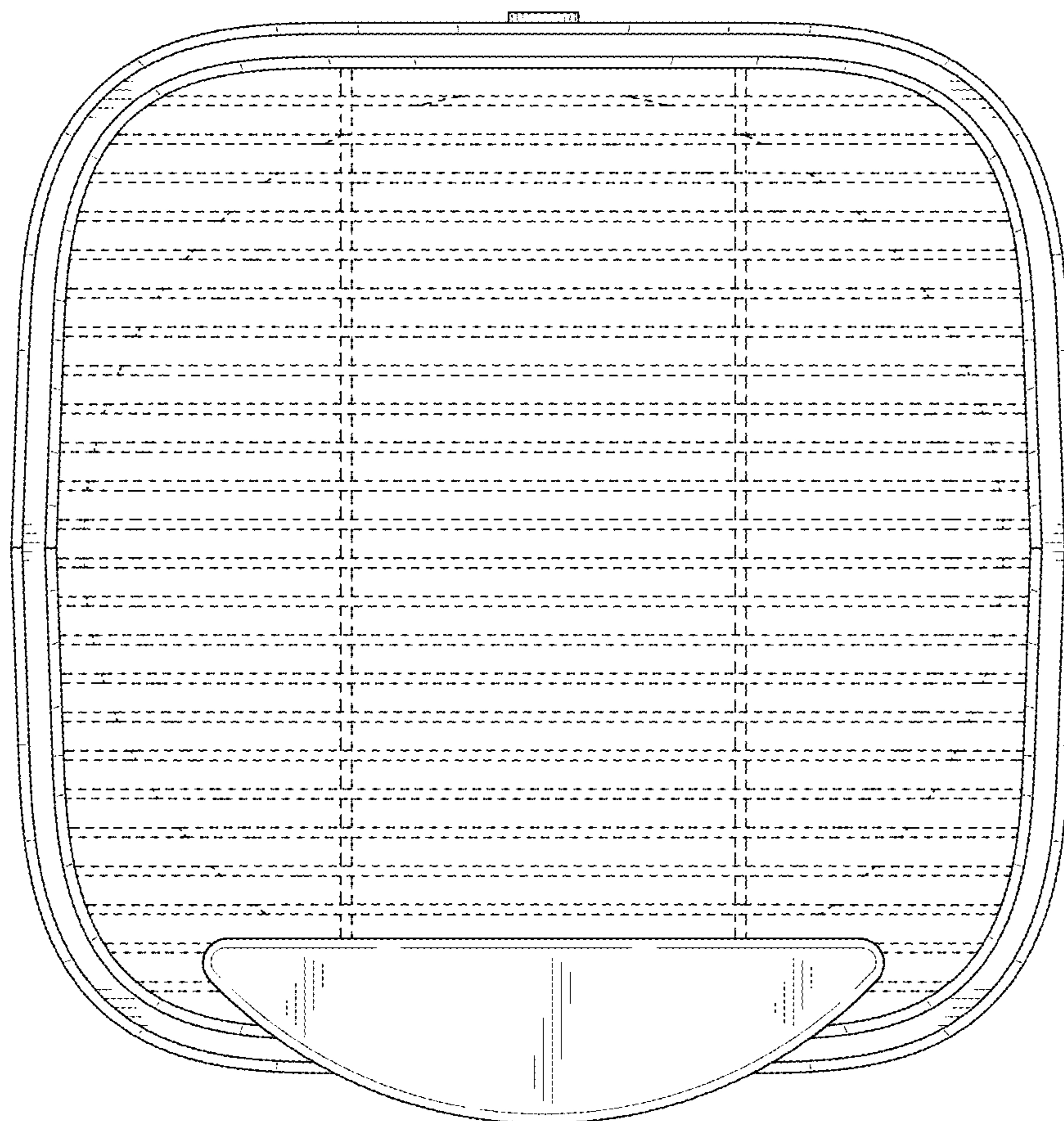


FIG. 7

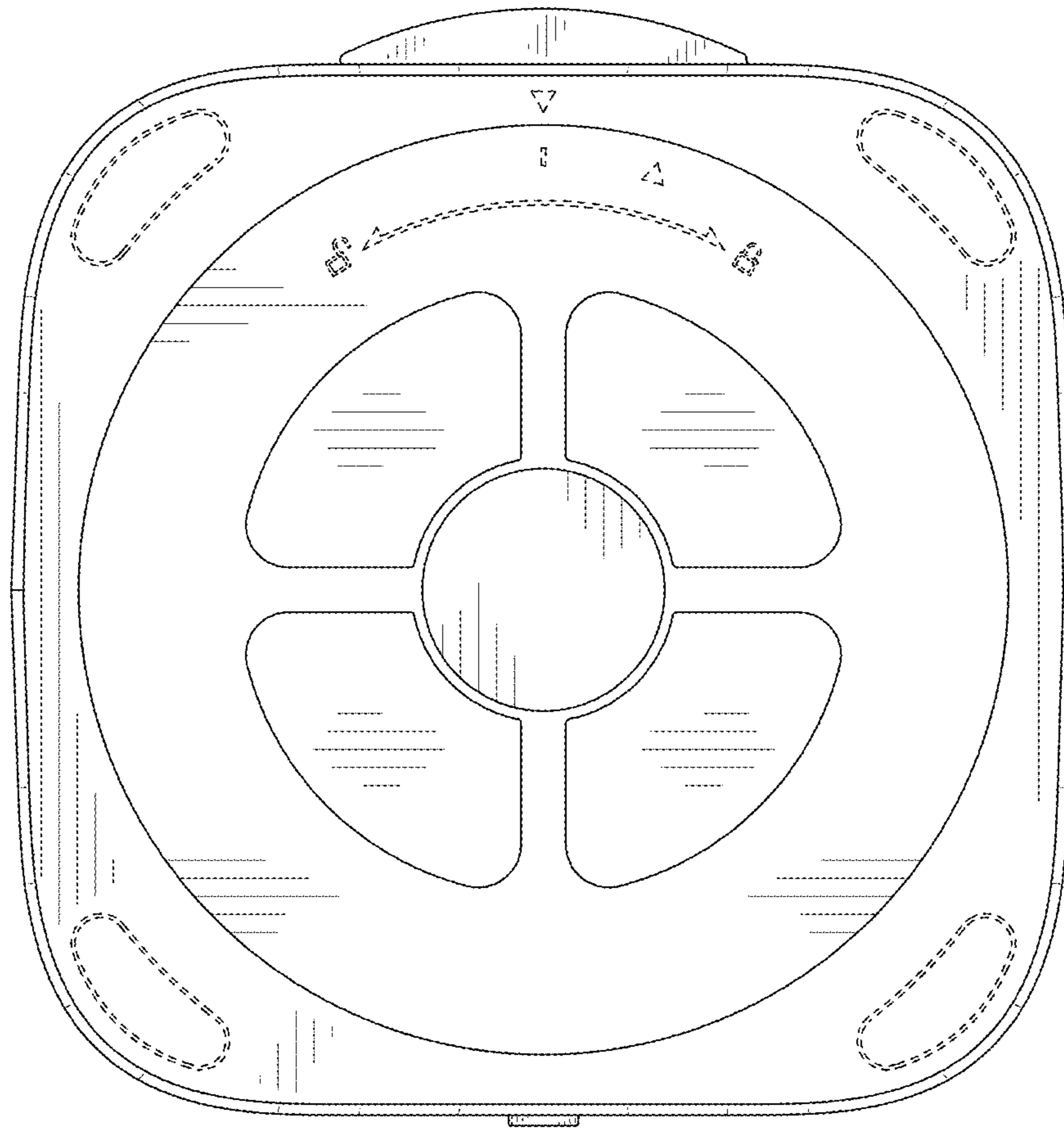


FIG. 8

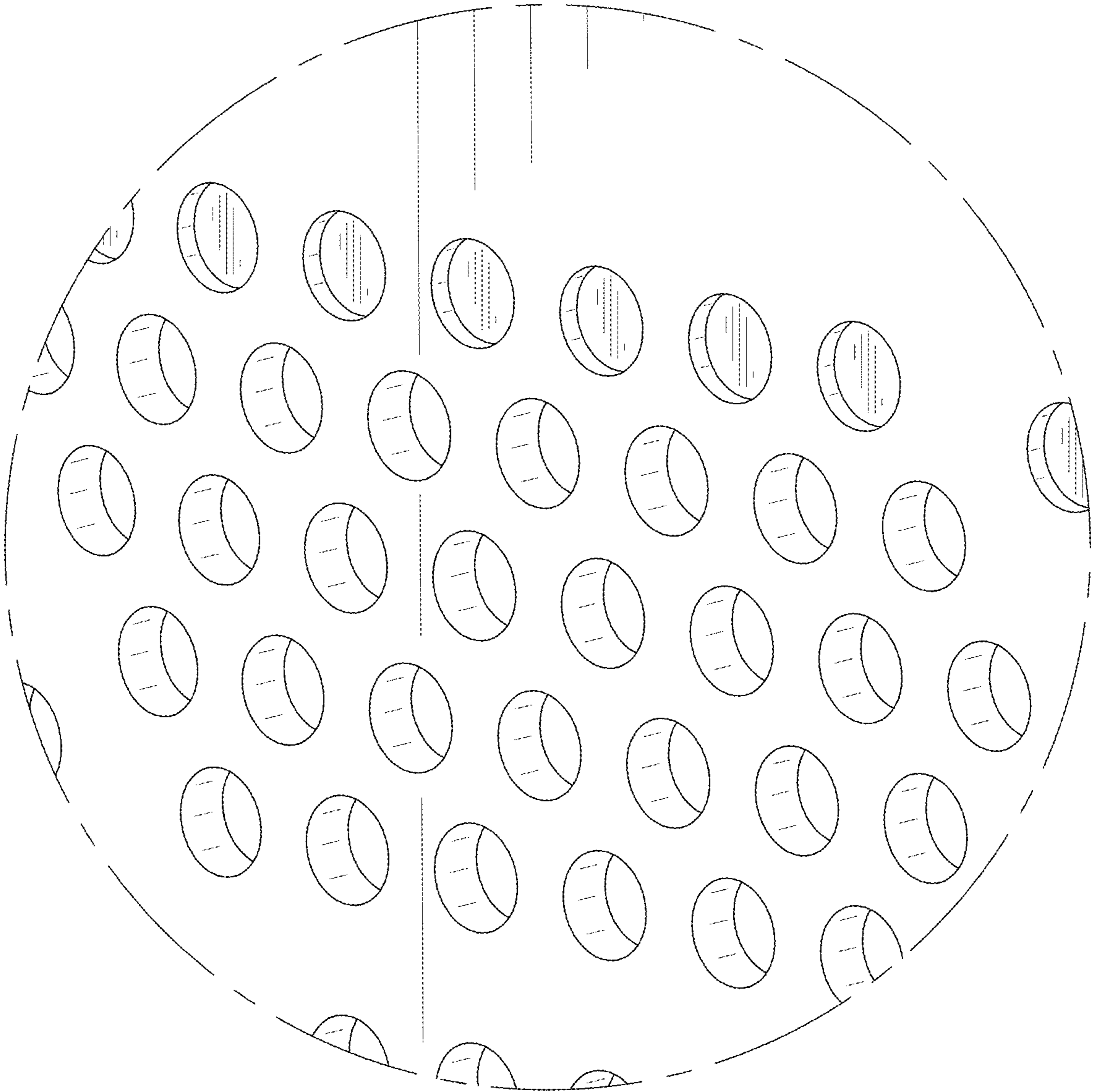


FIG. 9