



US00D987788S

(12) **United States Design Patent** (10) **Patent No.:** **US D987,788 S**
Jiang (45) **Date of Patent:** **** May 30, 2023**

(54) **BIDET APPARATUS**

11,286,657 B2 * 3/2022 Rysak E03D 9/085
D955,536 S * 6/2022 Cheng D23/311
2005/0120471 A1 * 6/2005 Lim E03D 9/085
4/448

(71) Applicant: **Xiamen Soothingware Sanitary Co., Ltd.**, Xiamen (CN)

(72) Inventor: **Jianbing Jiang**, Xiamen (CN)

(73) Assignee: **XIAMEN SOOTHINGWARE SANITARY CO., LTD.**, Xiamen (CN)

(**) Term: **15 Years**

(21) Appl. No.: **29/745,516**

(22) Filed: **Aug. 6, 2020**

(30) **Foreign Application Priority Data**

Jun. 15, 2020 (CN) 202030302539.9

(51) **LOC (14) Cl.** **23-02**

(52) **U.S. Cl.**
USPC **D23/309**

(58) **Field of Classification Search**
USPC D23/303, 308-309, 311-312
See application file for complete search history.

(56) **References Cited**

U.S. PATENT DOCUMENTS

D387,851 S * 12/1997 Pieters D23/311
D875,907 S * 2/2020 Jiang D23/309

OTHER PUBLICATIONS

Elongated bidet seat push button and knob control non electric.
https://www.alibaba.com/product-detail/Elongated-bidet-seat-push-button-and_1600446945871.html (Year: 2022).*

* cited by examiner

Primary Examiner — Robert A Delehanty

(74) *Attorney, Agent, or Firm* — Muncy, Geissler, Olds & Lowe, P.C.

(57) **CLAIM**

The ornamental design for a bidet apparatus, as shown and described.

DESCRIPTION

FIG. 1 is a front elevational view of a bidet apparatus showing the new design;

FIG. 2 is a rear elevational view thereof;

FIG. 3 is a left-side elevational view thereof;

FIG. 4 is a right-side elevational view thereof;


FIG. 5 is a top plan view thereof;

FIG. 6 is a bottom plan view thereof; and,

FIG. 7 is a perspective view thereof.

The broken lines illustrate portions of the portions of the bidet apparatus which form no part of the claimed design.

1 Claim, 7 Drawing Sheets






FIG. 1

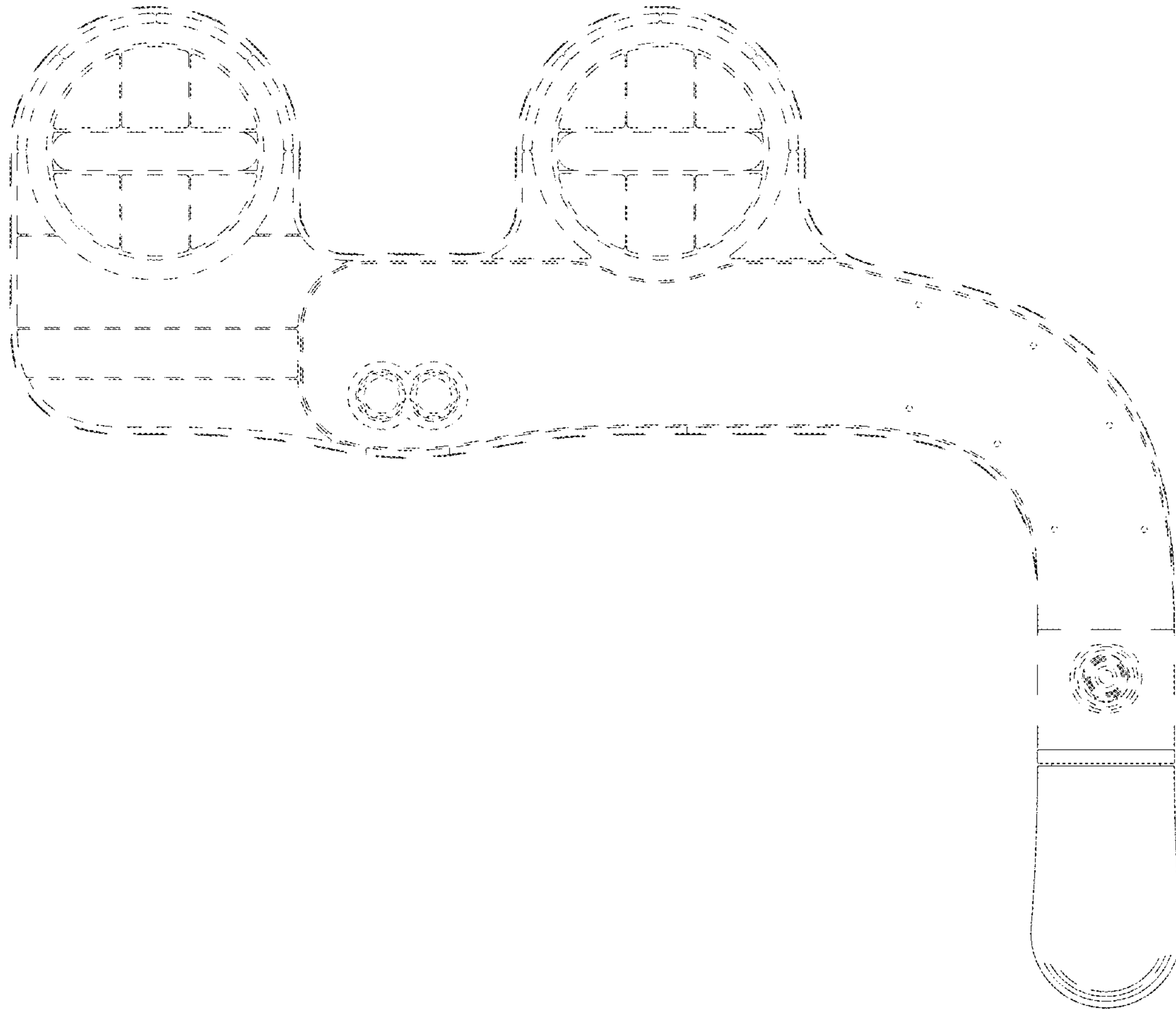


FIG. 2

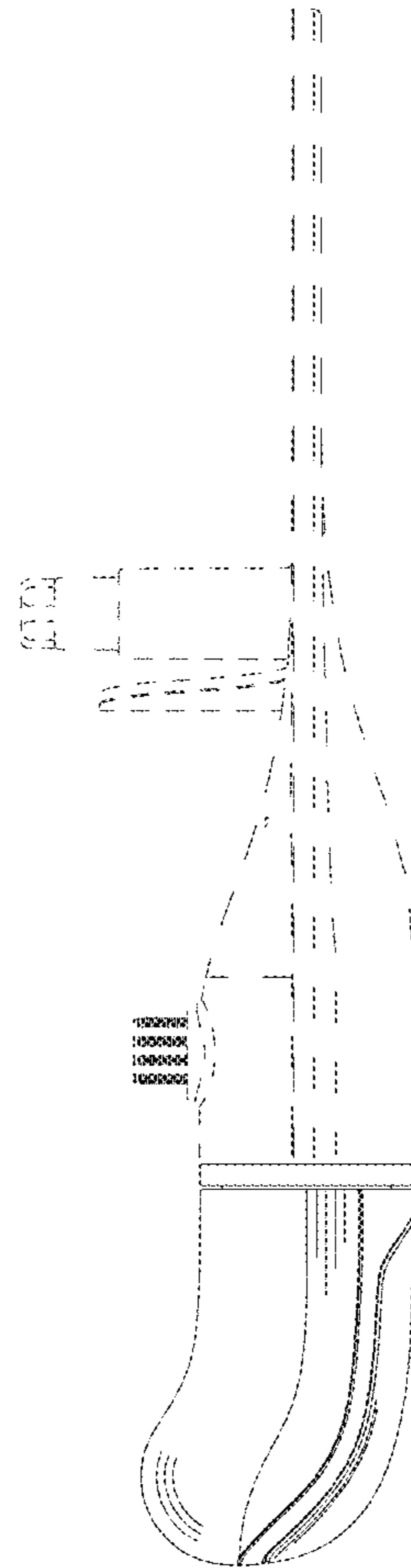


FIG. 3




FIG. 4

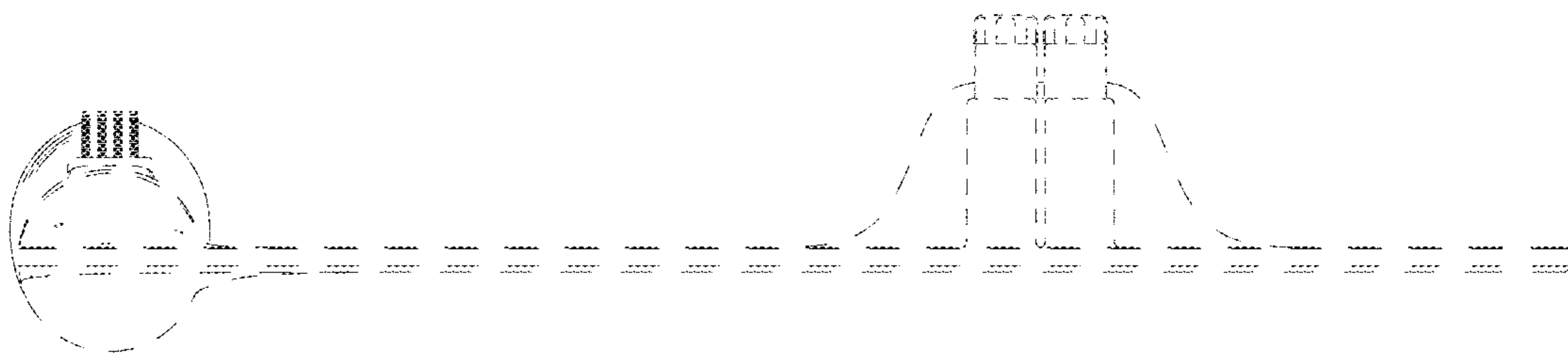


FIG. 5

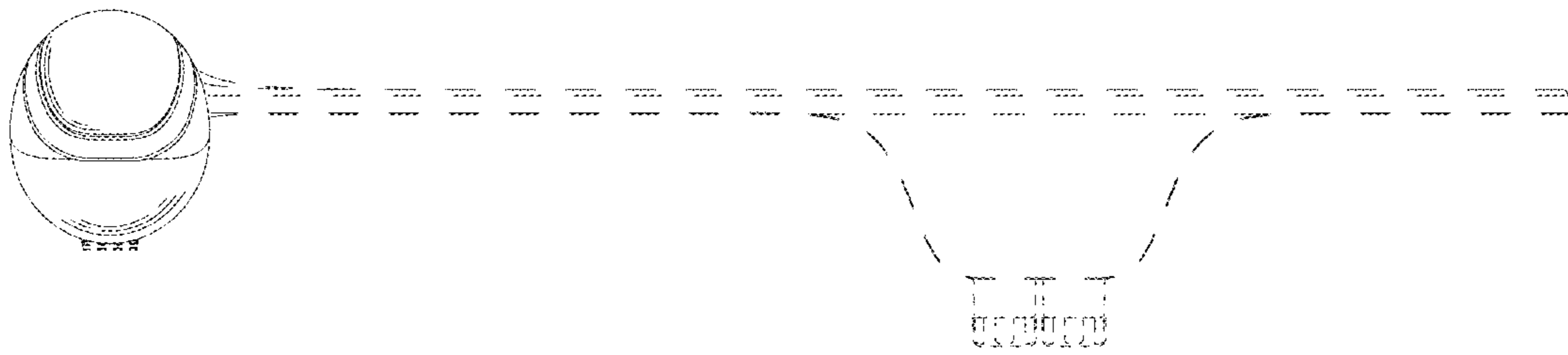


FIG. 6




FIG. 7