



US00D987787S

(12) **United States Design Patent**
Jiang

(10) **Patent No.:** **US D987,787 S**

(45) **Date of Patent:** **** May 30, 2023**

(54) **BIDET APPARATUS**

- (71) Applicant: **Xiamen Soothingware Sanitary Co., Ltd.**, Xiamen (CN)
- (72) Inventor: **Jianbing Jiang**, Xiamen (CN)
- (73) Assignee: **XIAMEN SOOTHINGWARE SANITARY CO., LTD.**, Xiamen (CN)

(**) Term: **15 Years**

(21) Appl. No.: **29/745,511**

(22) Filed: **Aug. 6, 2020**

(30) **Foreign Application Priority Data**

Jun. 15, 2020 (CN) 202030302500.7

(51) **LOC (14) Cl.** **23-02**

(52) **U.S. Cl.**
USPC **D23/309**

(58) **Field of Classification Search**
USPC D23/303, 308-309, 311-312
See application file for complete search history.

(56) **References Cited**

U.S. PATENT DOCUMENTS

3,662,407	A *	5/1972	Colucci	E03D 9/085
					392/475
4,137,579	A *	2/1979	Soler	E03D 9/085
					604/347
6,675,400	B1 *	1/2004	Chang Chien	E03D 9/085
					604/259
11,286,657	B2 *	3/2022	Rysak	E03D 9/085
2005/0120471	A1 *	6/2005	Lim	A47K 13/00
					4/448
2005/0144713	A1 *	7/2005	Lim	E03D 9/085
					4/420.4
2006/0150311	A1 *	7/2006	Chang Chien	E03D 9/085
					4/420.4
2016/0201310	A1 *	7/2016	Azam	E03D 9/085
					4/353

OTHER PUBLICATIONS

Shower Head Holder, Strong Adhesive Shower Holder, Adjustable Shower Wand Holder with 2 Hanger Hooks. Amazon.com https://www.amazon.com/dp/B099L5T8GK/ref=sspa_dk_detail_0?pf_rd_p=dd2c6db7-6626-466d-bf04-9570e69a7df0&pf_rd_r=8PQSRG6BNDT8T8P8XHJ1&pd_rd_wg=bPlvl&pd_rd_w=L3sl7&content-id=amzn1.sym.dd2c6db7-6626-466d-bf04-9570e69a7df0&pd_rd_r=5797437d-4ae5-442e-b60f-1fa3e983851c&s=hi&sp_csd=d2lkZ2V0TmFtZT1zcF9kZXRhaWx (Year: 2021).*

Britulif Bidet Sprayer for Toilet, Handheld Sprayer Kit with Adjustable Jet Spray for Toilet Handheld Bidet. https://www.amazon.com/dp/B09N98Y5KX/ref=sspa_dk_detail_5?pd_rd_i=B09N98Y5KX&pd_rd_w=Ciy1D&content-id=amzn1.sym.46bad5f6-1f0a-4167-9a8b-c8a82fa48a54&pf_rd_p=46bad5f6-1f0a-4167-9a8b-c8a82fa48a54 (Year: 2022).*

* cited by examiner

Primary Examiner — Robert A Delehanty

(74) *Attorney, Agent, or Firm* — Muncy, Geissler, Olds & Lowe, P.C.

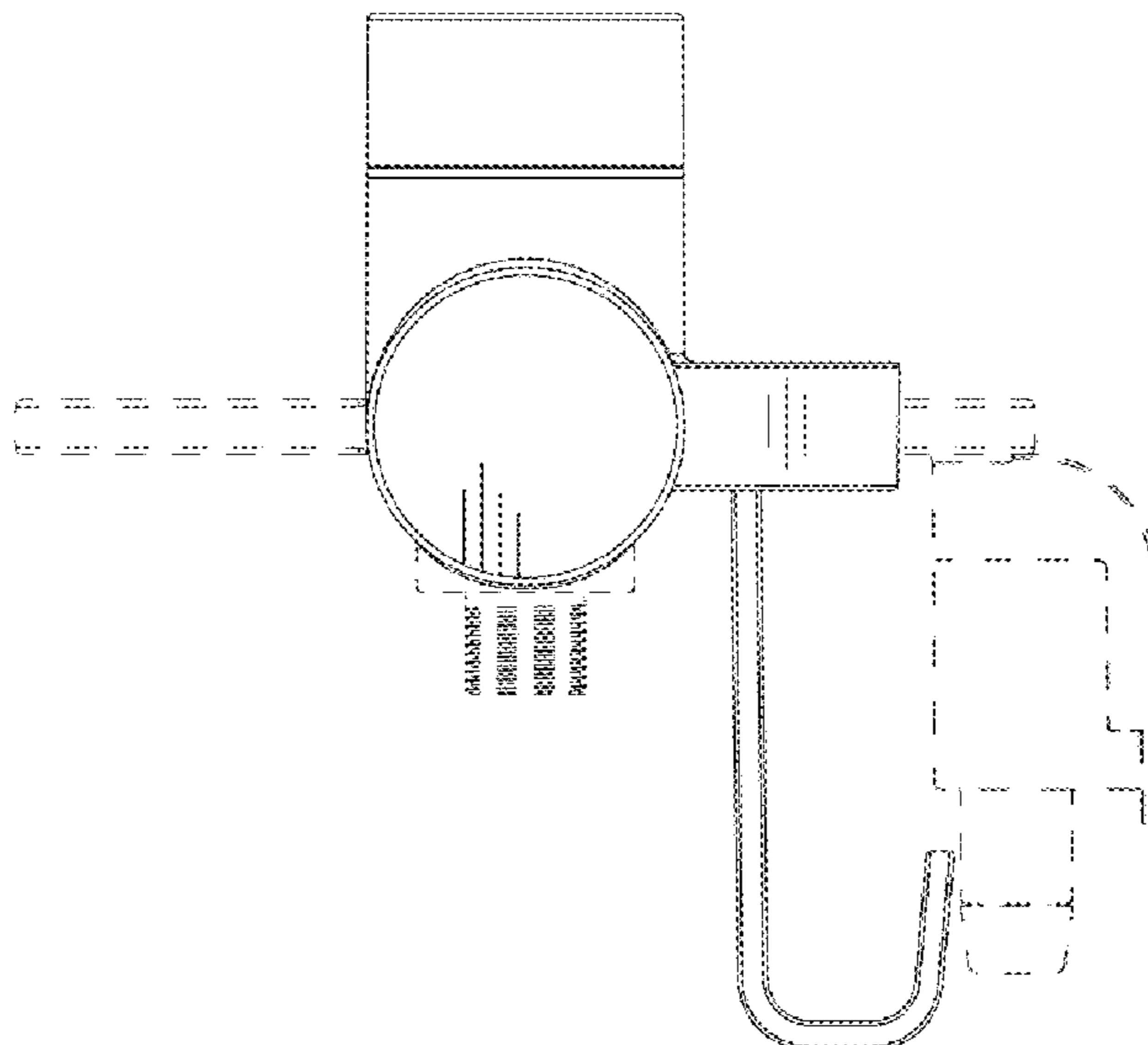
(57) **CLAIM**

The ornamental design for a bidet apparatus, as shown and described.

DESCRIPTION

FIG. 1 is a top plan view of a bidet apparatus showing the new design;
FIG. 2 is a bottom plan view thereof;
FIG. 3 is a left-side elevational view thereof;
FIG. 4 is a right-side elevational view thereof;
FIG. 5 is a rear elevational view thereof;
FIG. 6 is a front elevation view thereof;
FIG. 7 is a top, front, right perspective view thereof; and,
FIG. 8 is a bottom, left perspective view thereof.
The broken lines illustrate portions of the portions of the bidet apparatus which form no part of the claimed design.

1 Claim, 8 Drawing Sheets



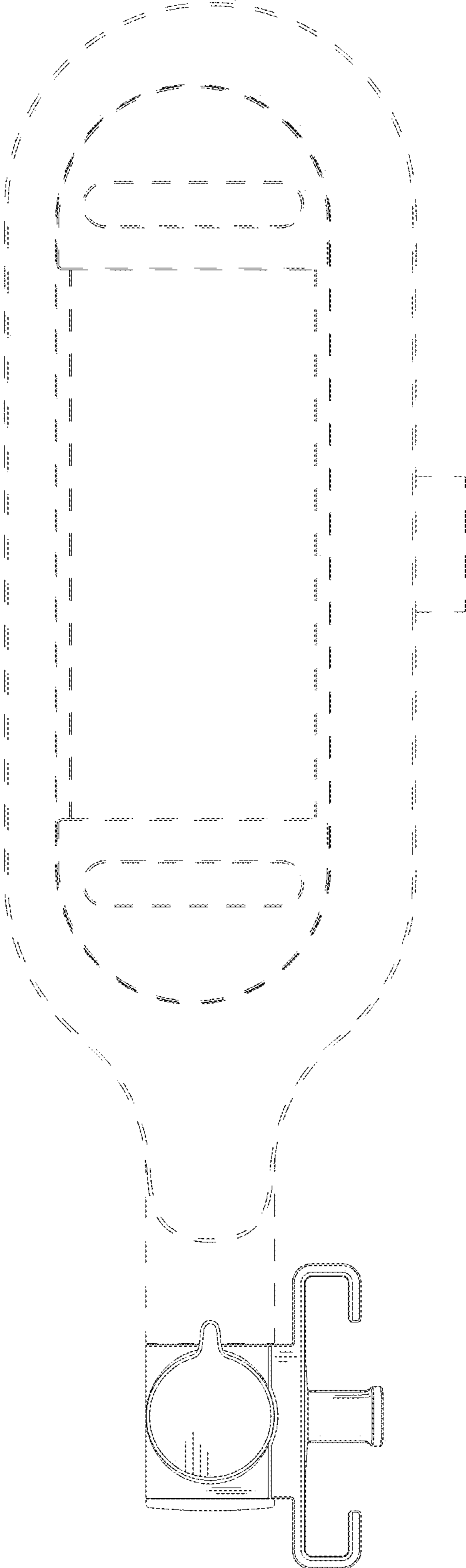


FIG.1




FIG.2

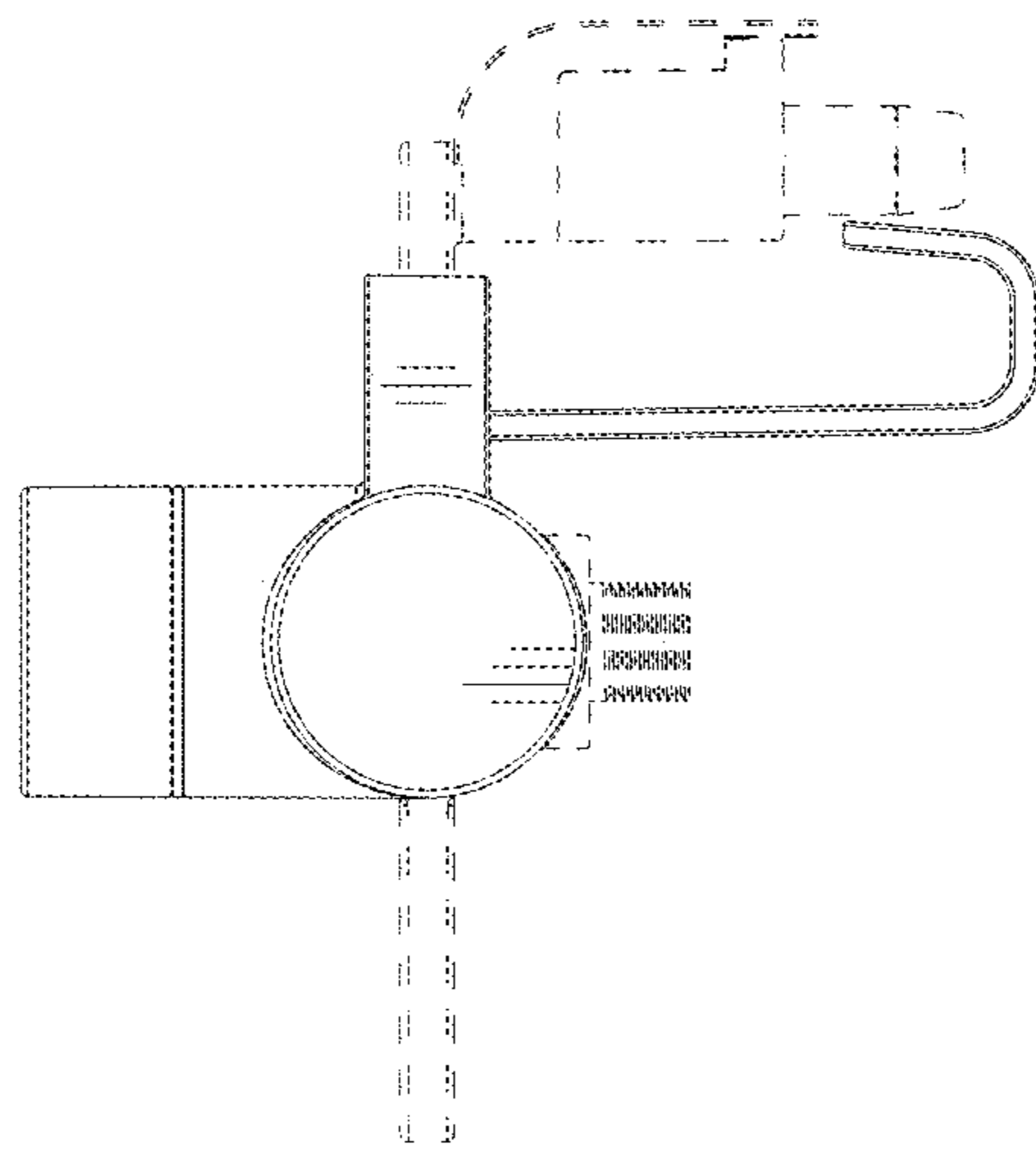


FIG.3

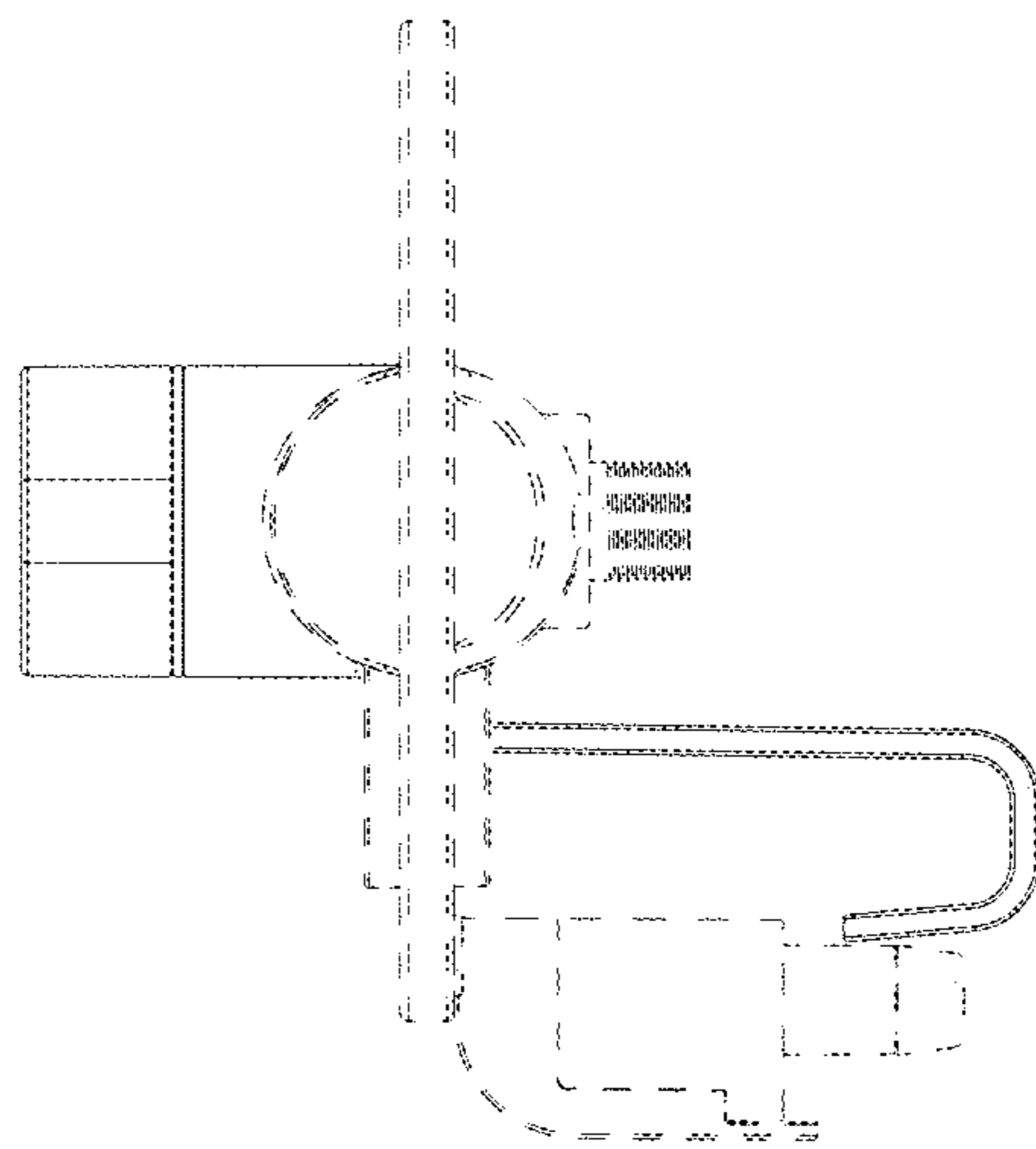


FIG.4



FIG.5

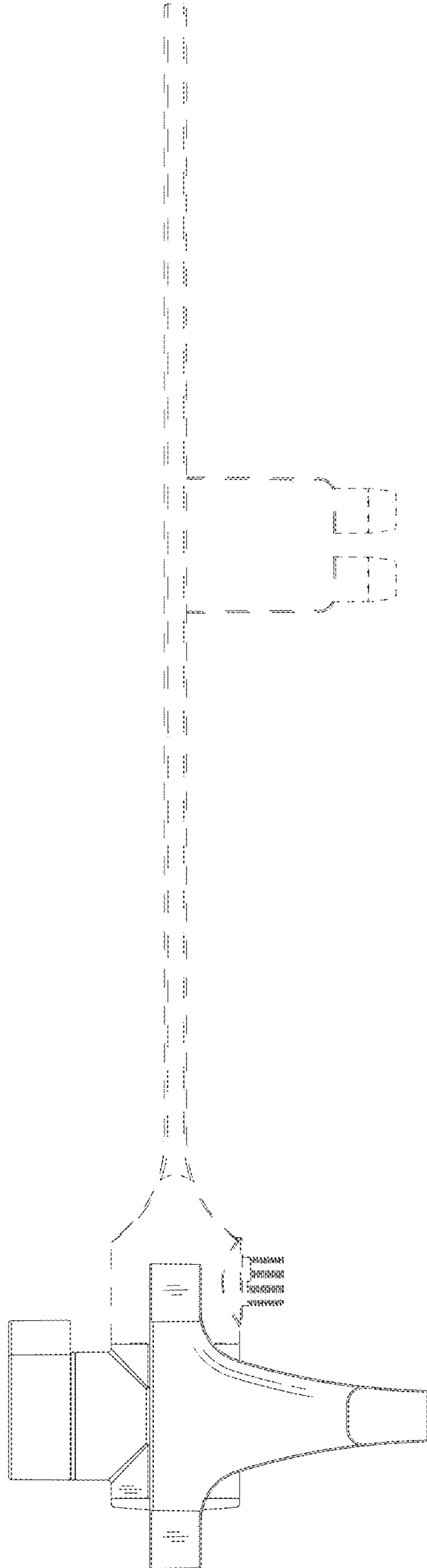


FIG.6

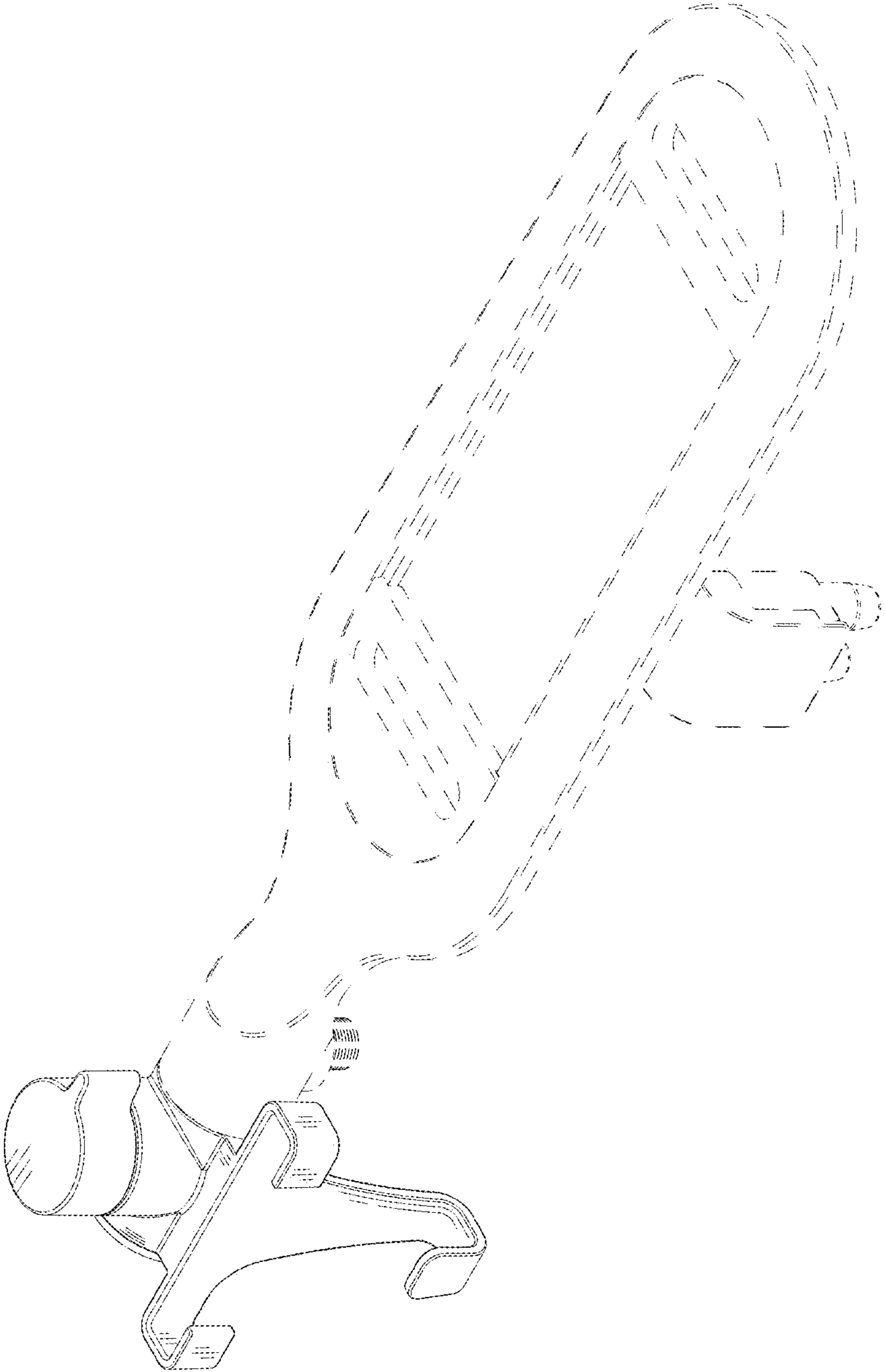


FIG.7

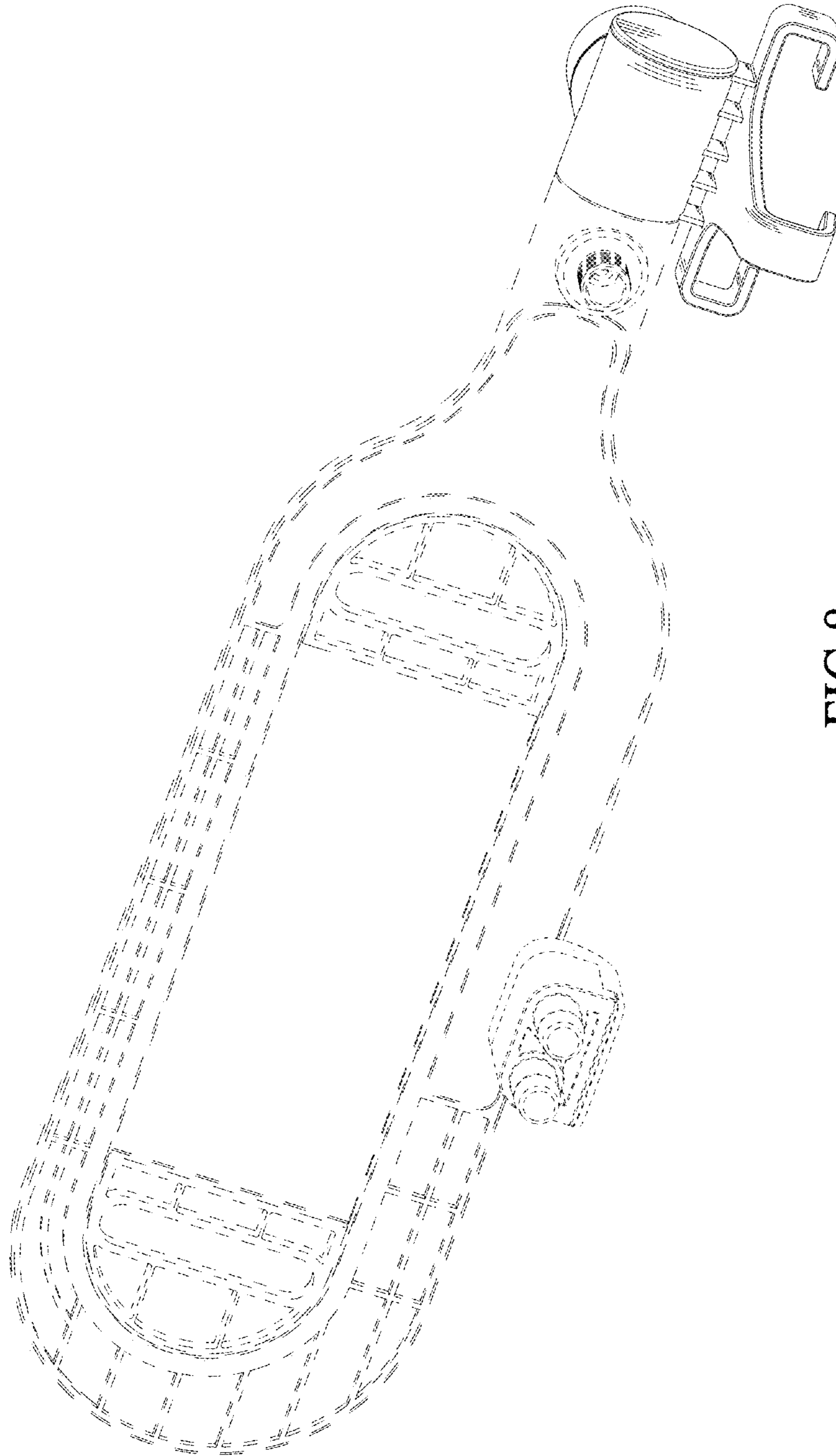


FIG.8