



US00D987785S

(12) **United States Design Patent**
Starck

(10) **Patent No.:** **US D987,785 S**

(45) **Date of Patent:** **** May 30, 2023**

- (54) **SINK**
- (71) Applicant: **Duravit Aktiengesellschaft**, Hornberg (DE)
- (72) Inventor: **Philippe Starck**, Alcabideche (PT)
- (73) Assignee: **DURAVIT AKTIENGESELLSCHAFT**, Hornberg (DE)
- (**) Term: **15 Years**
- (21) Appl. No.: **29/845,169**
- (22) Filed: **Jul. 5, 2022**

- D545,947 S * 7/2007 Bruce D23/293.1
- D598,993 S * 8/2009 Kakihana D23/293.1
- D730,499 S * 5/2015 Sclafani A45D 19/08
D23/289
- D814,614 S * 4/2018 Moller D23/292
- D860,411 S * 9/2019 Moller D23/292
- D969,982 S * 11/2022 Starck D23/293.1

* cited by examiner

Primary Examiner — Robert A Delehanty

(74) *Attorney, Agent, or Firm* — Florek & Endres PLLC

Related U.S. Application Data

- (62) Division of application No. 29/756,722, filed on Oct. 30, 2020, now Pat. No. Des. 969,982.
- (51) **LOC (14) Cl.** **23-02**
- (52) **U.S. Cl.**
USPC **D23/292**
- (58) **Field of Classification Search**
USPC D23/284, 286–287, 290–293.1, 308
See application file for complete search history.

References Cited

U.S. PATENT DOCUMENTS

- D433,743 S * 11/2000 Marshall D23/292
- D542,389 S * 5/2007 Kakihana D23/292


(57) **CLAIM**

The ornamental design for a sink, as shown and described.

DESCRIPTION

FIG. 1 is a perspective view of a sink according to the present invention.
 FIG. 2 is a front elevation of the sink of FIG. 1.
 FIG. 3 is a rear elevation of the sink of FIG. 1.
 FIG. 4 is a right side elevation of the sink of FIG. 1.
 FIG. 5 is a left side elevation of the sink of FIG. 1.
 FIG. 6 is a top view of the sink of FIG. 1; and,
 FIG. 7 is a bottom view of the sink of FIG. 1.

1 Claim, 4 Drawing Sheets






FIG. 1




FIG. 2

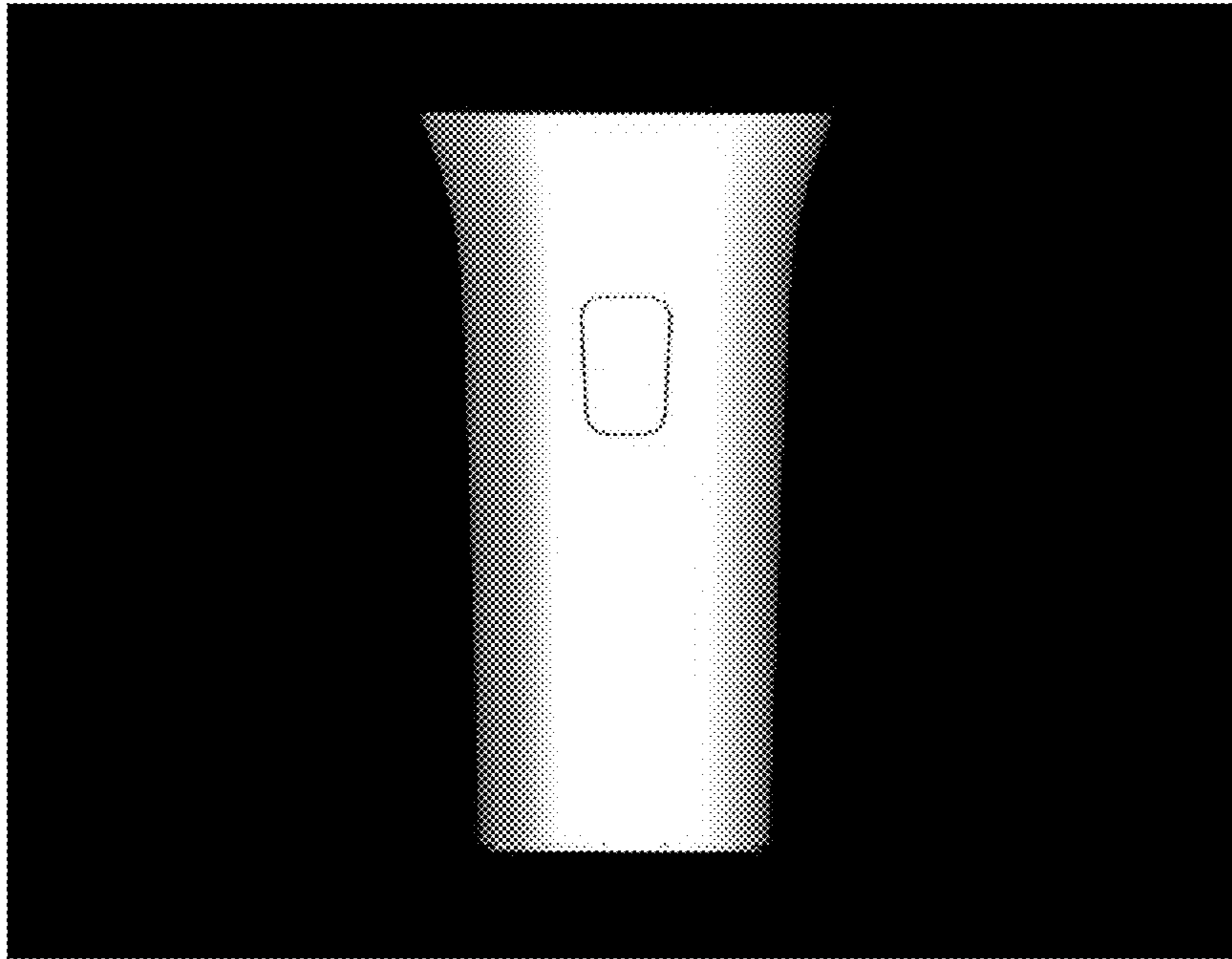


FIG. 3




FIG. 4




FIG. 5




FIG. 6




FIG. 7