



US00D987750S

(12) **United States Design Patent** (10) **Patent No.:** **US D987,750 S**
Tsuchihashi (45) **Date of Patent:** **** May 30, 2023**

(54) **HEAD FOR A GOLF CLUB**
(71) Applicant: **SUMITOMO RUBBER INDUSTRIES, LTD.**, Kobe (JP)
(72) Inventor: **Satoko Tsuchihashi**, Kobe (JP)
(73) Assignee: **SUMITOMO RUBBER INDUSTRIES, LTD.**, Kobe (JP)

D801,462 S * 10/2017 Wang D21/752
D837,316 S * 1/2019 Harbert D21/752
D912,748 S * 3/2021 Foster D21/759
D912,749 S * 3/2021 Foster D21/759
D921,793 S * 6/2021 Tsuchihashi D21/759
D921,795 S * 6/2021 Tsuchihashi D21/759
D968,540 S * 11/2022 Foster D21/759
D968,541 S * 11/2022 Vu D21/759

(**) Term: **15 Years**
(21) Appl. No.: **29/802,270**
(22) Filed: **Aug. 4, 2021**

(30) **Foreign Application Priority Data**
Feb. 5, 2021 (JP) 2021-002538 D
(51) **LOC (14) Cl.** **21-02**
(52) **U.S. Cl.**
USPC **D21/759**
(58) **Field of Classification Search**
USPC D21/752, 759
CPC A63B 53/00; A63B 53/04; A63B 53/0466;
A63B 2053/0445; A63B 2053/0433;
A63B 2053/0491; A63B 2053/0437;
A63B 60/00; A63B 60/46
See application file for complete search history.

(56) **References Cited**
U.S. PATENT DOCUMENTS
D475,108 S * 5/2003 Madore D21/759
D511,553 S * 11/2005 Madore D21/759
D512,474 S * 12/2005 Madore D21/759
D512,475 S * 12/2005 Madore D21/759
D516,152 S * 2/2006 Madore D21/759
D686,291 S * 7/2013 Foster D21/759
D707,772 S * 6/2014 Oldknow D21/759
D720,418 S * 12/2014 Chen D21/759
D791,255 S * 7/2017 Jertson D21/752
D794,733 S * 8/2017 Milleman D21/752

OTHER PUBLICATIONS

dunlopsports.com (2 pages); Jan. 20, 2023.*
Xxio golf clubs google search; google.com; Feb. 1, 2023.*
Golf fairway woods google search; google.com; Jan. 6, 2023.*
Golf hybrids google search; google.com; Jan. 20, 2023.*
Golf woods google search; google.com; Jan. 6, 2023.*

* cited by examiner

Primary Examiner — Mitchell I. Siegel
(74) *Attorney, Agent, or Firm* — Birch, Stewart, Kolasch & Birch, LLP

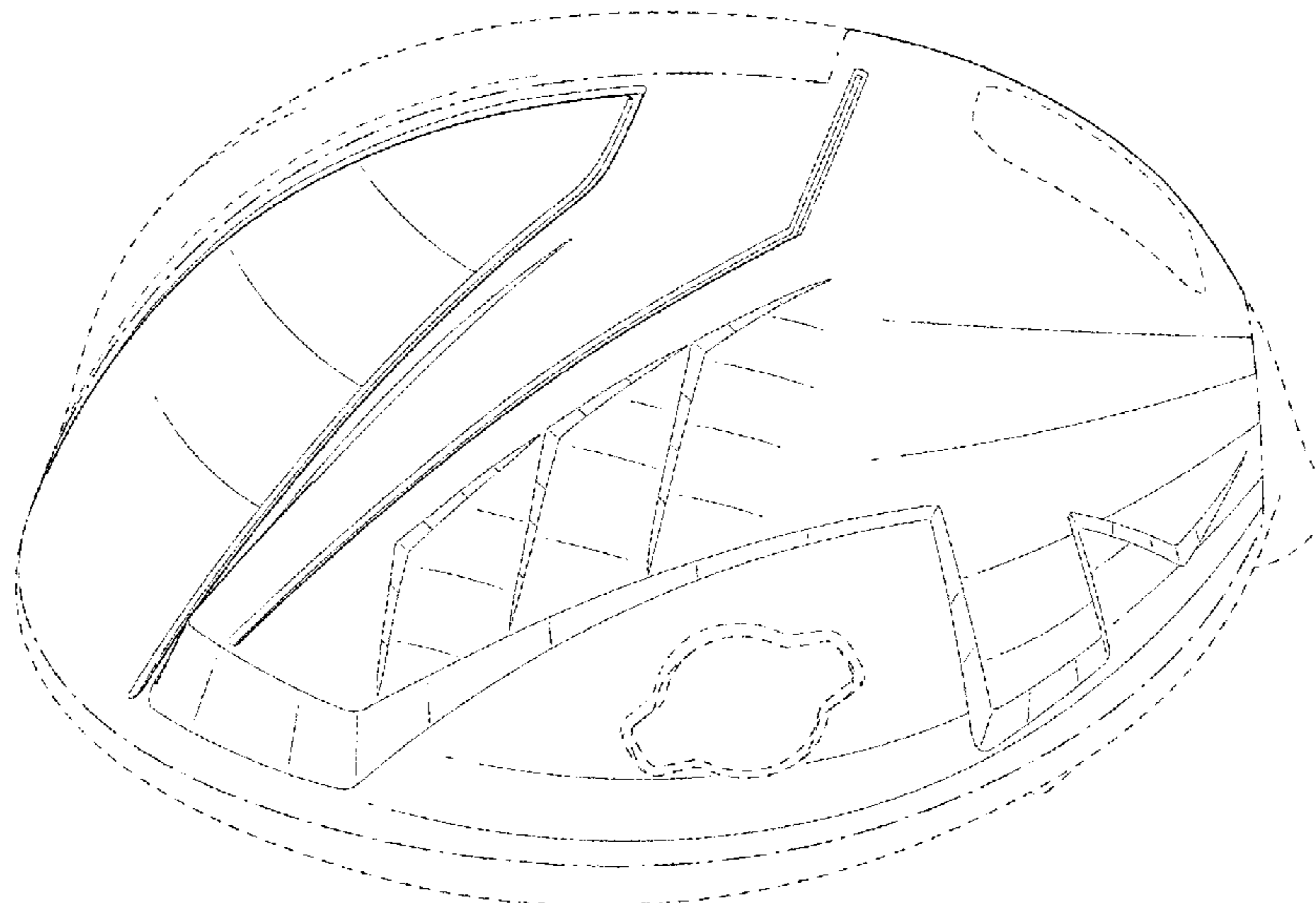
(57) **CLAIM**

The ornamental design for a head for a golf club, as shown and described.

DESCRIPTION

FIG. 1 is a perspective view of a head for a golf club showing my new design;
FIG. 2 is a front view thereof;
FIG. 3 is a left side view thereof;
FIG. 4 is a right side view thereof;
FIG. 5 is a top view thereof; and,
FIG. 6 is a bottom view thereof.
The broken lines depict portions of the head for a golf club in which the design is embodied that are not considered part of the claimed design.
The dot-dash lines show a boundary between the claimed design and unclaimed portions.

1 Claim, 6 Drawing Sheets



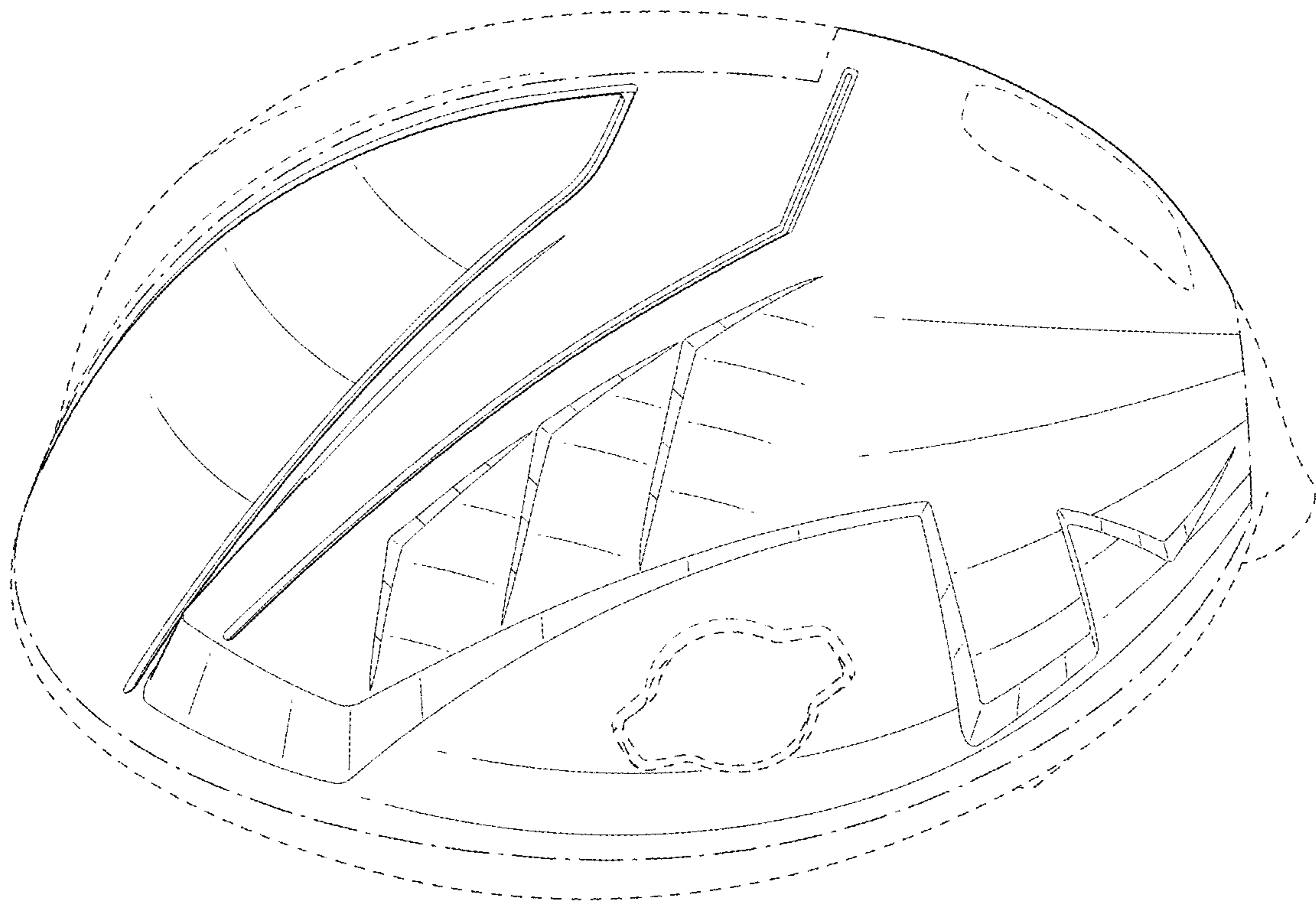


Fig. 1

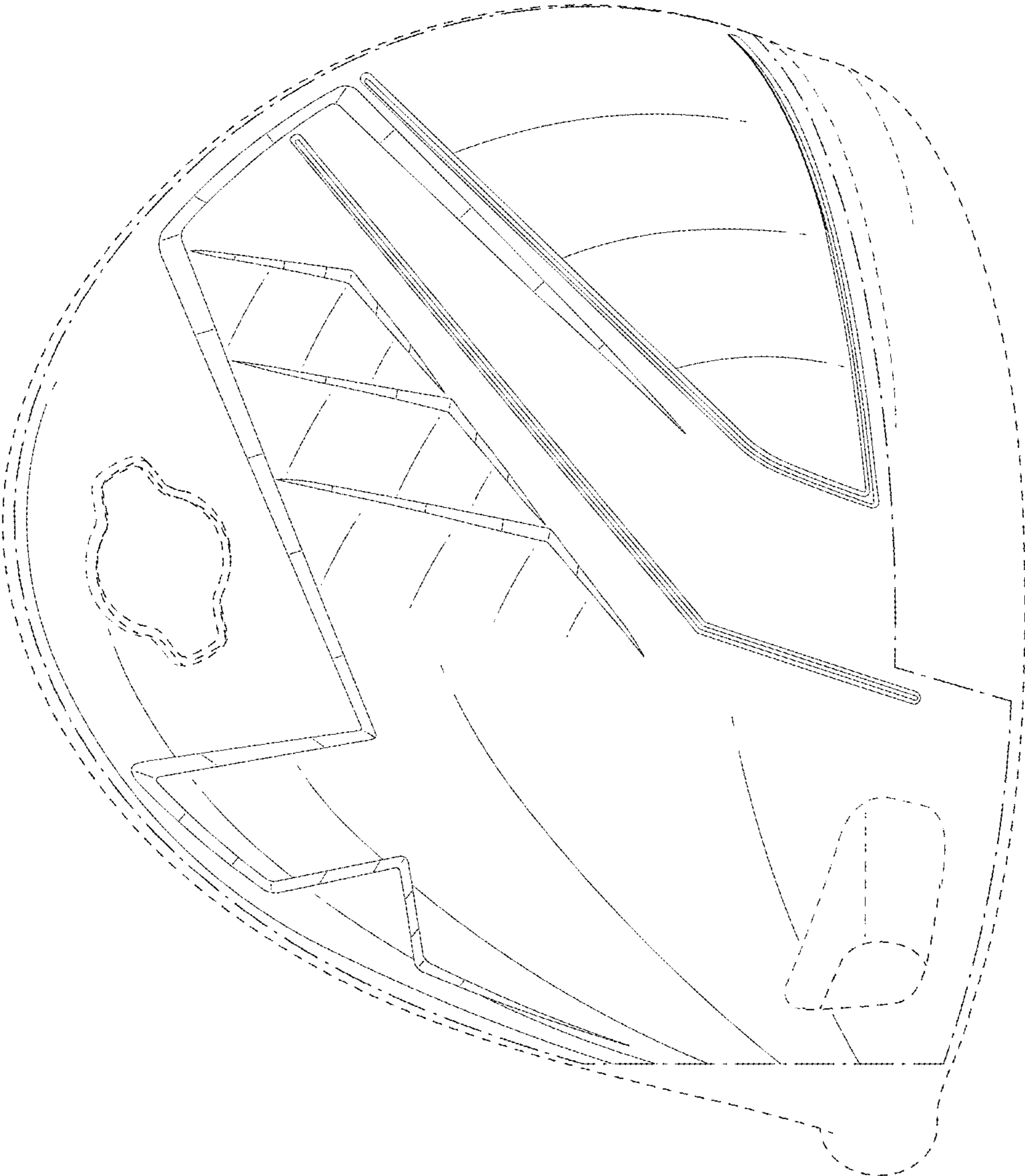


Fig.2

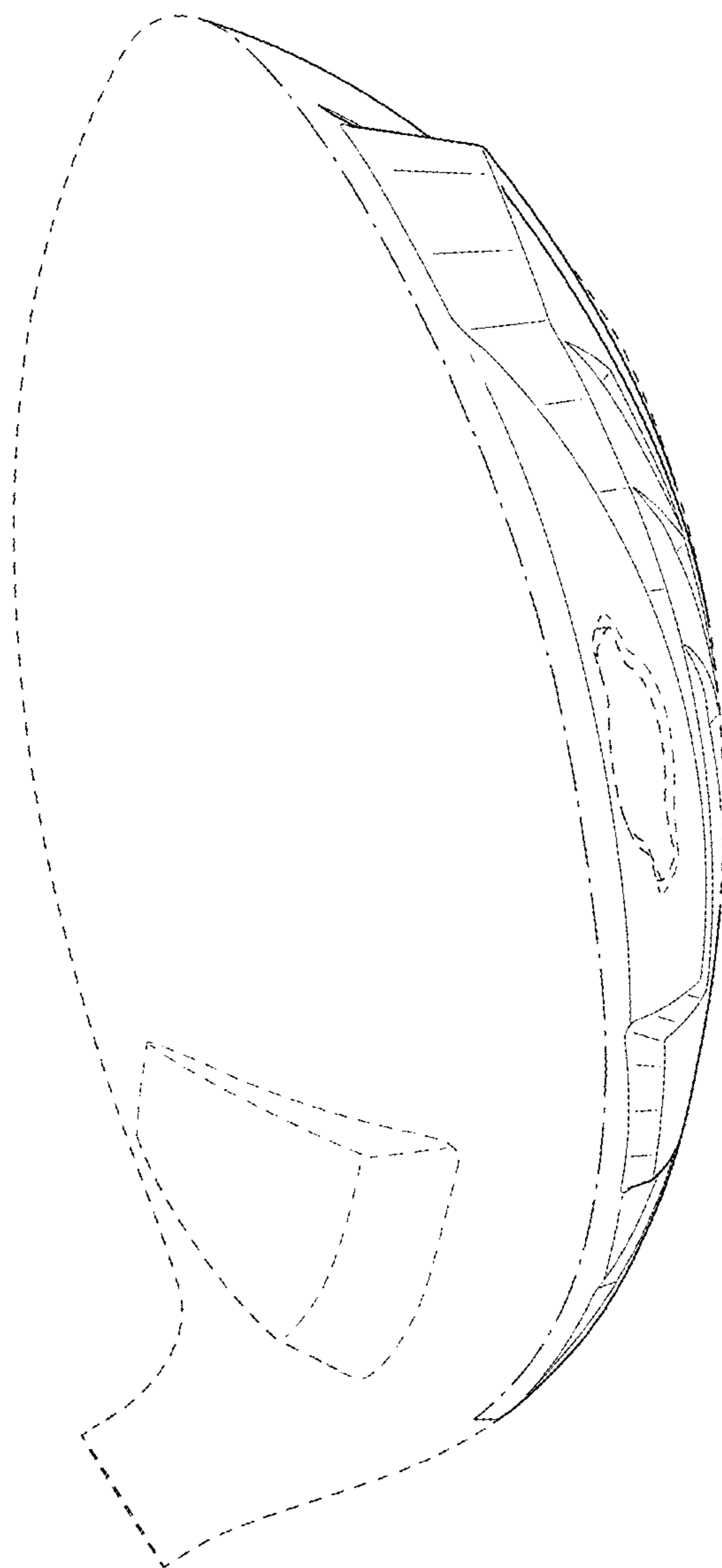


Fig.3

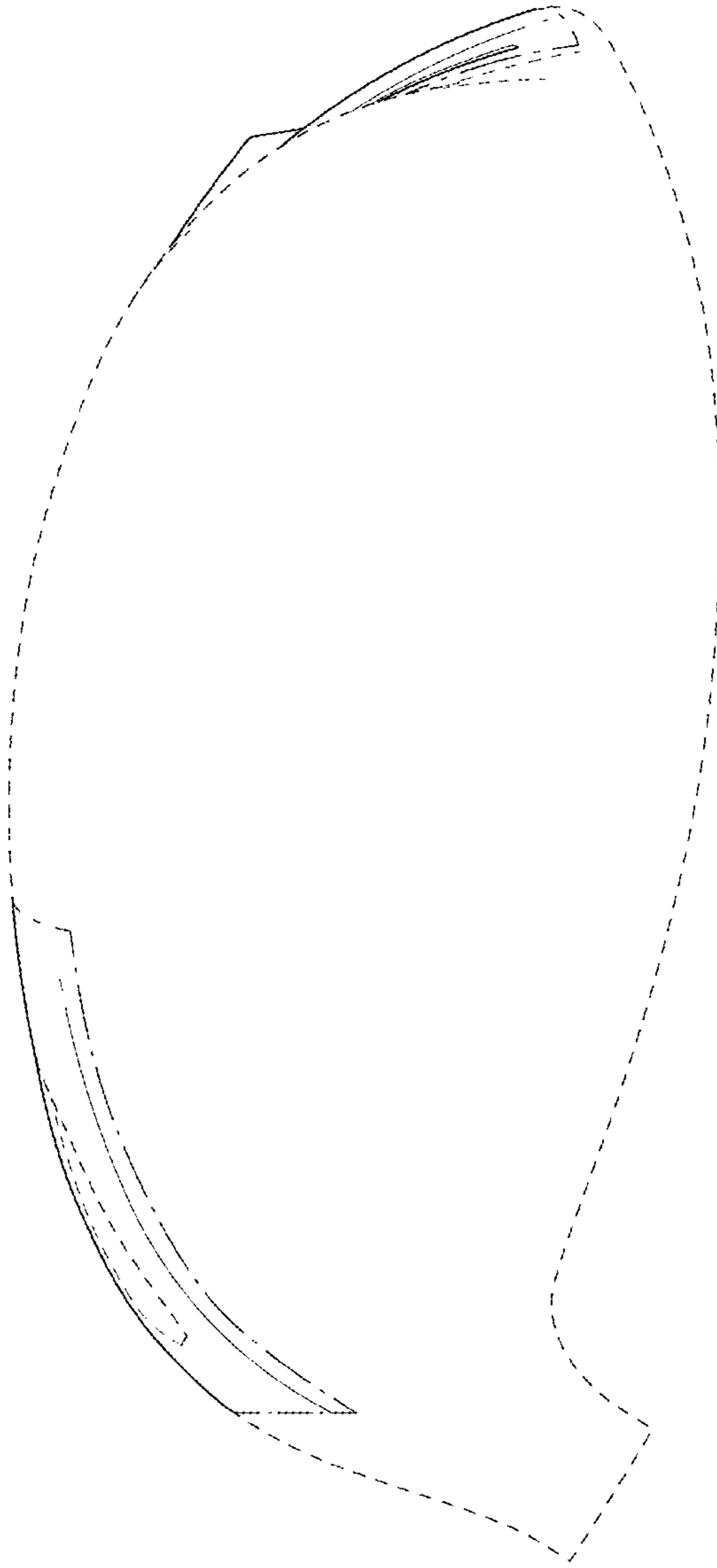


Fig.4

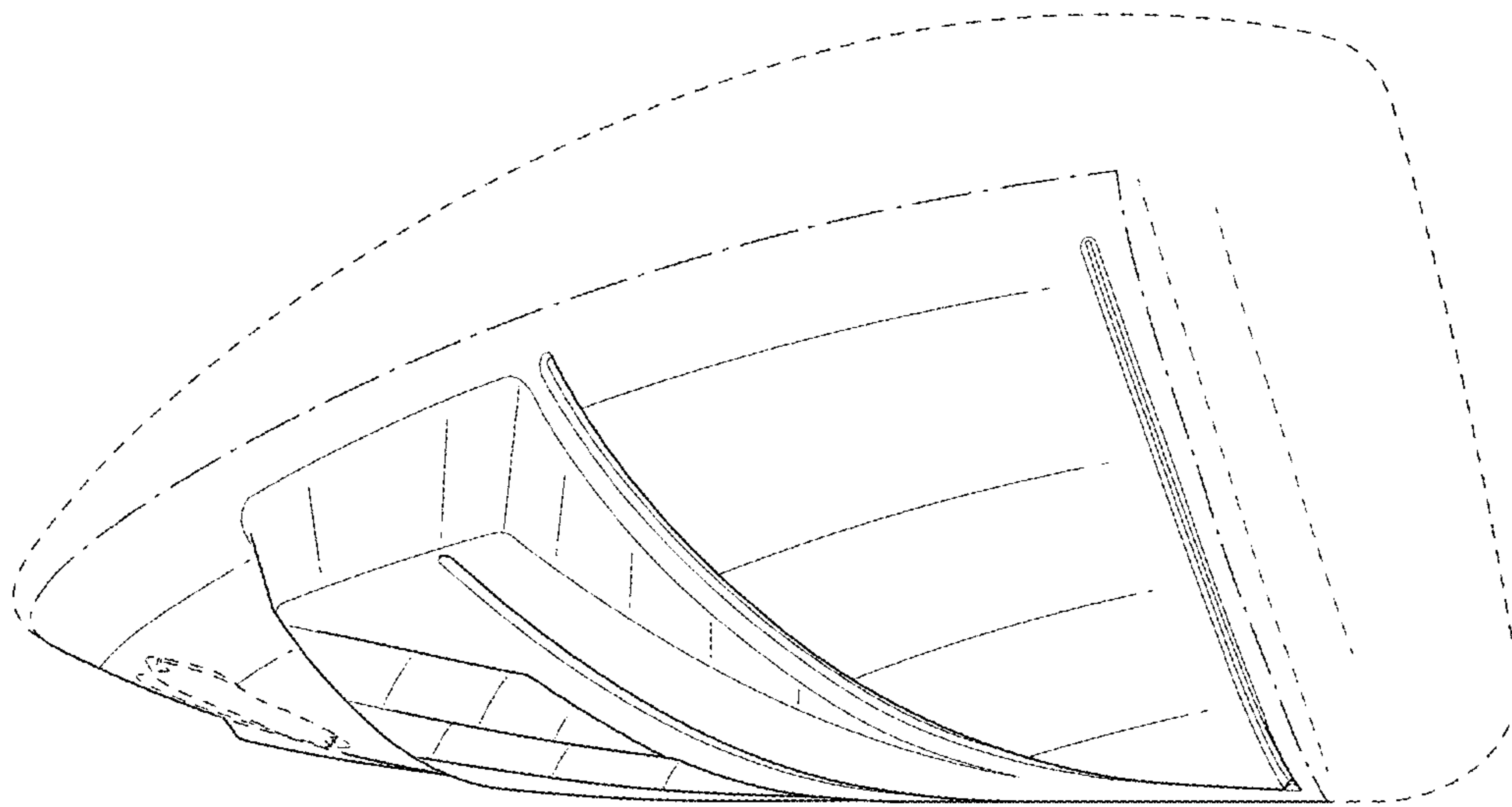


Fig.5

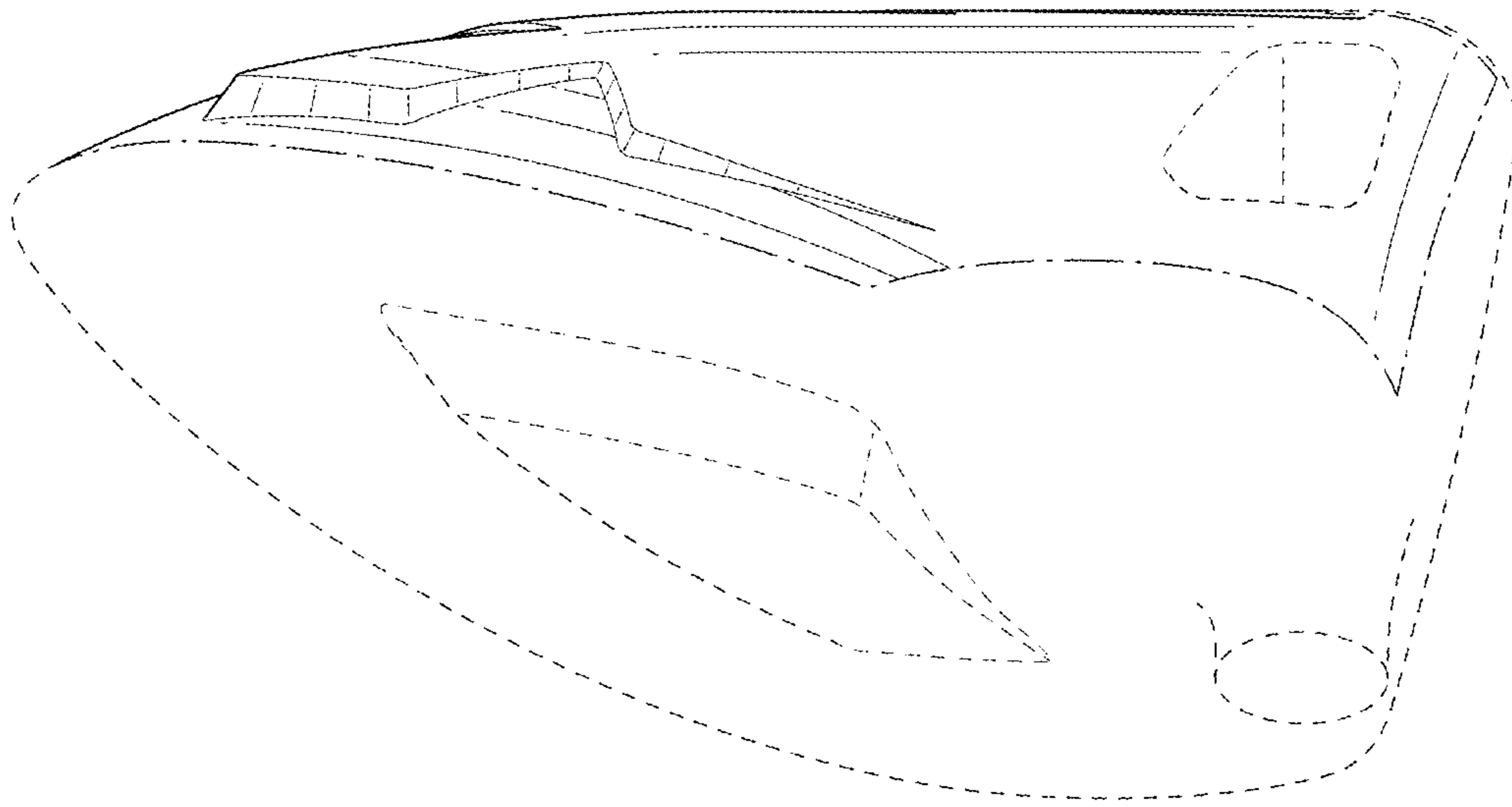


Fig.6