



US00D987748S

(12) **United States Design Patent**
Tsuchihashi

(10) **Patent No.:** **US D987,748 S**

(45) **Date of Patent:** **** May 30, 2023**

(54) **HEAD FOR A GOLF CLUB**
(71) Applicant: **SUMITOMO RUBBER INDUSTRIES, LTD.**, Kobe (JP)
(72) Inventor: **Satoko Tsuchihashi**, Kobe (JP)
(73) Assignee: **SUMITOMO RUBBER INDUSTRIES, LTD.**, Kobe (JP)
(**) Term: **15 Years**

D701,277 S * 3/2014 Lee D21/759
D707,772 S * 6/2014 Oldknow D21/759
D719,626 S * 12/2014 Asatsuma D21/759
D720,025 S * 12/2014 Nicolette D21/759
D720,418 S * 12/2014 Chen D21/759
D760,335 S * 6/2016 Song D21/752
D763,991 S * 8/2016 Cardani D21/759
D763,992 S * 8/2016 Cardani D21/759
D763,993 S * 8/2016 Cardani D21/759
D767,065 S * 9/2016 Asazuma D21/759
D791,255 S * 7/2017 Jertson D21/752
D794,733 S * 8/2017 Milleman D21/752

(Continued)

(21) Appl. No.: **29/802,297**

(22) Filed: **Aug. 4, 2021**

(30) **Foreign Application Priority Data**

Feb. 5, 2021 (JP) 2021-002539 D

(51) **LOC (14) Cl.** **21-02**

(52) **U.S. Cl.**
USPC **D21/759**

(58) **Field of Classification Search**
USPC D21/752, 759
CPC A63B 53/00; A63B 53/04; A63B 53/0466;
A63B 2053/0445; A63B 2053/0433;
A63B 2053/0491; A63B 2053/0437;
A63B 60/00; A63B 60/46
See application file for complete search history.

(56) **References Cited**

U.S. PATENT DOCUMENTS

D475,108 S * 5/2003 Madore D21/759
D511,553 S * 11/2005 Madore D21/759
D512,474 S * 12/2005 Madore D21/759
D512,475 S * 12/2005 Madore D21/759
D516,152 S * 2/2006 Madore D21/759
D612,442 S * 3/2010 Oldknow D21/759
D665,472 S * 8/2012 McDonnell D21/759
D680,180 S * 4/2013 Clausen D21/759
D684,230 S * 6/2013 Roberts D21/752
D686,291 S * 7/2013 Foster D21/759

OTHER PUBLICATIONS

dunlopsports.com (2 pages); Jan. 20, 2023.*

(Continued)

Primary Examiner — Mitchell I. Siegel

(74) *Attorney, Agent, or Firm* — Birch, Stewart, Kolasch & Birch, LLP

(57) **CLAIM**

The ornamental design for a head for a golf club, as shown and described.

DESCRIPTION

FIG. 1 is a first perspective view of a head for a golf club showing my new design;

FIG. 2 is a second perspective view thereof;

FIG. 3 is a front view thereof;

FIG. 4 is a rear view thereof;

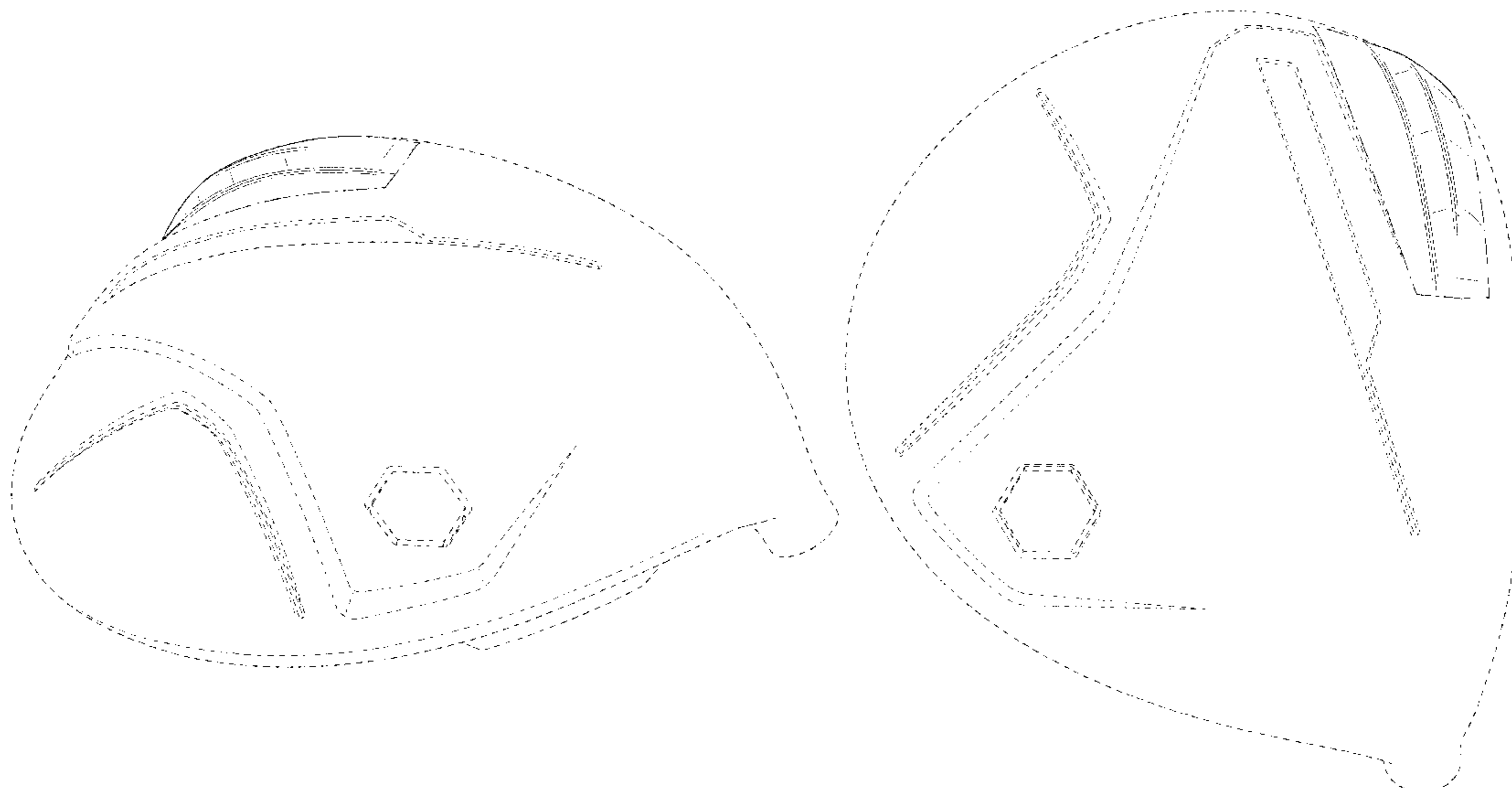
FIG. 5 is a right side view thereof; and,

FIG. 6 is a top view thereof.

The broken lines depict portions of the head for a golf club in which the design is embodied that are not considered part of the claimed design.

The dot-dash lines show a boundary between the claimed design and unclaimed portions.

1 Claim, 6 Drawing Sheets



(56)

References Cited

U.S. PATENT DOCUMENTS

D798,406 S	*	9/2017	Asatsuma	D21/759
D801,462 S	*	10/2017	Wang	D21/752
D837,316 S	*	1/2019	Harbert	D21/752
D861,813 S	*	10/2019	Asatsuma	D21/759
D907,729 S	*	1/2021	Kim	D21/752
D909,520 S	*	2/2021	Tsuchihashi	D21/759
D909,521 S	*	2/2021	Tsuchihashi	D21/759
D912,748 S	*	3/2021	Foster	D21/759
D912,749 S	*	3/2021	Foster	D21/759
D921,793 S	*	6/2021	Tsuchihashi	D21/759
D921,795 S	*	6/2021	Tsuchihashi	D21/759
D956,898 S	*	7/2022	Kroloff	D21/752
D956,899 S	*	7/2022	Kroloff	D21/752
D956,900 S	*	7/2022	Kroloff	D21/752
D968,540 S	*	11/2022	Foster	D21/759
D968,541 S	*	11/2022	Vu	D21/759

OTHER PUBLICATIONS

- Xxio golf clubs google search; google.com; Feb. 1, 2023.*
- Golf fairway woods google search; google.com; Jan. 6, 2023.*
- Golf hybrids google search; google.com; Jan. 20, 2023.*
- Golf woods google search; google.com; Jan. 6, 2023.*

* cited by examiner

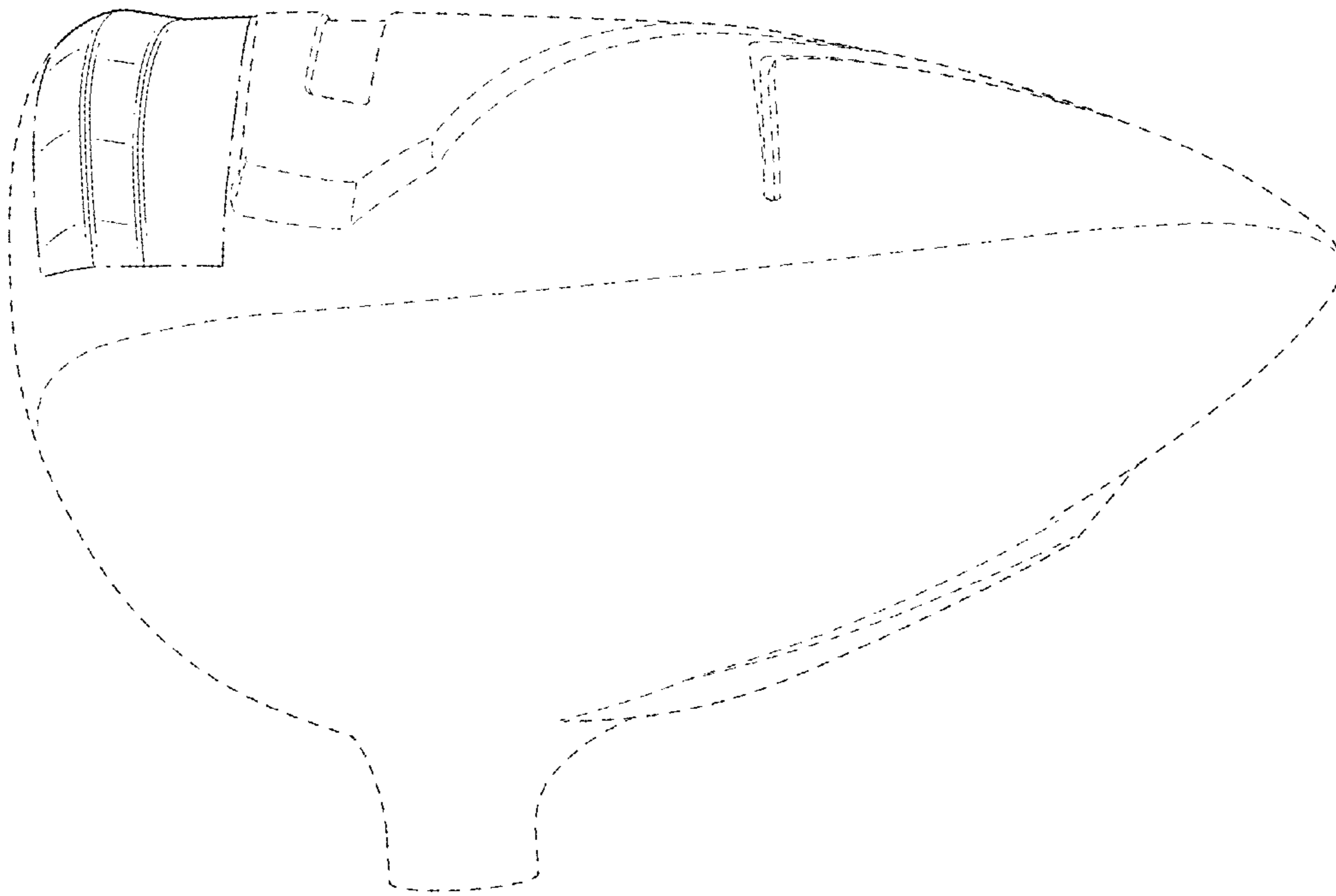


Fig. 1

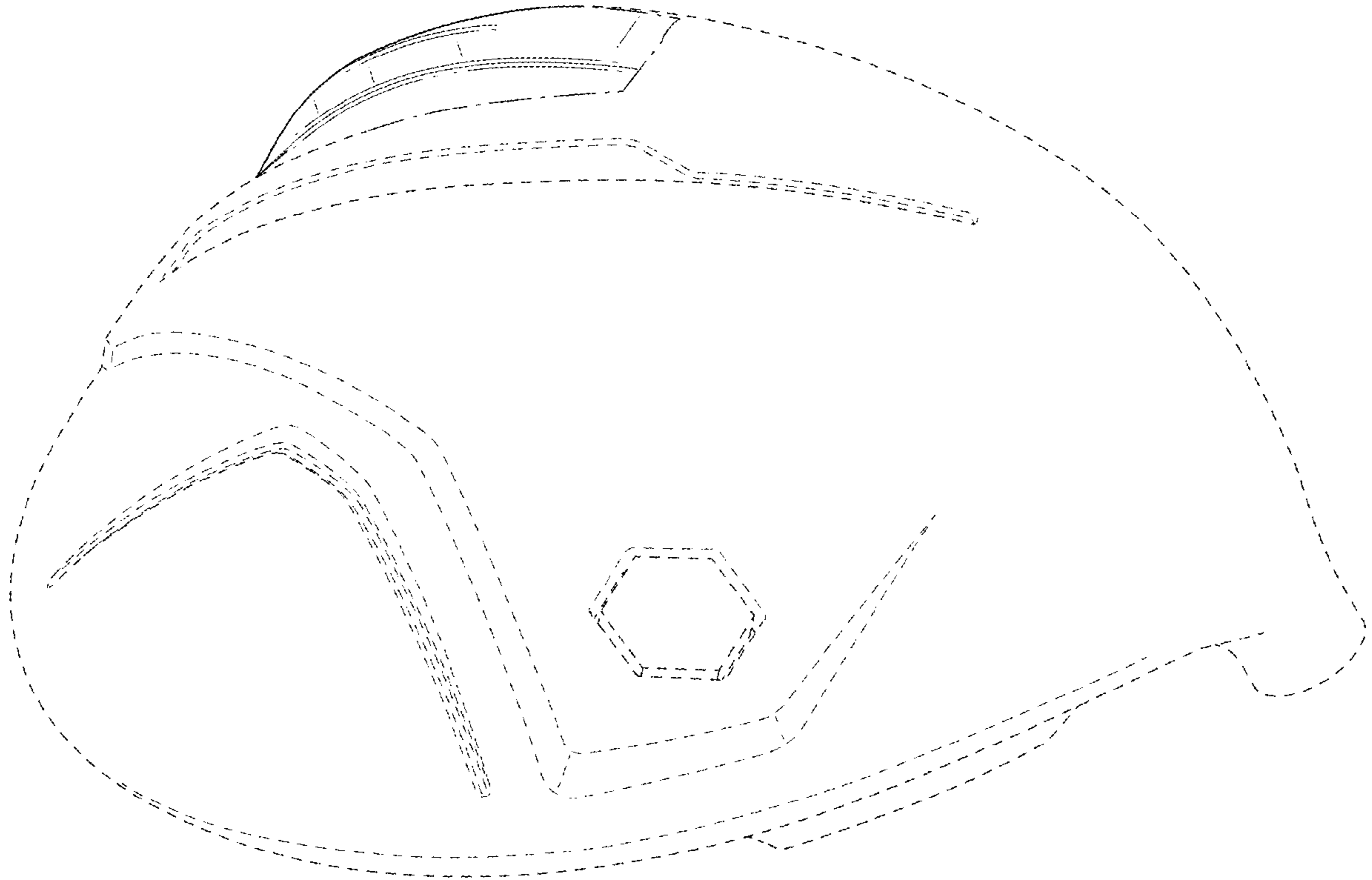


Fig.2

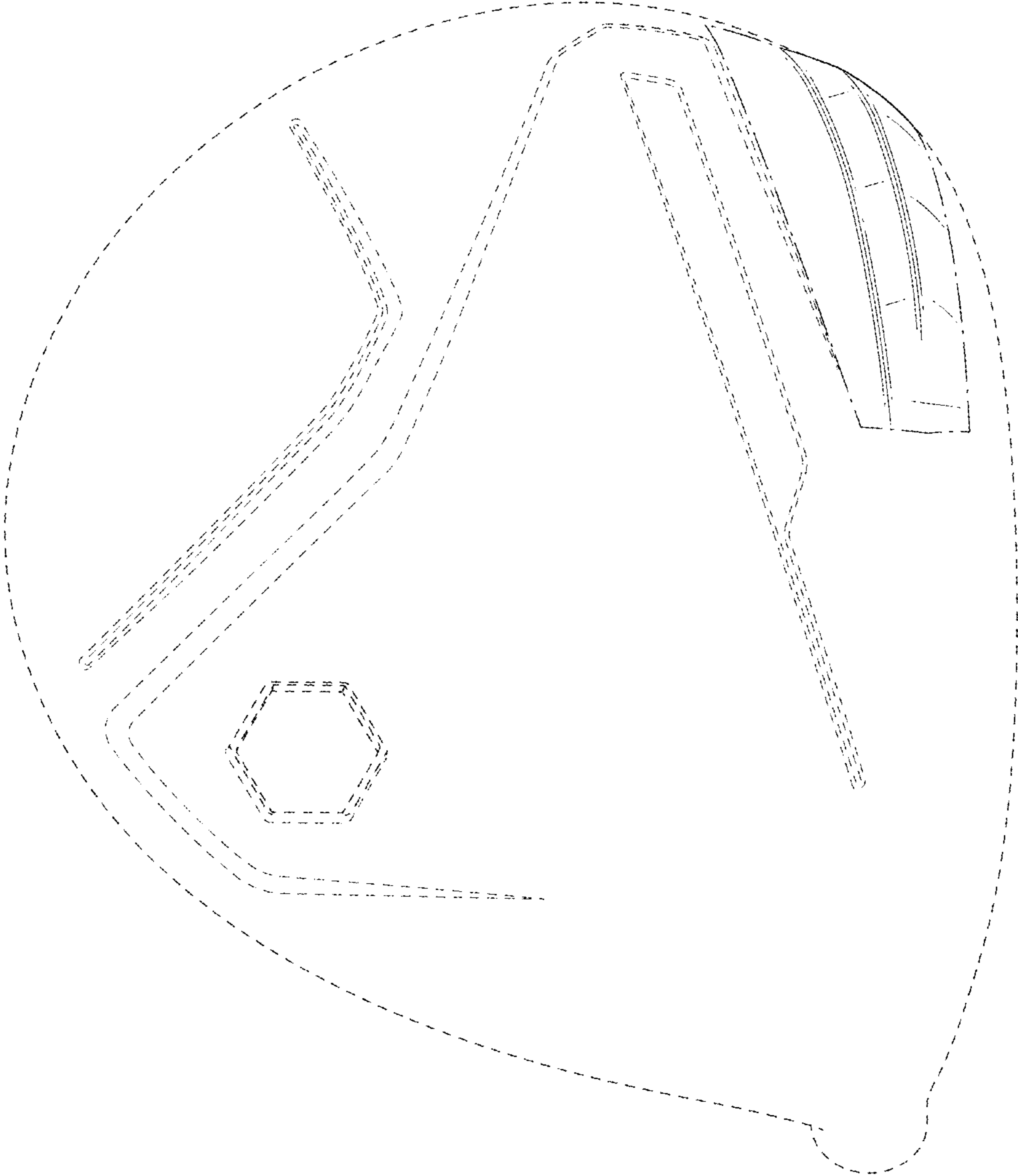


Fig.3




Fig.4

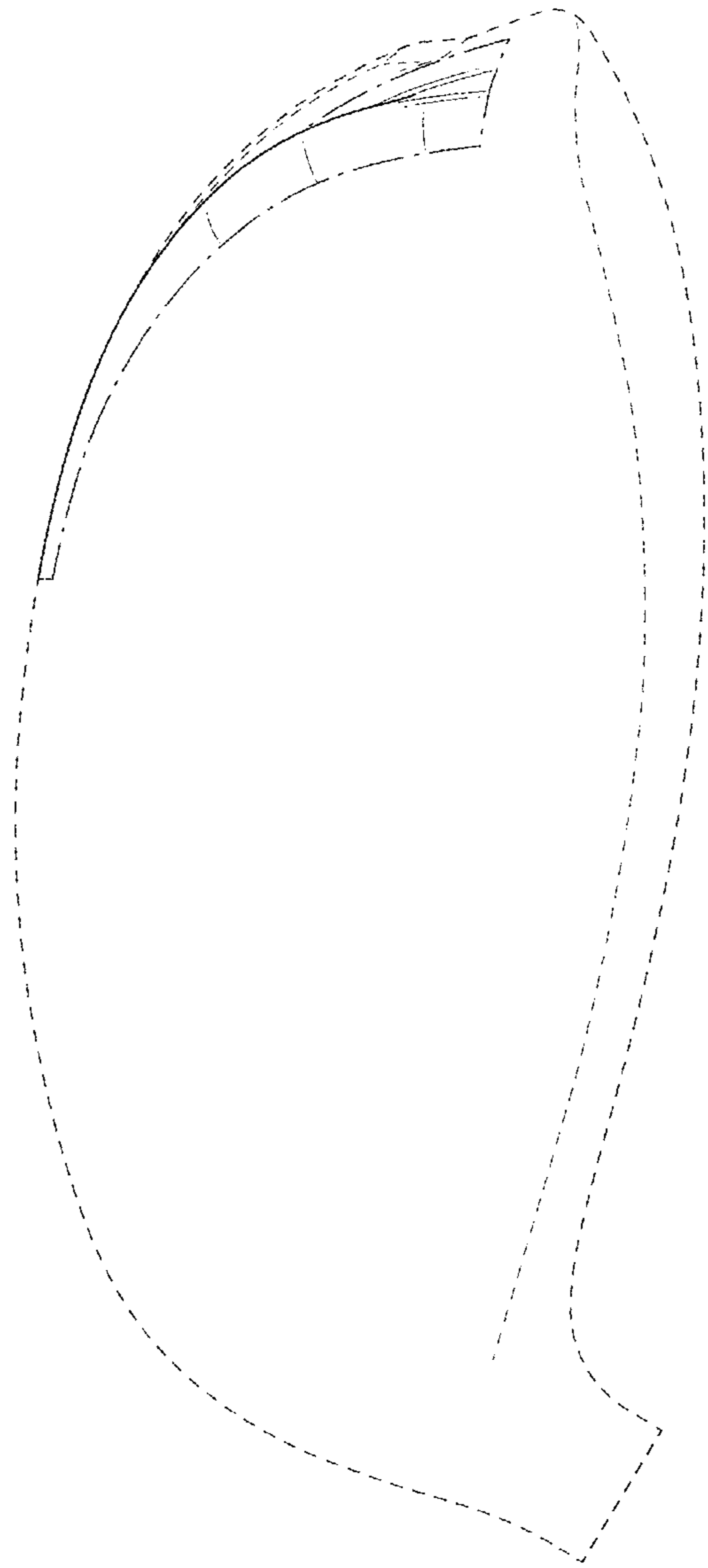


Fig.5

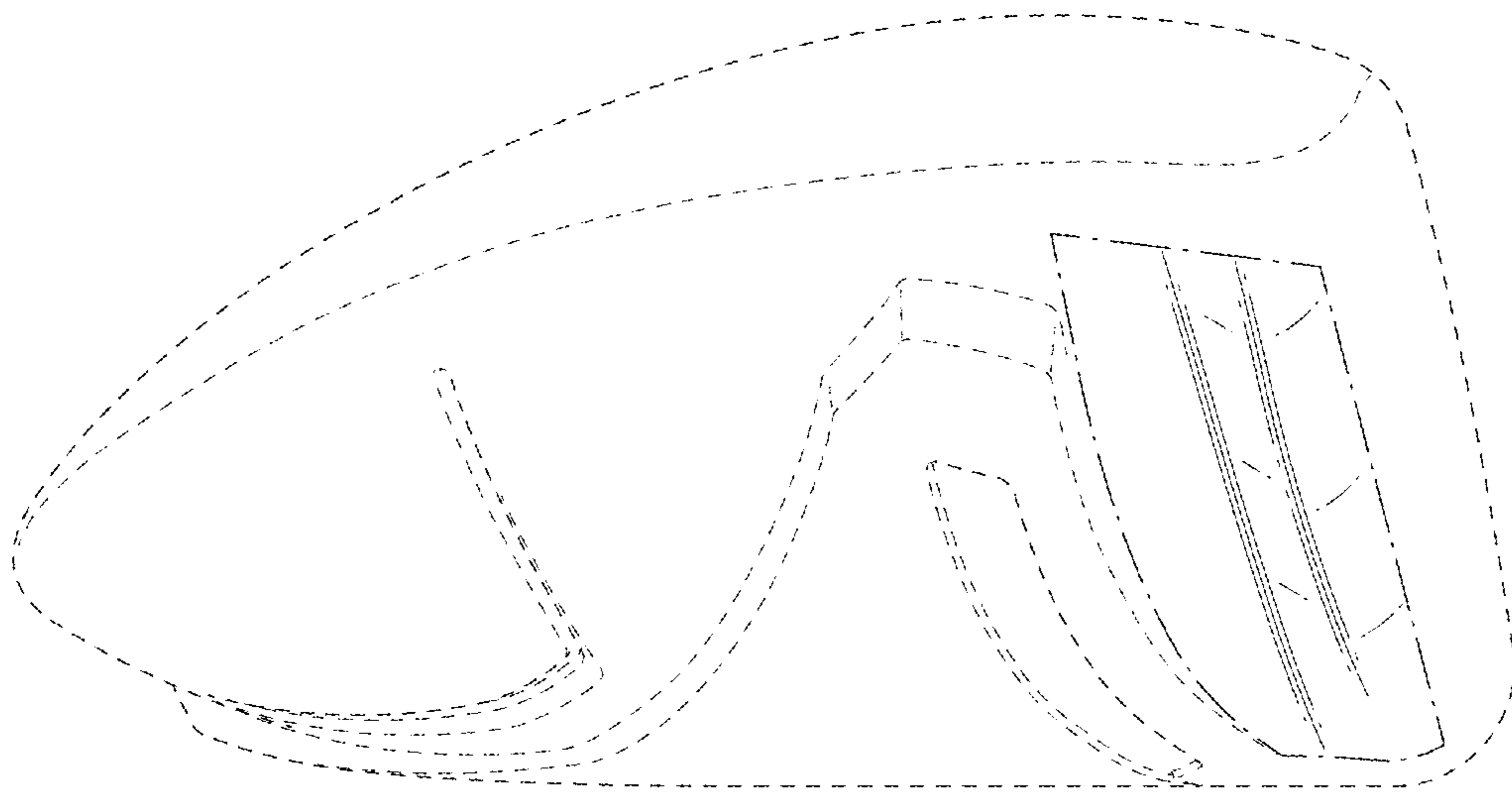


Fig.6