



US00D987743S

(12) **United States Design Patent**
Lin

(10) **Patent No.:** **US D987,743 S**

(45) **Date of Patent:** **** May 30, 2023**

(54) **WEIGHT PLATE**

(71) Applicant: **Zih-Yin Lin**, Kaohsiung (TW)

(72) Inventor: **Zih-Yin Lin**, Kaohsiung (TW)

(**) Term: **15 Years**

(21) Appl. No.: **29/815,263**

(22) Filed: **Nov. 12, 2021**

(51) **LOC (14) Cl.** **21-02**

(52) **U.S. Cl.**

USPC **D21/680**

(58) **Field of Classification Search**

USPC D21/662, 680, 681, 684, 675, 677, 694;
D9/63, 780, 452, 450, 454, 435

See application file for complete search history.

(56) **References Cited**

U.S. PATENT DOCUMENTS

3,466,986	A *	9/1969	Biller	E01C 9/083 404/41
10,010,741	B2 *	7/2018	Rothschild	A63B 21/072
D857,131	S *	8/2019	Marton	D21/694
10,537,777	B1 *	1/2020	Tash	A63B 65/10
10,773,117	B1 *	9/2020	Goldberg	A63B 21/0724
D937,942	S *	12/2021	Rothschild	A63B 21/0726 D21/680
D937,943	S *	12/2021	Rothschild	D21/680
D944,341	S *	2/2022	Henniger	D21/680
D964,488	S *	9/2022	Rothschild	D21/680
D969,941	S *	11/2022	Rothschild	D21/680

OTHER PUBLICATIONS

Spart, announced 2021[online], [site visited Jan. 3, 2023]. Available on internet, URL:https://www.amazon.com/SPART-Stainless-Strength-Training%EF%BC%8CWeightlifting-Crossfit%EF%BC%8CSingle/dp/B094JB948D/ref (Year: 2021).*

Otuoe, announced 2021[online], [site visited Jan. 3, 2023]. Available on internet, URL:https://www.amazon.com/Pack-Sound-Proof-Foam-Panels/dp/B09ZXWD67P/ref (Year: 2021).*

* cited by examiner

Primary Examiner — Khawaja Anwar

Assistant Examiner — Julice Seung Eun Oum

(57) **CLAIM**

The ornamental design for a weight plate, as shown and described.

DESCRIPTION

FIG. 1 is a perspective view of a weight plate showing my new design;

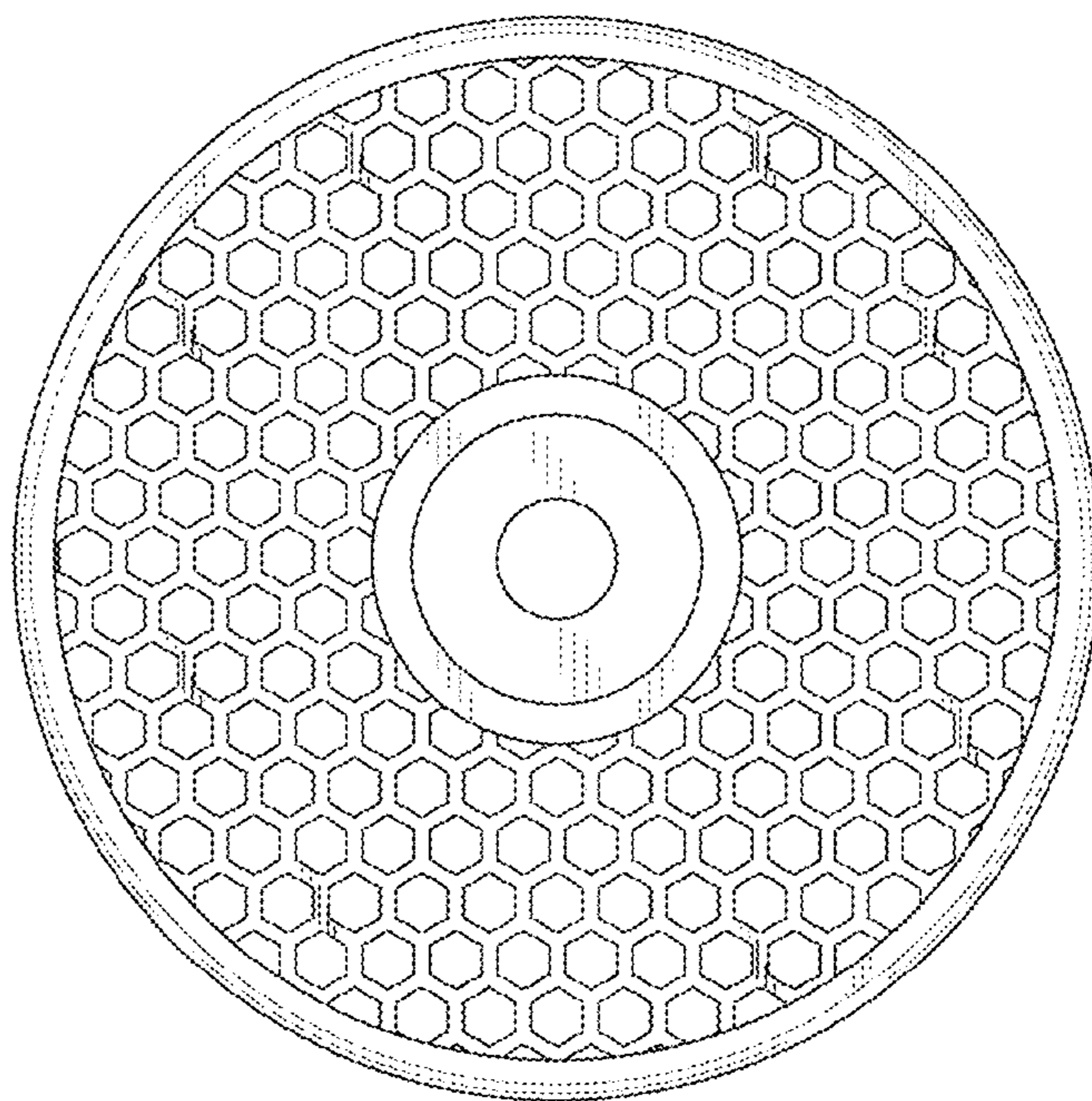
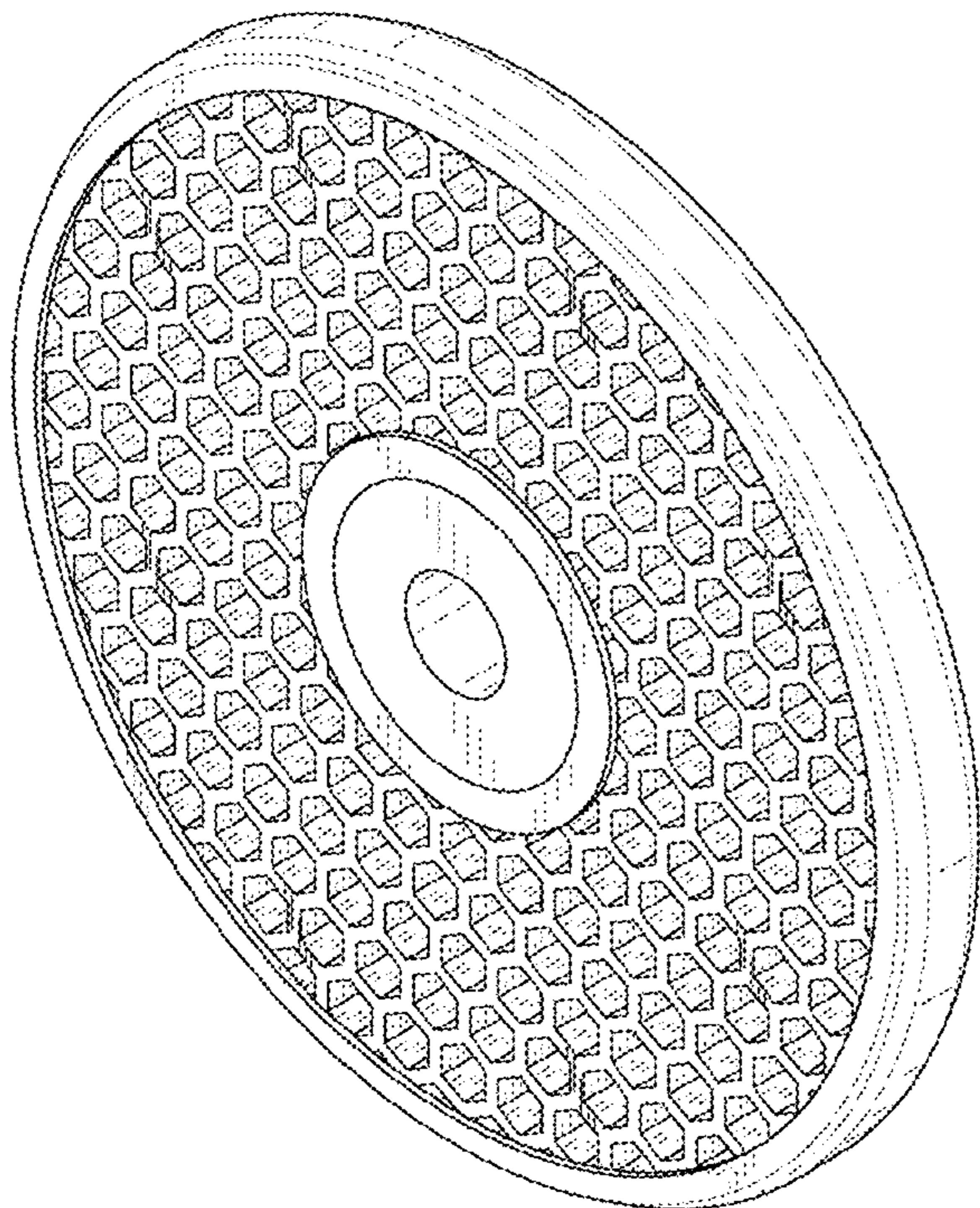
FIG. 2 is a front elevational view thereof;

FIG. 3 is a left side elevational view thereof; and,

FIG. 4 is a top plan view thereof.

The rear elevational view, the right side elevational view and the bottom plan view of the weight plate are respectively identical to the front elevational view, the side elevational view and the top plan view thereof.

1 Claim, 4 Drawing Sheets



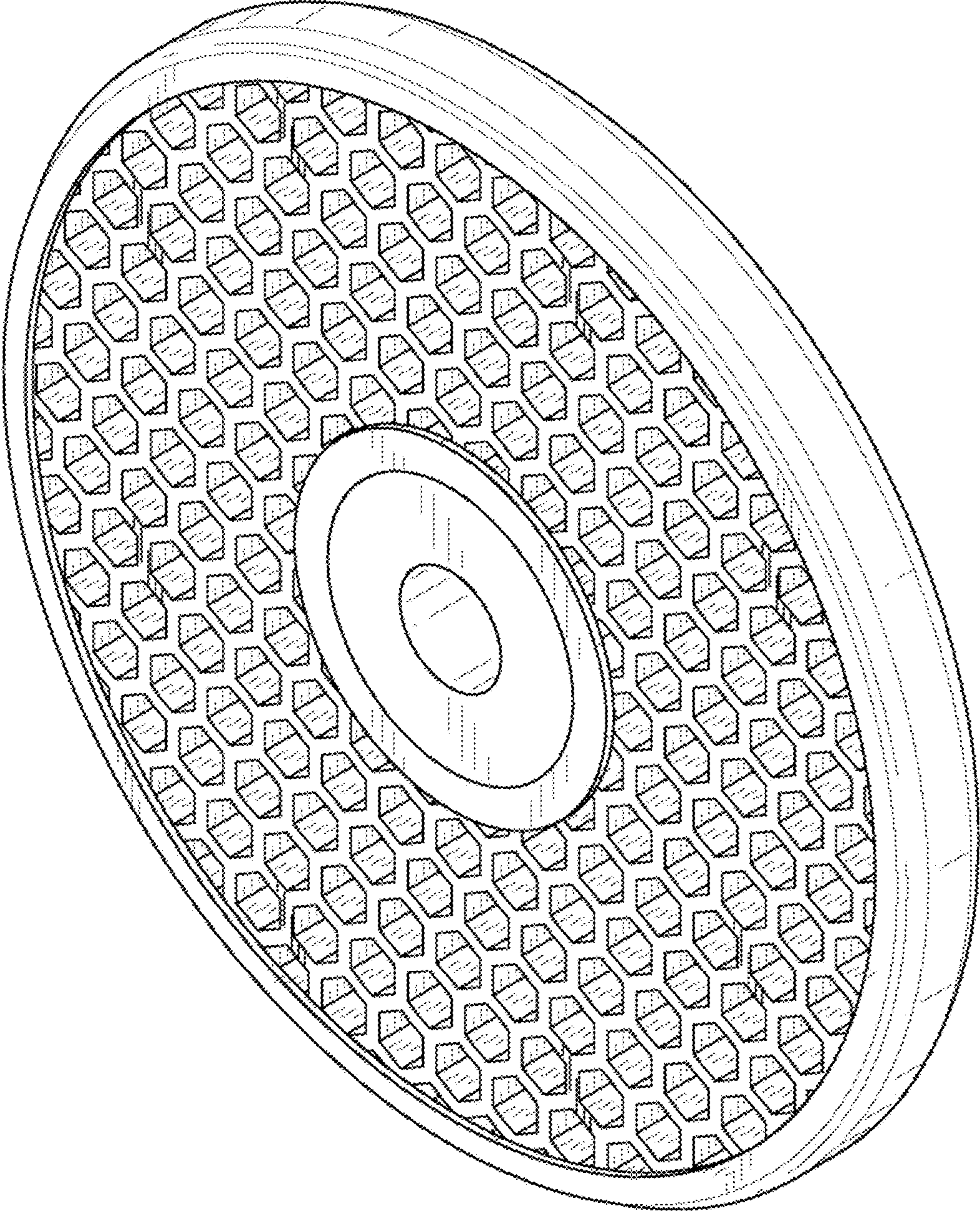


FIG.1

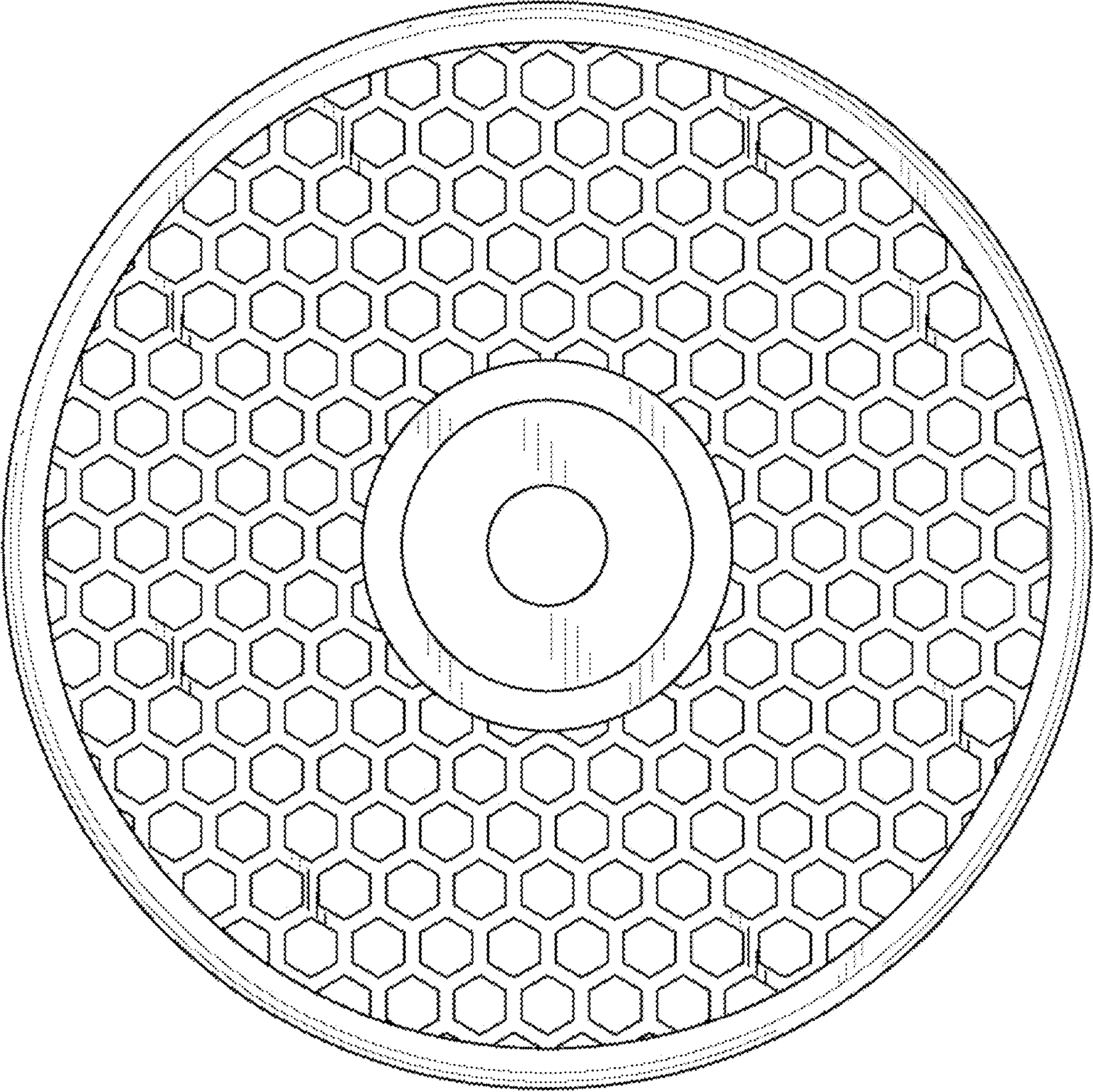


FIG.2




FIG.3




FIG.4