



US00D987729S

(12) **United States Design Patent**
Muraki et al.

(10) **Patent No.:** **US D987,729 S**

(45) **Date of Patent:** **** May 30, 2023**

- (54) **ACCESSORY FOR SPINNING TOP TOY**
- (71) Applicant: **TOMY COMPANY, LTD.**, Tokyo (JP)
- (72) Inventors: **Makoto Muraki**, Tokyo (JP); **Hiroyuki Matsukawa**, Tokyo (JP)
- (73) Assignee: **TOMY COMPANY, LTD.**, Tokyo (JP)
- (**) Term: **15 Years**
- (21) Appl. No.: **29/811,330**
- (22) Filed: **Oct. 13, 2021**

D665,859 S *	8/2012	Horikoshi	D21/460
D666,252 S *	8/2012	Ujita	D21/460
D666,253 S *	8/2012	Ujita	D21/460
D667,894 S *	9/2012	Horikoshi	D21/460
D820,919 S *	6/2018	Horikoshi	D21/460
D825,007 S *	8/2018	Muraki	D21/460
D825,673 S *	8/2018	Matsukawa	D21/460
D825,676 S *	8/2018	Horikoshi	D21/461
D827,043 S *	8/2018	Muraki	D21/460
D827,044 S *	8/2018	Horikoshi	D21/460
D827,045 S *	8/2018	Horikoshi	D21/460
D827,046 S *	8/2018	Horikoshi	D21/460
D828,456 S *	9/2018	Muraki	D21/460
D834,101 S *	11/2018	Horikoshi	D21/460
D834,102 S *	11/2018	Muraki	D21/460
D834,103 S *	11/2018	Horikoshi	D21/460

(Continued)

(30) **Foreign Application Priority Data**

Jul. 9, 2021 (JP) JP2021-015027 D

(51) **LOC (14) Cl.** **21-01**

(52) **U.S. Cl.**
USPC **D21/460; D21/455**

(58) **Field of Classification Search**
USPC D21/385, 436-443, 455, 456, 459-464
CPC A63H 1/00-1/32; A63F 9/16; A63F 5/041
See application file for complete search history.

(56) **References Cited**

U.S. PATENT DOCUMENTS

D608,842 S *	1/2010	Nishimoto	D21/460
D610,209 S *	2/2010	Nishimoto	D21/460
D629,051 S *	12/2010	Nishimoto	D21/460
D629,468 S *	12/2010	Ujita	D21/460
D629,469 S *	12/2010	Nishimoto	D21/460
D629,847 S *	12/2010	Ujita	D21/460
D629,848 S *	12/2010	Ujita	D21/460
D639,348 S *	6/2011	Ujita	D21/460
D639,869 S *	6/2011	Nishimoto	D21/460
D646,729 S *	10/2011	Ujita	D21/460
D660,918 S *	5/2012	Ujita	D21/460

Primary Examiner — Mehri F Bajoul

(74) *Attorney, Agent, or Firm* — Oliff PLC

(57) **CLAIM**

The ornamental design for an accessory for spinning top toy, as shown and described.

DESCRIPTION

FIG. 1 is a front elevational view of an accessory for spinning top toy, showing the new design;
 FIG. 2 is a rear elevational view thereof;
 FIG. 3 is a left-side elevational view thereof;
 FIG. 4 is a right-side elevational view thereof;
 FIG. 5 is a top plan view thereof;
 FIG. 6 is a bottom plan view thereof;
 FIG. 7 is a front, right-side, top perspective view thereof;
 FIG. 8 is a rear, left-side, bottom perspective view thereof;
 FIG. 9 is a front, right-side, top disassembled perspective view thereof; and,
 FIG. 10 is a rear, left-side, bottom disassembled perspective view thereof.

1 Claim, 10 Drawing Sheets



(56)

References Cited

U.S. PATENT DOCUMENTS

D835,208 S *	12/2018	Horikoshi	D21/460	D857,107 S *	8/2019	Horikoshi	D21/460
D835,209 S *	12/2018	Hashiba	D21/460	D857,108 S *	8/2019	Horikoshi	D21/460
D835,724 S *	12/2018	Muraki	D21/460	D857,109 S *	8/2019	Muraki	D21/460
D837,304 S *	1/2019	Horikoshi	D21/460	D861,079 S *	9/2019	Matsukawa	D21/460
D837,305 S *	1/2019	Shindo	D21/460	D862,604 S *	10/2019	Matsukawa	D21/460
D837,899 S *	1/2019	Narita	D21/460	D862,605 S *	10/2019	Horikoshi	D21/460
D838,316 S *	1/2019	Shindo	D21/461	D862,606 S *	10/2019	Horikoshi	D21/460
D839,967 S *	2/2019	Horikoshi	D21/460	D862,607 S *	10/2019	Horikoshi	D21/460
D841,098 S *	2/2019	Narita	D21/460	D862,608 S *	10/2019	Yamasaki	D21/460
D841,099 S *	2/2019	Matsukawa	D21/460	D862,609 S *	10/2019	Muraki	D21/460
D842,934 S *	3/2019	Muraki	D21/460	D866,677 S *	11/2019	Horikoshi	D21/460
D842,935 S *	3/2019	Horikoshi	D21/460	D868,903 S *	12/2019	Paolino, Jr	D21/461
D843,489 S *	3/2019	Horikoshi	D21/460	D873,351 S *	1/2020	Horikoshi	D21/460
D844,069 S *	3/2019	Horikawa	D21/460	D875,841 S *	2/2020	Nakajima	D21/460
D845,396 S *	4/2019	Horikoshi	D21/460	D875,842 S *	2/2020	Nakajima	D21/460
D846,034 S *	4/2019	Horikawa	D21/460	D875,843 S *	2/2020	Muraki	D21/460
D846,655 S *	4/2019	Horikawa	D21/460	D875,844 S *	2/2020	Horikoshi	D21/460
D846,656 S *	4/2019	Horikoshi	D21/460	D875,845 S *	2/2020	Muraki	D21/460
D848,539 S *	5/2019	Horikoshi	D21/460	D876,554 S *	2/2020	Muraki	D21/460
D849,846 S *	5/2019	Narita	D21/460	D878,482 S *	3/2020	Hama	D21/461
D849,847 S *	5/2019	Horikoshi	D21/460	D880,623 S *	4/2020	Narita	D21/460
D849,848 S *	5/2019	Saito	D21/460	D880,624 S *	4/2020	Hashiba	D21/460
D849,849 S *	5/2019	Muraki	D21/460	D884,801 S *	5/2020	Muraki	D21/460
D851,178 S *	6/2019	Narita	D21/460	D886,903 S *	6/2020	Ishii	D21/338
D851,708 S *	6/2019	Saito	D21/460	D886,910 S *	6/2020	Horikoshi	D21/460
D851,709 S *	6/2019	Muraki	D21/460	D886,911 S *	6/2020	Horikoshi	D21/460
D852,280 S *	6/2019	Horikoshi	D21/460	D886,912 S *	6/2020	Muraki	D21/460
D852,281 S *	6/2019	Horikoshi	D21/460	D886,913 S *	6/2020	Hama	D21/460
D852,894 S *	7/2019	Hama	D21/460	D886,914 S *	6/2020	Hama	D21/460
D854,095 S *	7/2019	Narita	D21/460	D889,564 S *	7/2020	Horikoshi	D21/460
D854,096 S *	7/2019	Muraki	D21/460	D891,526 S *	7/2020	Hama	D21/460
D854,097 S *	7/2019	Muraki	D21/460	D891,527 S *	7/2020	Hama	D21/460
D854,626 S *	7/2019	Horikoshi	D21/460	D891,528 S *	7/2020	Hama	D21/460
D854,627 S *	7/2019	Saito	D21/460	D891,529 S *	7/2020	Hama	D21/460
D854,628 S *	7/2019	Saito	D21/460	D892,226 S *	8/2020	Hama	D21/460
D855,117 S *	7/2019	Horikoshi	D21/460	D892,227 S *	8/2020	Hama	D21/460
D855,118 S *	7/2019	Saito	D21/460	D892,939 S *	8/2020	Matsukawa	D21/460
D855,119 S *	7/2019	Saito	D21/460	D892,940 S *	8/2020	Matsukawa	D21/460
D855,706 S *	8/2019	Narita	D21/460	D892,941 S *	8/2020	Matsukawa	D21/460
D857,106 S *	8/2019	Narita	D21/460	D892,942 S *	8/2020	Muraki	D21/460
				D892,943 S *	8/2020	Horikoshi	D21/460
				D892,944 S *	8/2020	Matsukawa	D21/460

* cited by examiner

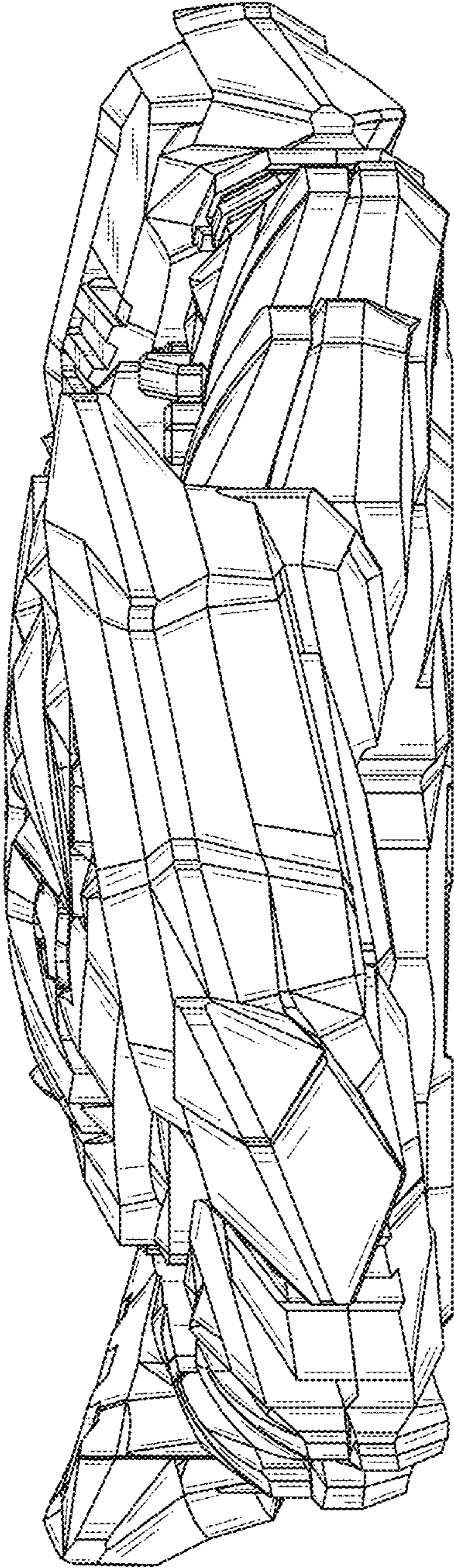


FIG. 1

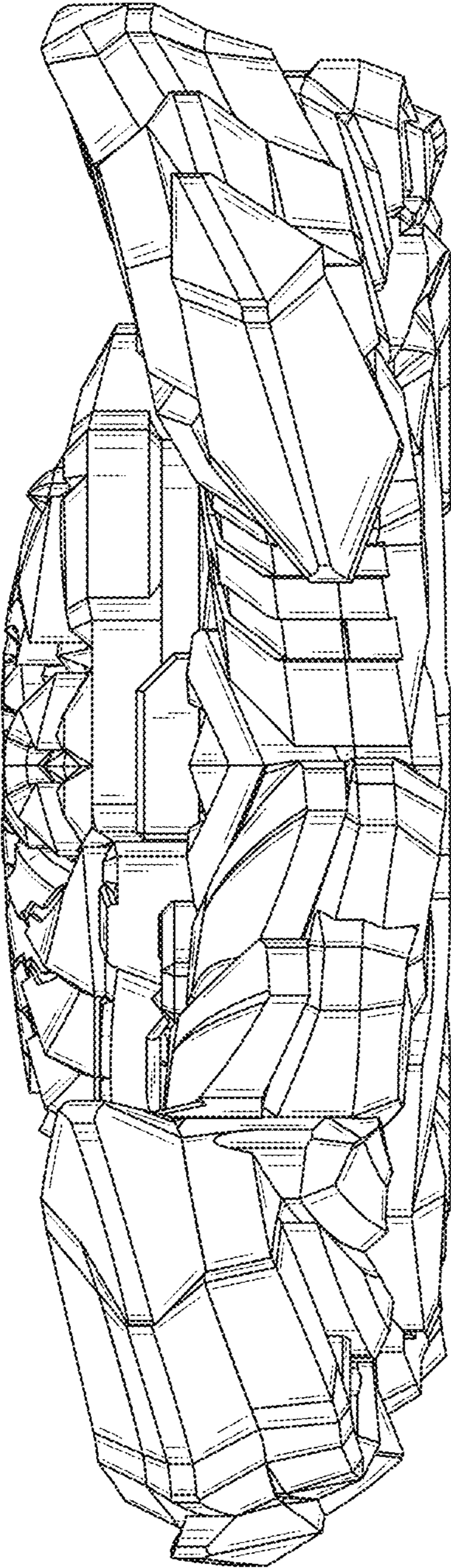


FIG. 2

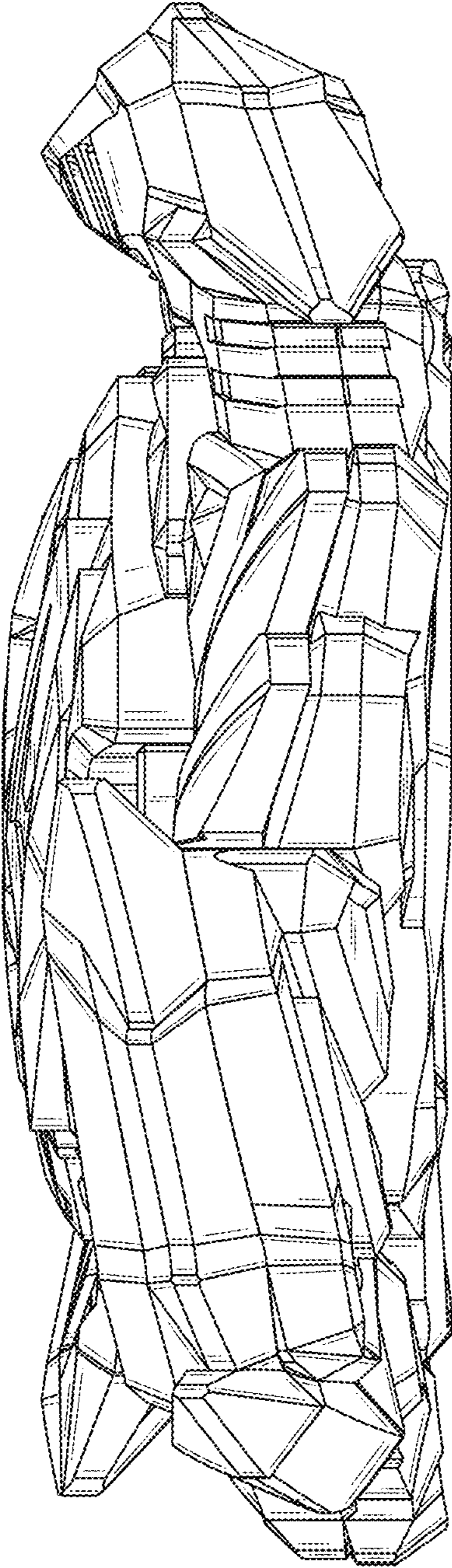


FIG. 3

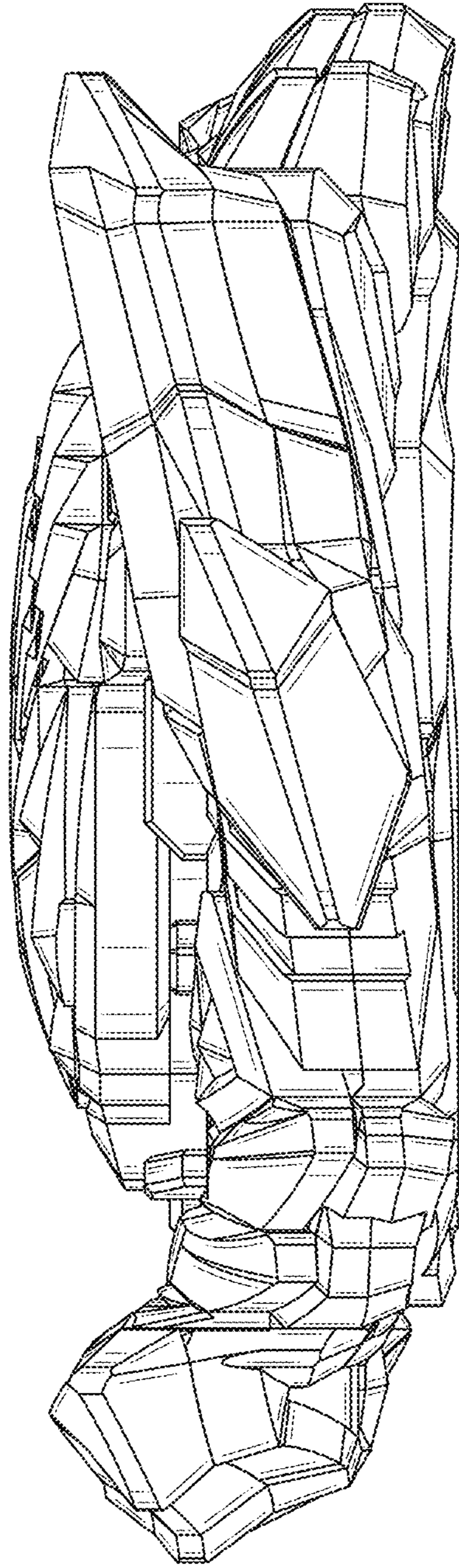


FIG. 4




FIG. 5




FIG. 6



FIG. 7

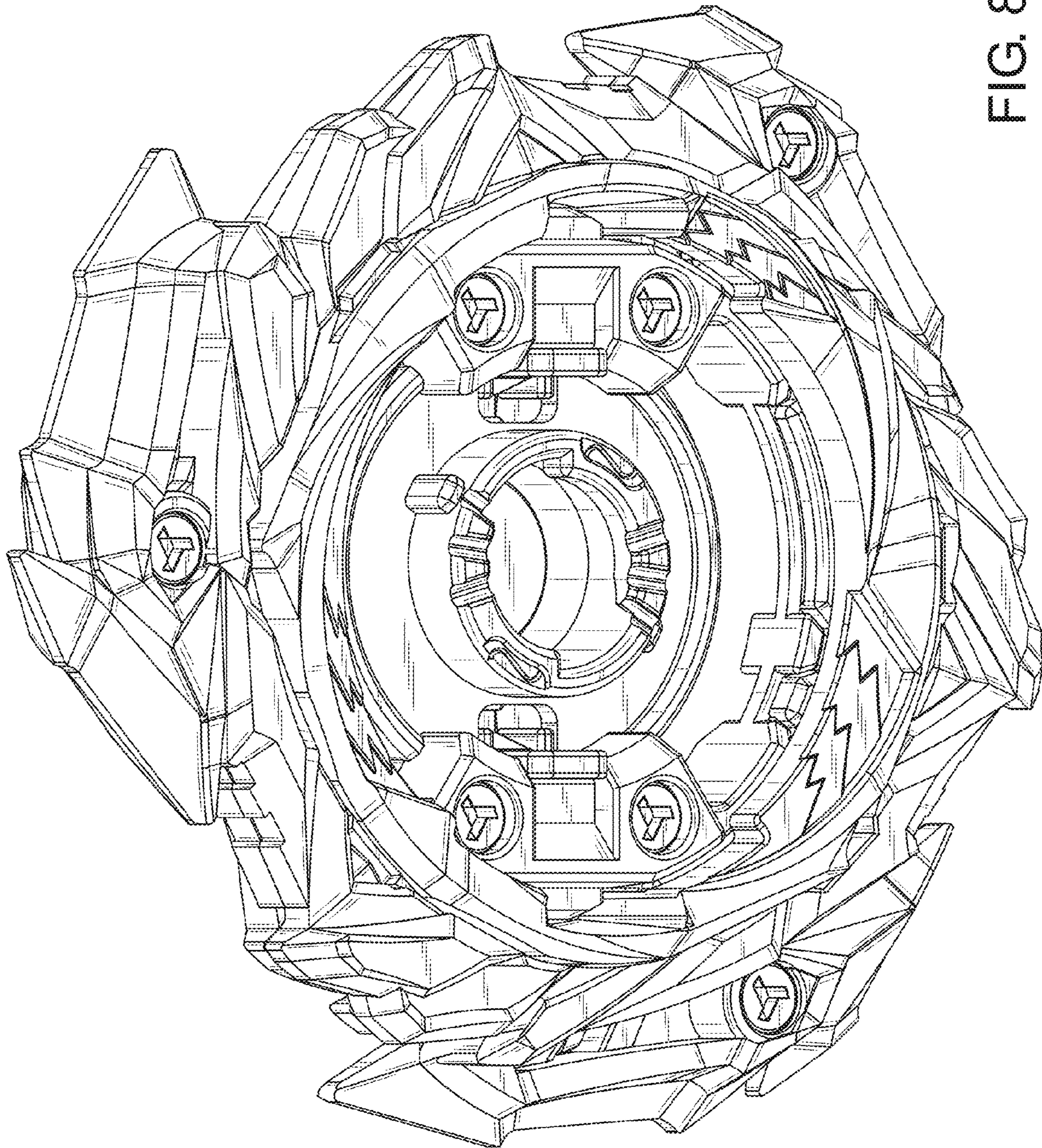


FIG. 8

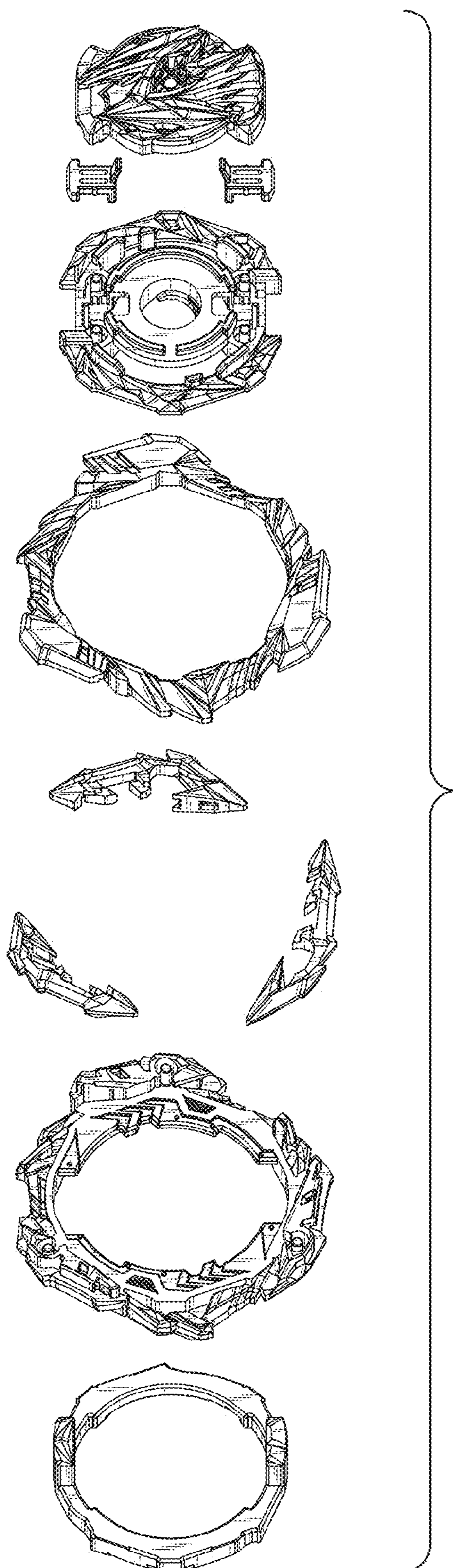


FIG. 9

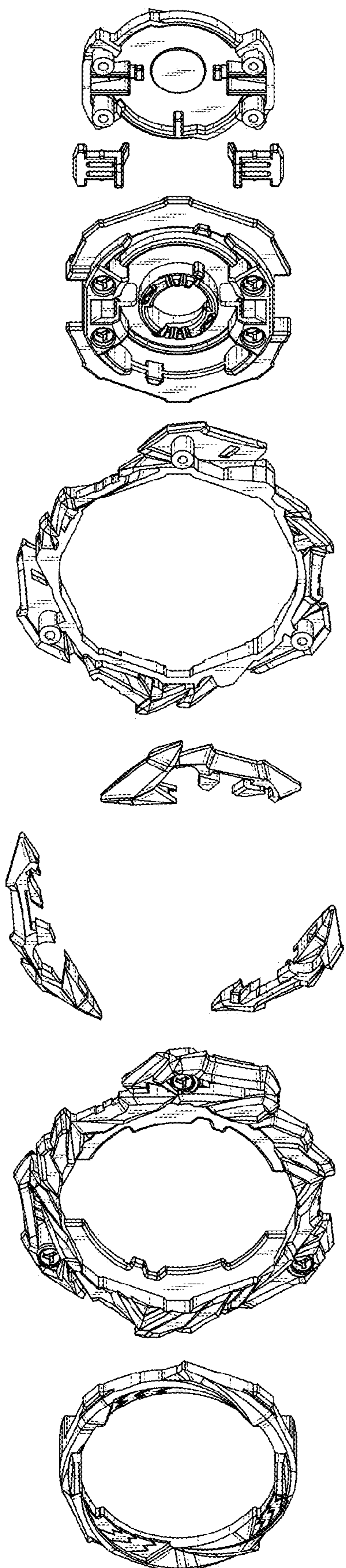


FIG. 10