



US00D987717S

(12) **United States Design Patent** (10) **Patent No.:** **US D987,717 S**  
**Ridge et al.** (45) **Date of Patent:** **\*\* May 30, 2023**

(54) **PHYSICAL OVERLAY SHEET FOR FORMS**

(56) **References Cited**

(71) Applicant: **Wells Fargo Bank, N.A.**, San Francisco, CA (US)  
(72) Inventors: **Teresa Ridge**, Alamo, CA (US); **Terra Powers**, Oakland, CA (US)  
(73) Assignee: **Wells Fargo Bank, N.A.**, San Francisco, CA (US)  
(\*\*) Term: **15 Years**

U.S. PATENT DOCUMENTS

5,522,732	A	6/1996	Roberts et al.	
8,584,029	B1	11/2013	Gerde et al.	
D764,581	S *	8/2016	Solomon	D19/1
9,916,627	B1	3/2018	Huang et al.	
D864,292	S *	10/2019	Barrett	D19/10
D865,056	S *	10/2019	Martin	D19/1
D913,369	S *	3/2021	Key	D19/1
2002/0046576	A1	4/2002	Campbell	
2010/0012541	A1	1/2010	Neary	
2010/0161460	A1	6/2010	Vroom et al.	

(21) Appl. No.: **29/757,894**

OTHER PUBLICATIONS

(22) Filed: **Nov. 10, 2020**

Office Action from U.S. Appl. No. 16/716,121, dated May 13, 2022, 13 pp.  
Response to Office Action dated May 13, 2022 from U.S. Appl. No. 16/716,121, filed Aug. 15, 2022, 14 pp.

**Related U.S. Application Data**

(63) Continuation-in-part of application No. 16/716,121, filed on Dec. 16, 2019.

(51) **LOC (14) Cl.** ..... **19-01**

(52) **U.S. Cl.**

USPC ..... **D19/1**

(58) **Field of Classification Search**

USPC ..... D19/1-12, 20-34, 100;  
40/124.01-124.15, 672, 661, 726, 776,  
40/617; 283/82, 70, 94, 81, 904;  
206/449, 815; D21/385; D20/10, 22, 27,  
D20/40, 42, 11; D14/435-437;  
235/380-383, 487, 493, 488  
CPC .. B42D 15/022; B42D 15/042; B42D 15/045;  
B42D 15/027; B42D 25/00; B42D 25/20;  
B42D 25/23; B42D 25/26; B42D 25/29;  
B42D 25/30; B42D 25/285; B42D  
2033/00; B42D 2033/04; B42D 2033/08;  
B42D 2033/10; B42D 2033/16; B42D  
2033/18; B42D 2033/20; B42D 2033/22;  
B42D 2033/28; B42D 2033/30; B65D  
27/005; B65D 27/00; B65D 27/04; B65D  
27/12; B65D 27/22; B65D 27/24; B65D  
27/30; B65D 27/32; B65D 27/36

See application file for complete search history.

\* cited by examiner

*Primary Examiner* — Abraham Bahta

(74) *Attorney, Agent, or Firm* — Shumaker & Sieffert, P.A.

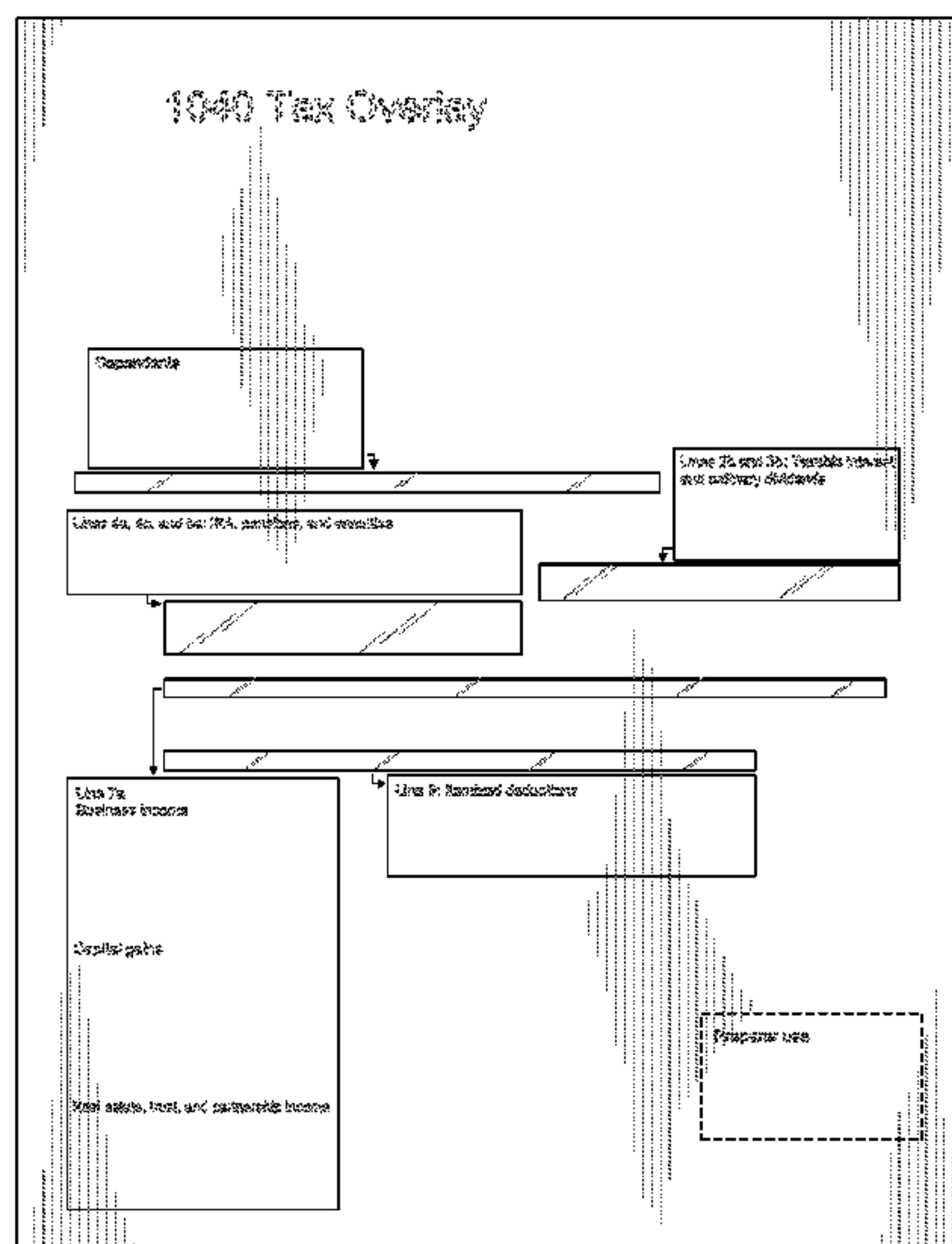
(57) **CLAIM**

The ornamental design for a physical overlay sheet for forms, as shown and described.

**DESCRIPTION**

FIG. 1 is a front view of a first example of the physical overlay sheet showing our new design;  
FIG. 2 is a back view of the physical overlay sheet of FIG. 1;  
FIG. 3 is a side view of the physical overlay sheet of FIG. 1; and,  
FIG. 4 is a front view of the physical overlay sheet of FIG. 1 illustrating an environmental use of the physical overlay sheet.

**1 Claim, 3 Drawing Sheets**



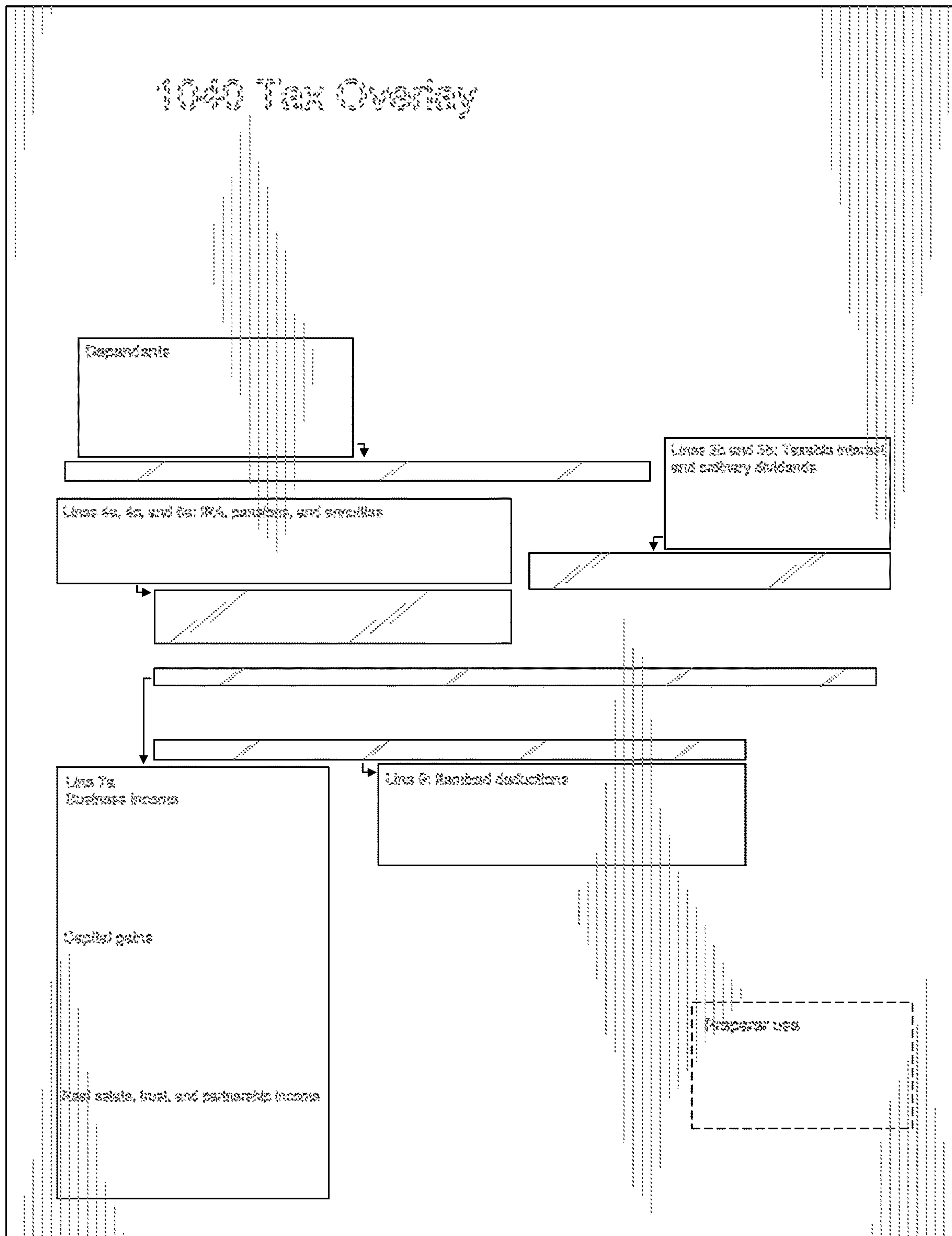


FIG. 1

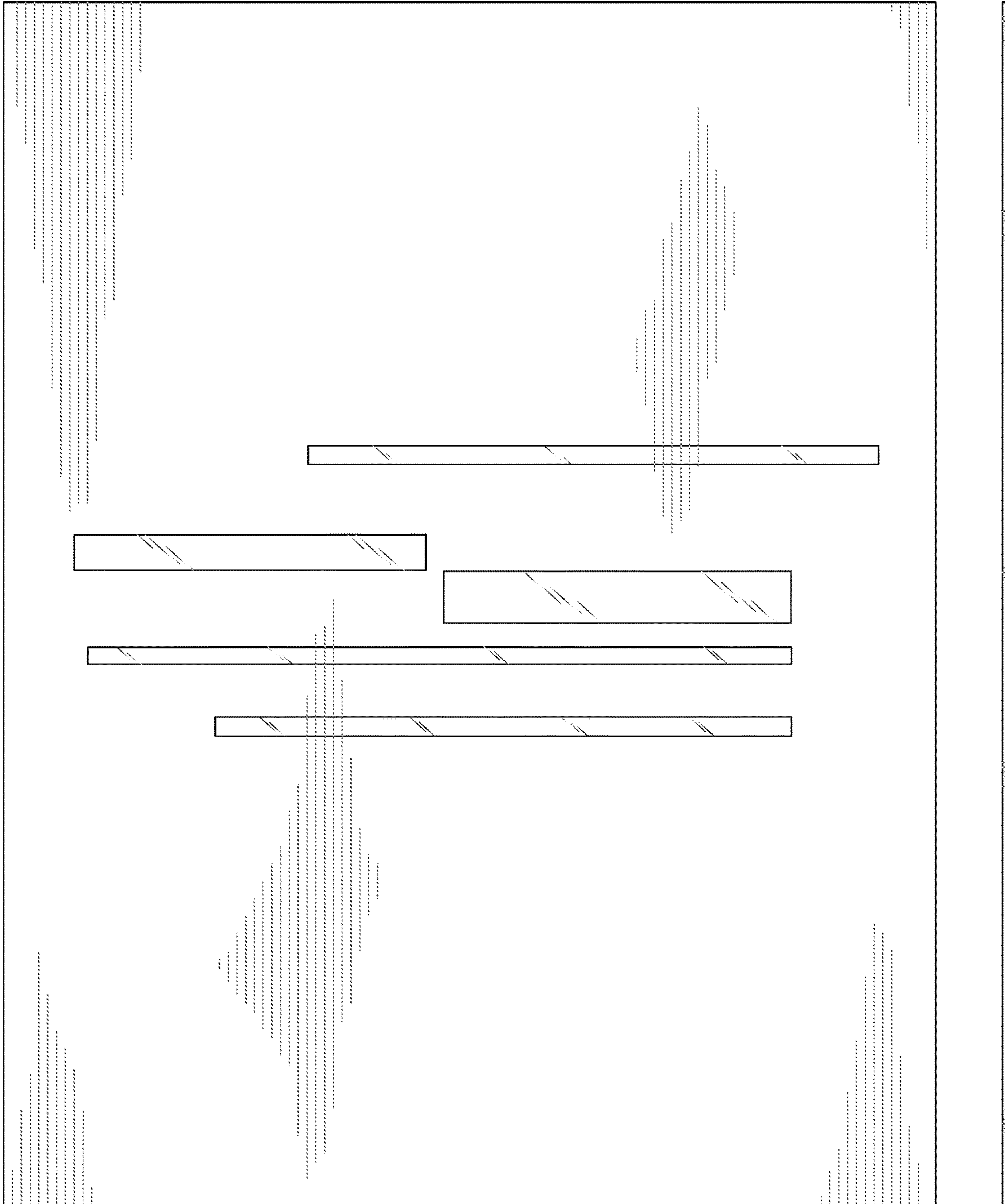


FIG. 2

FIG. 3



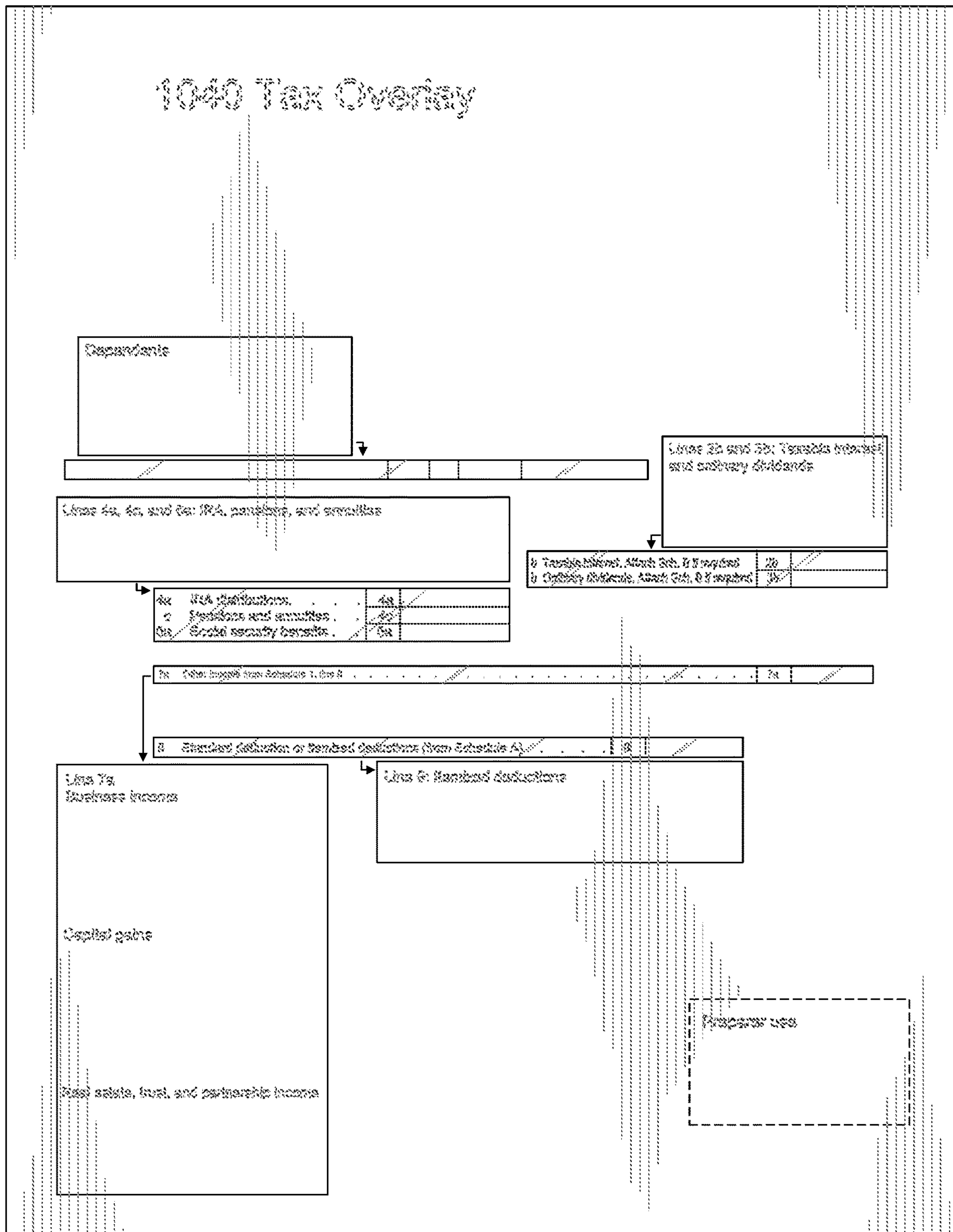


FIG. 4