



US00D987713S

(12) **United States Design Patent**
Swerdfeger et al.

(10) **Patent No.:** **US D987,713 S**

(45) **Date of Patent:** **** May 30, 2023**

(54) **GUITAR BODY**

(71) Applicant: **Fender Musical Instruments Corporation**, Scottsdale, AZ (US)

(72) Inventors: **Brian C. Swerdfeger**, Mission Viejo, CA (US); **Timothy P. Shaw**, Hendersonville, TN (US); **Joshua D. Hurst**, Nashville, TN (US); **Brian Thrasher**, Oak Hills, CA (US)

(73) Assignee: **Fender Musical Instruments Corporation**, Scottsdale, AZ (US)

(**) Term: **15 Years**

(21) Appl. No.: **29/735,260**

(22) Filed: **May 19, 2020**

(51) **LOC (14) Cl.** **17-03**

(52) **U.S. Cl.**
USPC **D17/14**

(58) **Field of Classification Search**
USPC D17/14, 17, 18, 19, 20, 99
CPC .. G10D 1/00; G10D 1/02; G10D 1/06; G10D 1/08; G10D 1/085; G10D 1/10; G10D 3/00; G10D 3/173
See application file for complete search history.

(56) **References Cited**

U.S. PATENT DOCUMENTS

D258,739 S *	3/1981	Todd, III	D17/14
5,900,561 A *	5/1999	Wechter	G10D 1/08 84/293
D606,581 S *	12/2009	Ierymenko	D17/14
D606,594 S *	12/2009	Guinhard	D21/324
D818,035 S *	5/2018	Stolarski	D17/14
D844,694 S *	4/2019	Kiesel	D17/20
D866,653 S *	11/2019	Brnich	D17/14
D875,170 S *	2/2020	Juszkiewicz	D17/20
D894,261 S *	8/2020	Chen	D17/14

D896,881 S *	9/2020	Swerdfeger	D17/14
2001/0022128 A1 *	9/2001	Cortes	G10D 1/08 84/290
2009/0056520 A1 *	3/2009	Rivera	G10D 3/06 84/314 R

OTHER PUBLICATIONS

Amazon.com. https://www.amazon.com/Donner-Electric-Guitar-White-DMT-100W/dp/B09NRLP7CT/ref=sr_1_33?crd=2ZRC2TC0B8OTJ&keywords=guitar%2Bbody&qid=1674088281&srefix=guitar%2Bbody%2Caps%2C97&sr=8-33&th=1. "Donner Solid Body Electric Guitar". Apr. 1, 2022 (Year: 2022).
Fender Jazzmaster, Wikipedia, https://en.wikipedia.org/wiki/Fender_Jazzmaster, pp. 1-13, accessed Dec. 15, 2020.

* cited by examiner

Primary Examiner — R. Johnson

(74) *Attorney, Agent, or Firm* — Robert D. Atkins; Patent Law Group

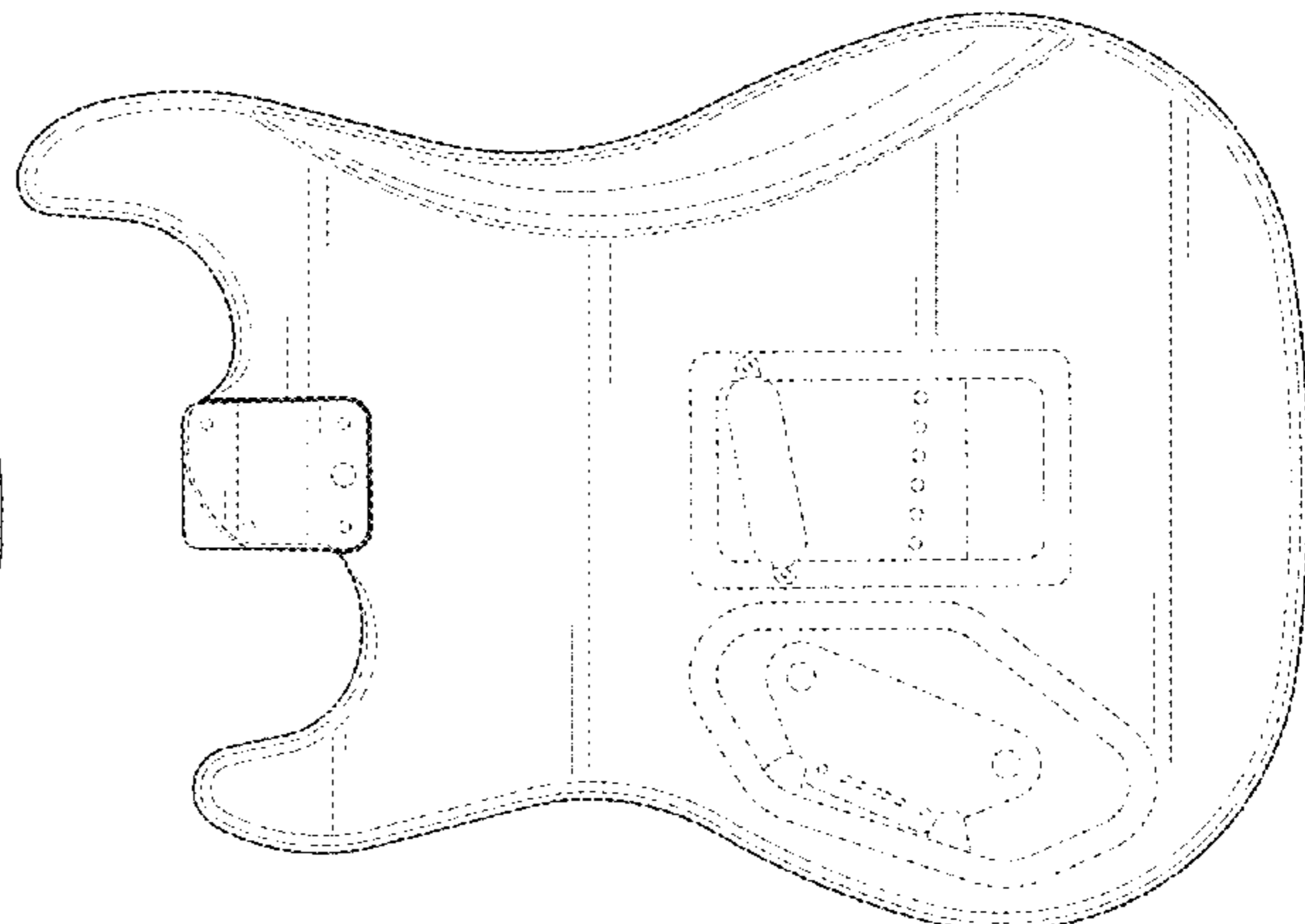
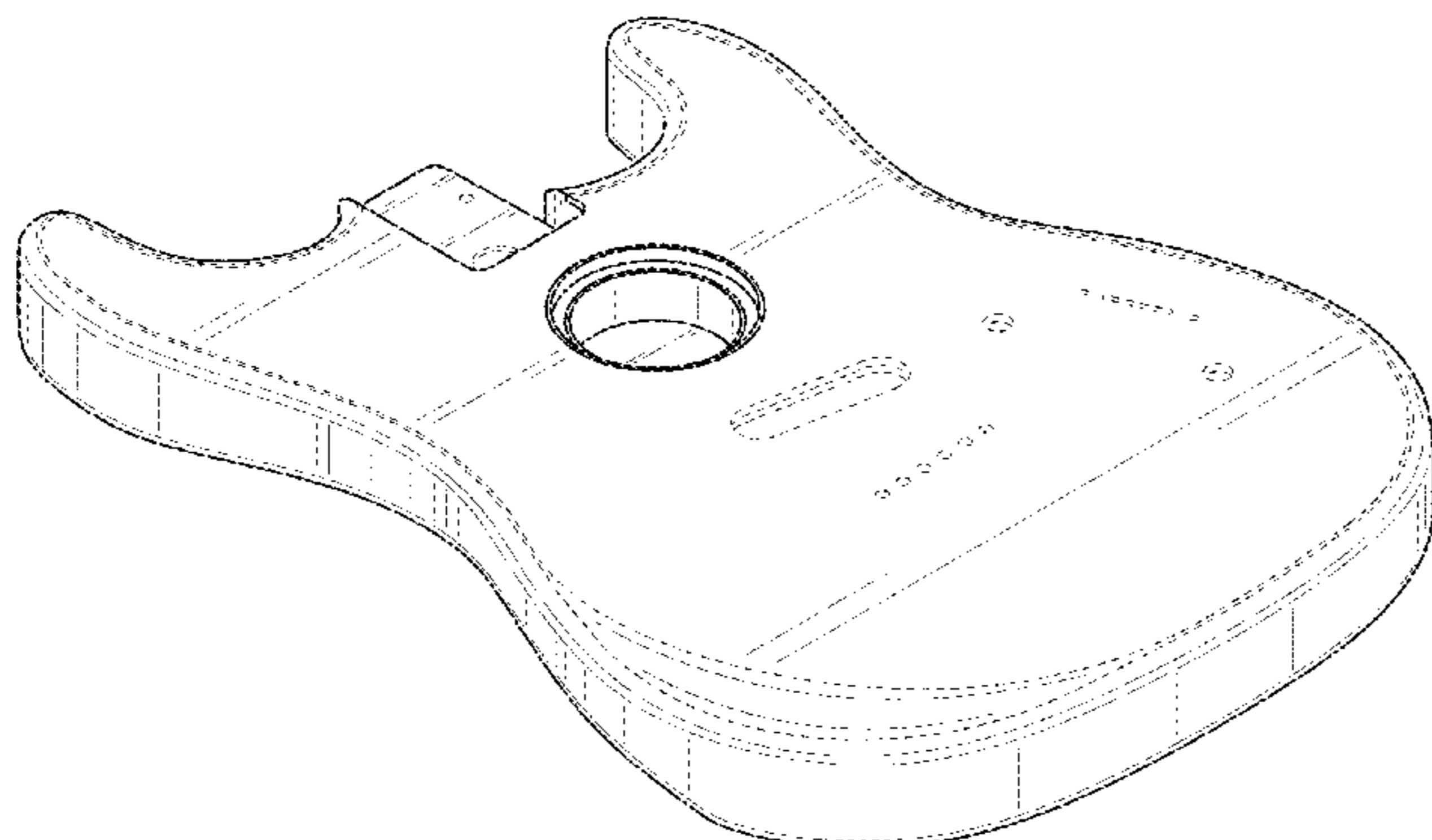
(57) **CLAIM**

The ornamental design for a guitar body, as shown and described.

DESCRIPTION

FIG. 1 is a perspective view of a guitar body showing our new design.
FIG. 2 is a front view thereof.
FIG. 3 is a rear view thereof.
FIG. 4 is a right-side view thereof.
FIG. 5 is a left-side view thereof.
FIG. 6 is a top view thereof.
FIG. 7 is a bottom plan view thereof.
FIG. 8 is a front view thereof, showing the guitar body in use; and,
FIG. 9 is a perspective view thereof.
The portions of the guitar body shown in broken lines represent environmental structure and form no part of the claim.

1 Claim, 7 Drawing Sheets



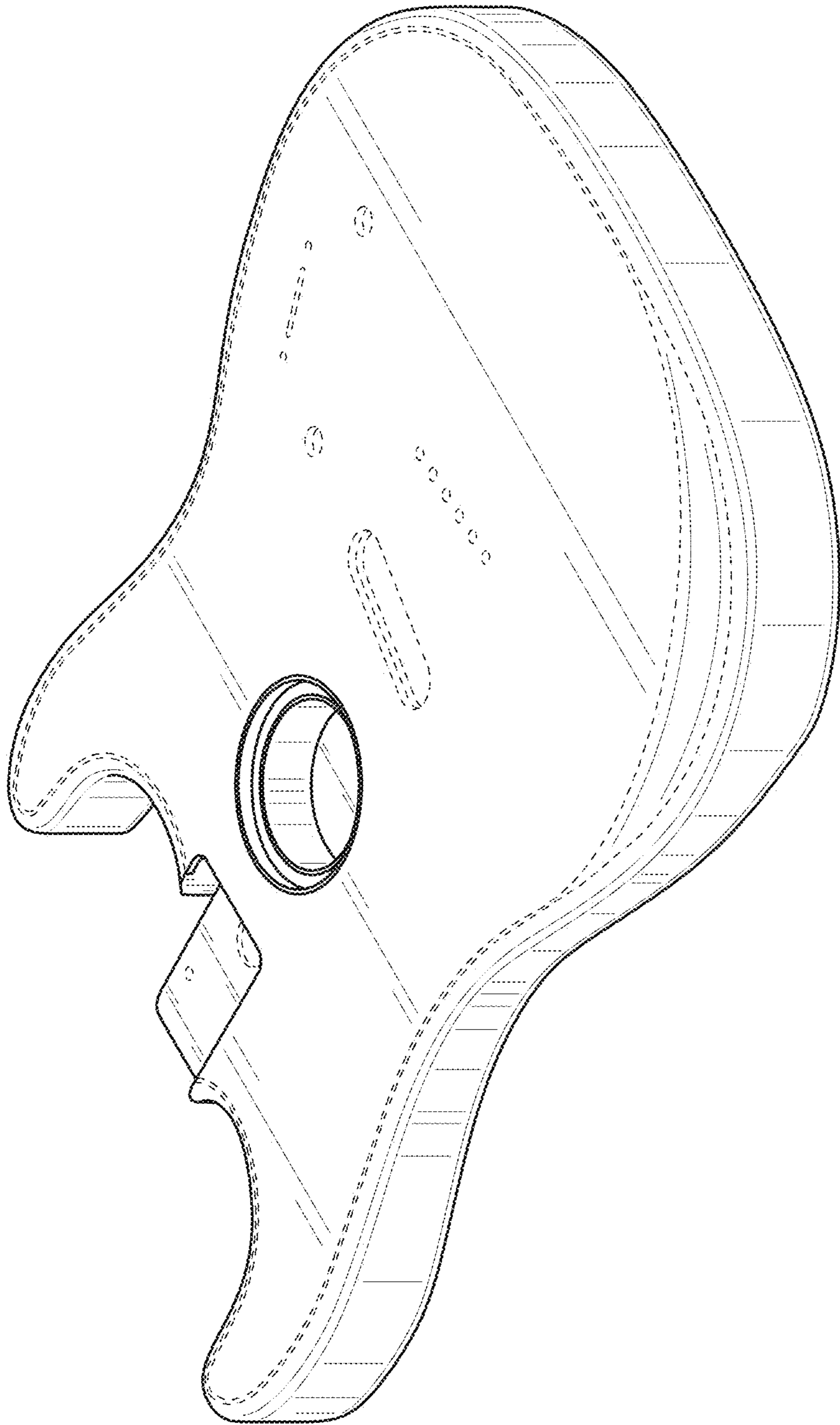


Fig. 1

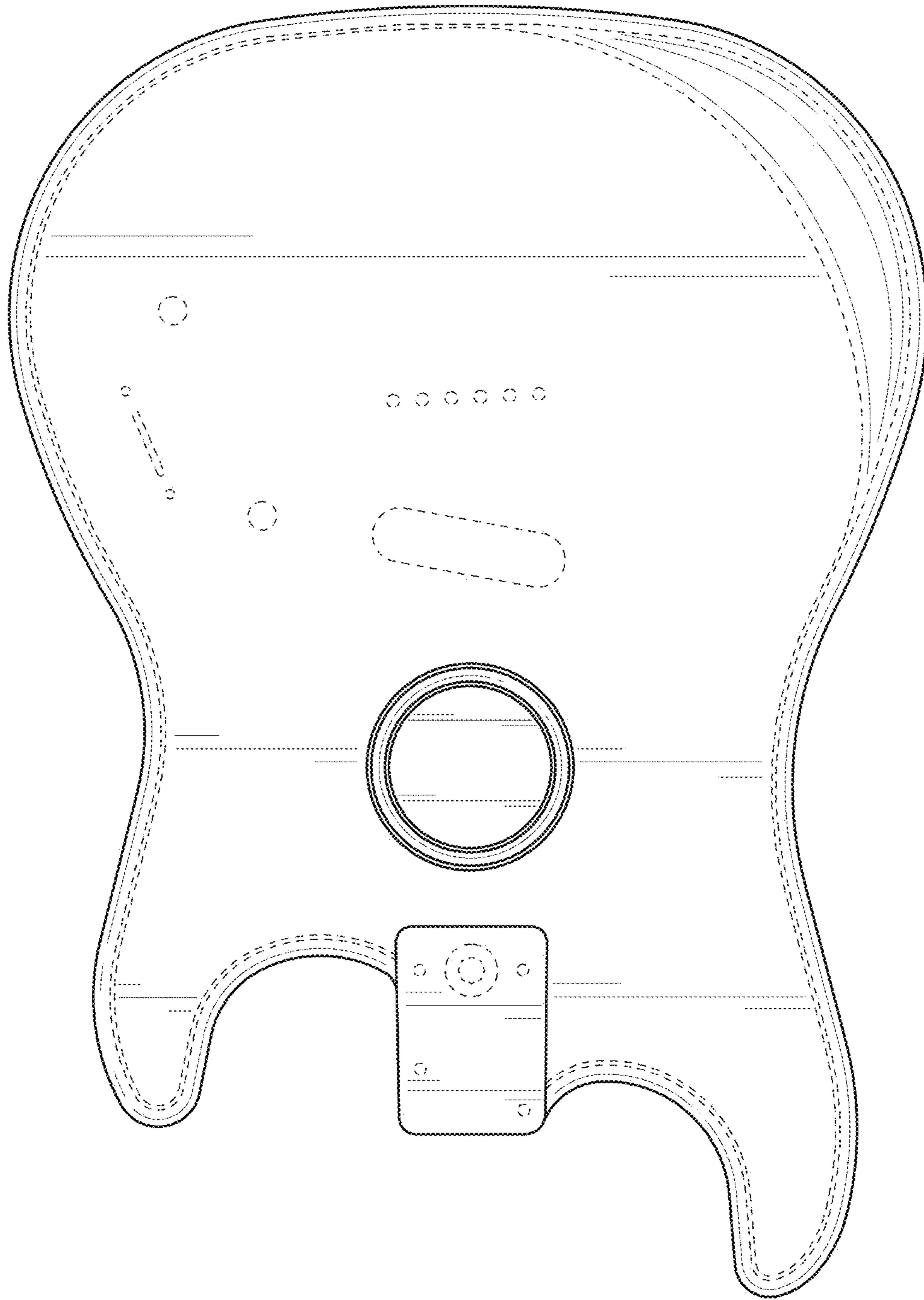


Fig. 2

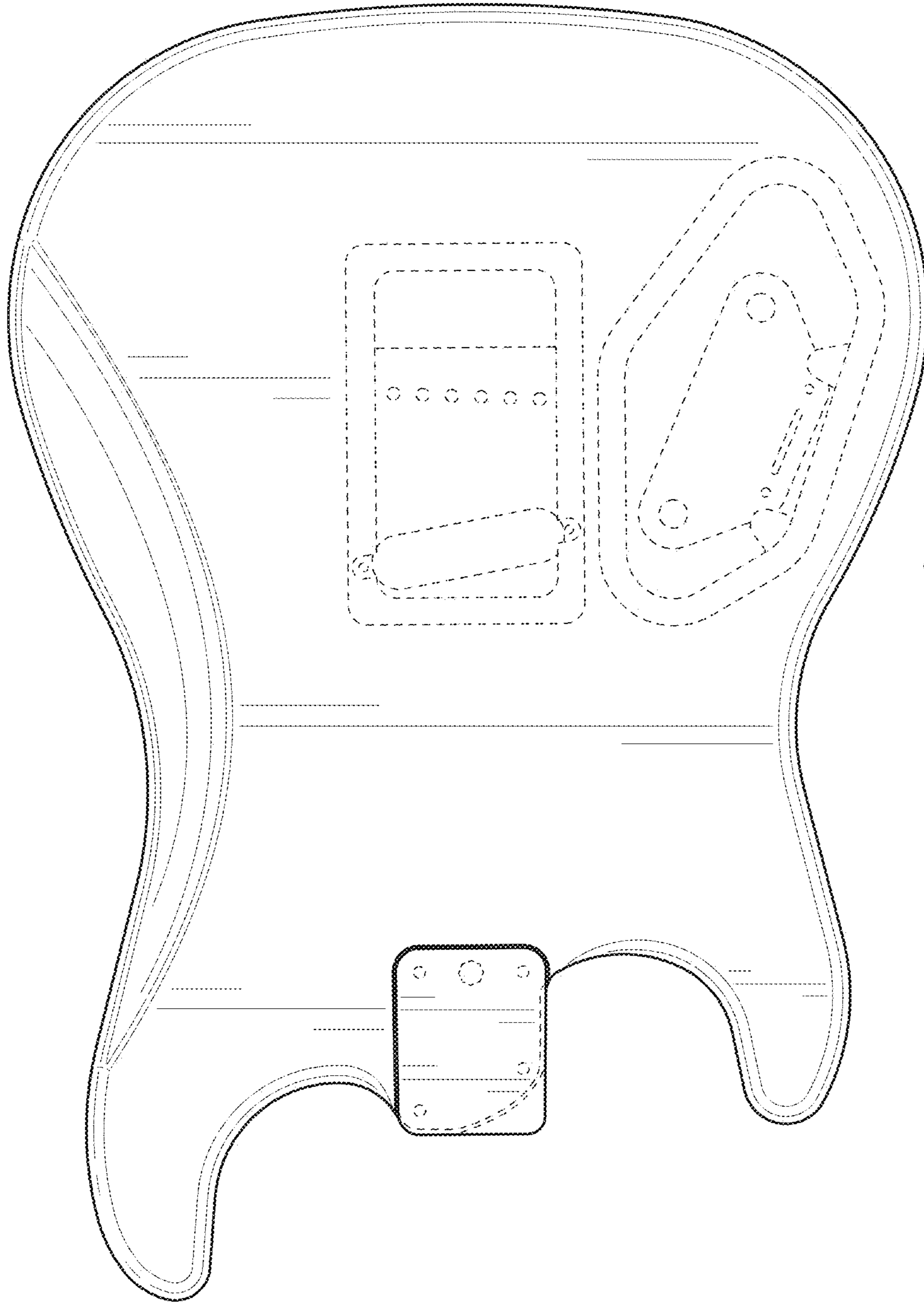


Fig. 3

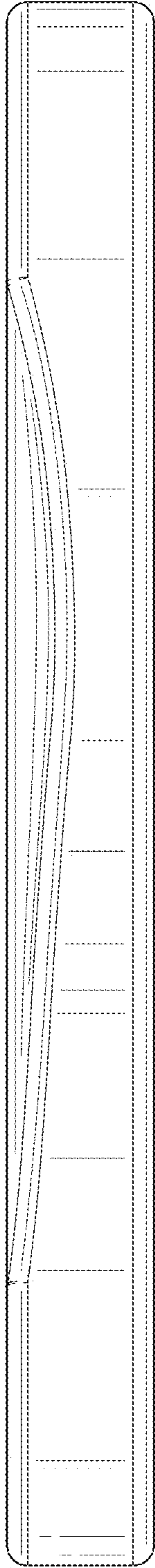


Fig. 4




Fig. 5

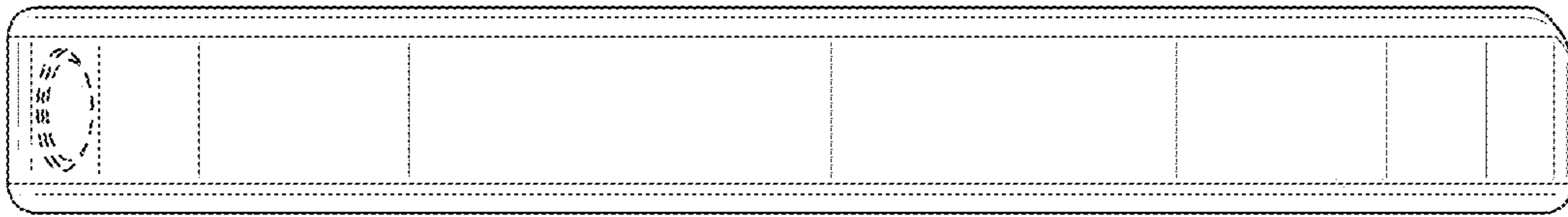


Fig. 7




Fig. 6

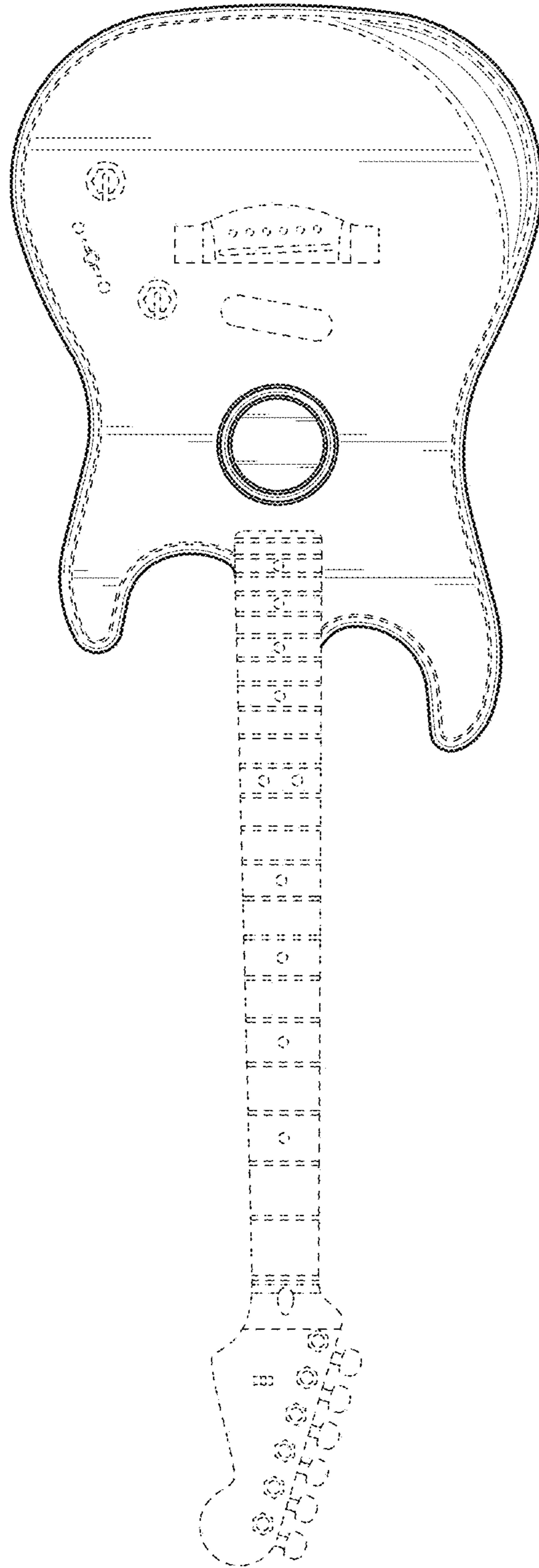


Fig. 8

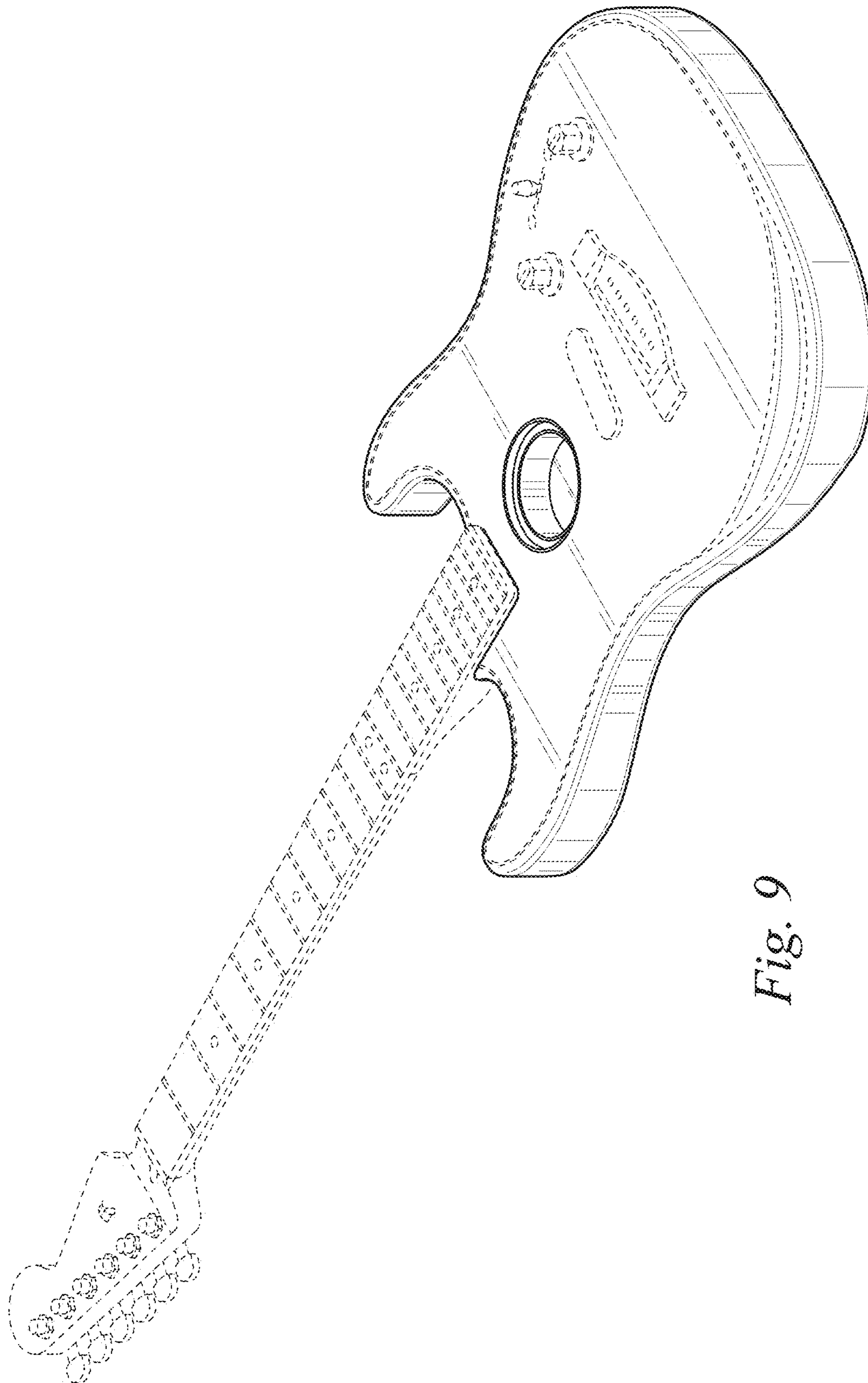


Fig. 9