



US00D987696S

(12) **United States Design Patent**
Epstein

(10) **Patent No.:** **US D987,696 S**

(45) **Date of Patent:** **** May 30, 2023**

- (54) **DRILL BIT**
- (71) Applicant: **Epstein Industrial Supply, Inc.**,
Canoga Park, CA (US)
- (72) Inventor: **Jon Epstein**, Canoga Park, CA (US)
- (73) Assignee: **Epstein Industrial Supply, Inc.**,
Canoga Park, CA (US)
- (**) Term: **15 Years**
- (21) Appl. No.: **29/811,478**
- (22) Filed: **Oct. 14, 2021**
- (51) **LOC (14) Cl.** **15-09**
- (52) **U.S. Cl.**
USPC **D15/139**
- (58) **Field of Classification Search**
USPC D8/20, 70, 86; D15/21, 132, 138, 139,
D15/140
CPC ... B23B 35/00; B23B 51/0081; B23B 51/009;
B23B 51/02; B27G 15/00; Y10T 408/902;
Y10T 408/9097; Y10T 408/90467
See application file for complete search history.

D600,809 S *	9/2009	Petersen	D24/146
D656,611 S *	3/2012	Garcia	D15/139
D687,871 S *	8/2013	Liao	D15/139
RE46,103 E *	8/2016	Novak	B23B 51/0473
D859,483 S *	9/2019	Zimmermann	D15/139
10,532,412 B2 *	1/2020	Ward	B23B 51/0426
11,007,582 B2 *	5/2021	Lee	B23B 49/005
D937,913 S *	12/2021	Wang	D15/139
11,285,632 B2 *	3/2022	Zimmermann	B27G 15/00
D958,856 S *	7/2022	Kim	D15/139
2002/0009342 A1 *	1/2002	Vasudeva	B23B 31/005 408/226
2003/0053874 A1 *	3/2003	Moore	B23B 51/02 408/230
2005/0186043 A1 *	8/2005	Fuller	B23B 51/12 408/239 R
2007/0278016 A1 *	12/2007	Koch	E21B 10/445 175/420.1
2010/0054884 A1 *	3/2010	Masuda	B23B 51/02 408/230
2014/0219737 A1 *	8/2014	Takai	B23B 51/06 408/229

(Continued)

Primary Examiner — Patricia A Palasik
(74) *Attorney, Agent, or Firm* — Gerald E. Hespos;
Michael J. Porco

(57) **CLAIM**

The ornamental design for a drill bit, as shown and described.

DESCRIPTION

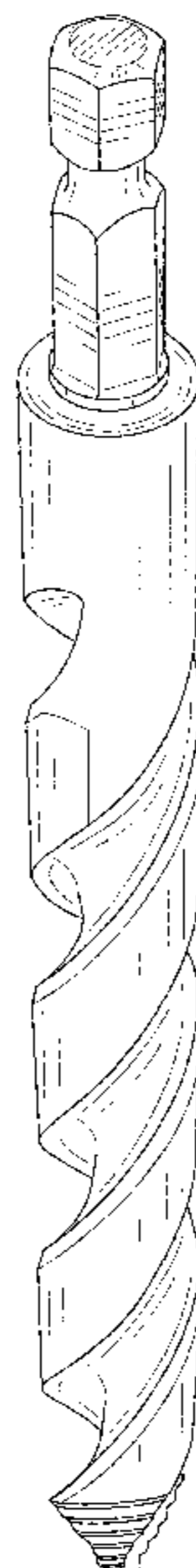
FIG. 1 is a perspective view of a drill bit in accordance with my design;
FIG. 2 is a front elevational view of the drill bit of FIG. 1;
FIG. 3 is a rear elevational view thereof;
FIG. 4 is a left side elevational view thereof;
FIG. 5 is a right side elevational view thereof;
FIG. 6 is a top plan view thereof; and,
FIG. 7 is a bottom plan view thereof.

1 Claim, 4 Drawing Sheets

(56) **References Cited**

U.S. PATENT DOCUMENTS

D257,511 S *	11/1980	Zahn	D15/139
4,629,375 A *	12/1986	Lieser	B25B 23/0035 408/239 R
5,466,100 A *	11/1995	Ahluwalia	B23B 51/009 408/226
D419,575 S *	1/2000	Kouvelis	D15/139
RE37,149 E *	5/2001	Hartlohner	B23B 27/141 D15/139
6,588,994 B2 *	7/2003	Wienhold	B23B 31/005 81/177.1
D525,272 S *	7/2006	Duscha	D15/139
D559,874 S *	1/2008	Kobayashi	D15/139



(56)

References Cited

U.S. PATENT DOCUMENTS

2016/0052069 A1* 2/2016 Kauper B23B 51/02
408/144

* cited by examiner

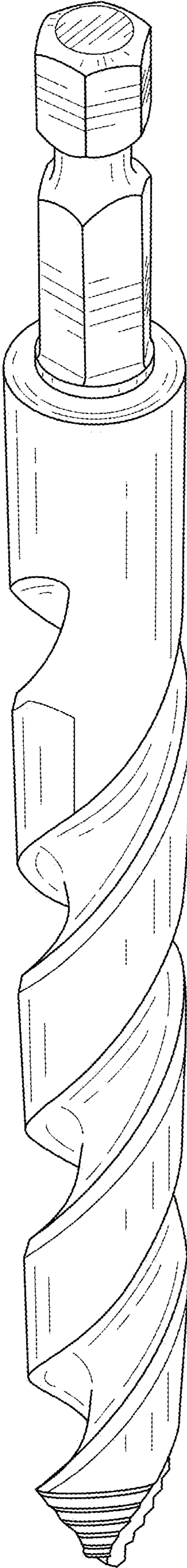


FIG. 1

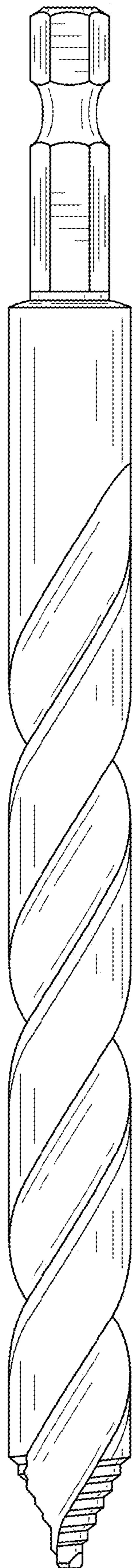


FIG. 2

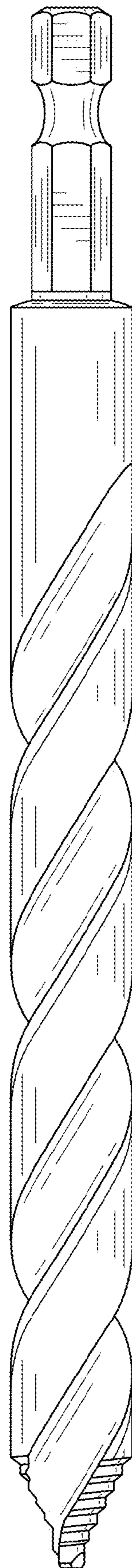


FIG. 3

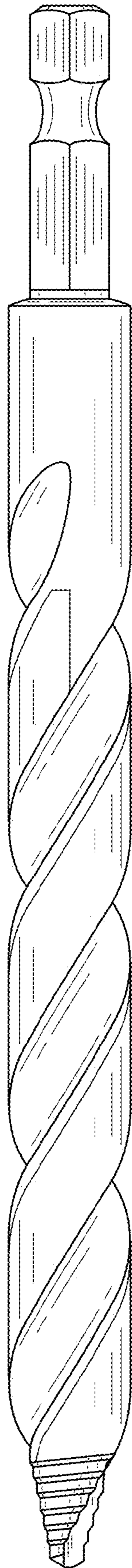


FIG. 4




FIG. 5

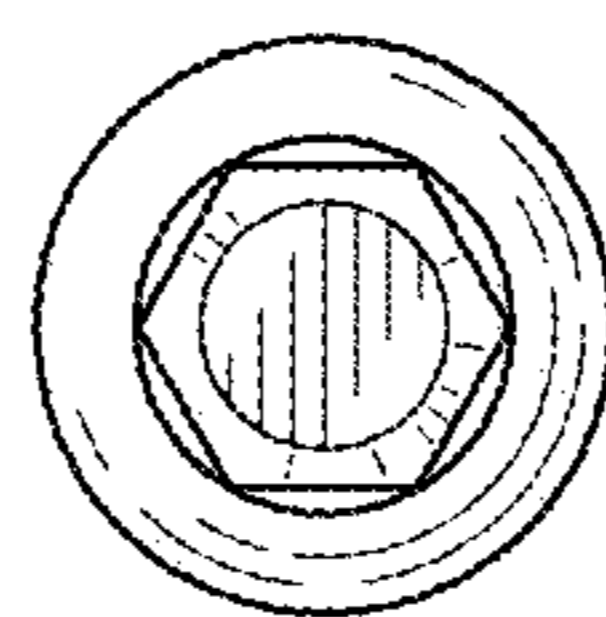


FIG. 6

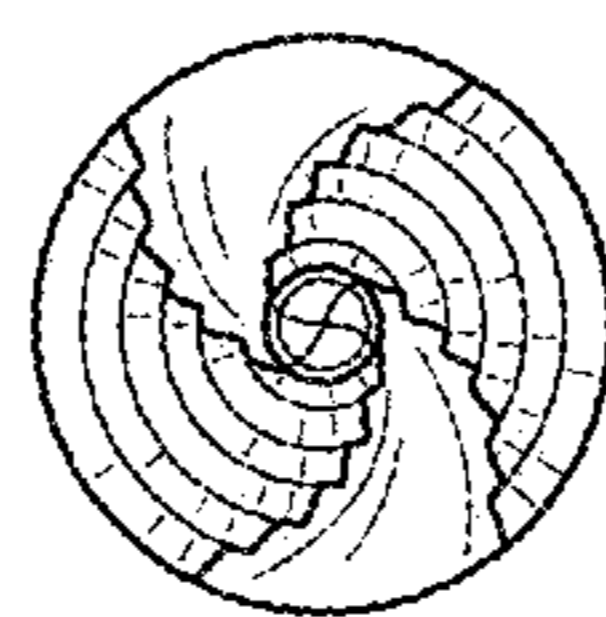


FIG. 7