



US00D987687S

(12) **United States Design Patent** (10) **Patent No.:** **US D987,687 S**
Hinobayashi et al. (45) **Date of Patent:** **** May 30, 2023**

(54) **FUEL RAIL**
(71) Applicant: **USUI CO., LTD.**, Shizuoka (JP)
(72) Inventors: **Kazuma Hinobayashi**, Shizuoka (JP);
Kazuhiro Serizawa, Shizuoka (JP)
(73) Assignee: **USUI CO., LTD.**, Shizuoka (JP)
(**) Term: **15 Years**
(21) Appl. No.: **29/772,826**
(22) Filed: **Mar. 4, 2021**

7,143,749 B1 * 12/2006 Colletti F02M 69/465
123/469
11,203,793 B2 * 12/2021 Masuda C21D 1/28
2005/0039725 A1 * 2/2005 Treusch F02M 69/465
123/456
2009/0084358 A1 * 4/2009 Zdroik F02M 69/465
123/470
2010/0055490 A1 * 3/2010 Sugihashi C21D 7/00
428/596
2012/0031996 A1 * 2/2012 Harvey F02M 55/005
239/289
2012/0031997 A1 * 2/2012 Harvey F02M 55/005
239/289
2017/0342950 A1 * 11/2017 Carey F02M 55/025
2021/0310453 A1 * 10/2021 Pasquali F02M 61/168

* cited by examiner

(30) **Foreign Application Priority Data**
Sep. 4, 2020 (JP) 2020-018865 D
(51) **LOC (14) Cl.** **15-01**
(52) **U.S. Cl.**
USPC **D15/5**
(58) **Field of Classification Search**
USPC D15/4, 5, 6, 7
CPC F02M 55/02; F02M 69/465; F02M
2200/852; F02M 55/00
See application file for complete search history.

Primary Examiner — Ania Aman
(74) *Attorney, Agent, or Firm* — Eversheds Sutherland
(US) LLP

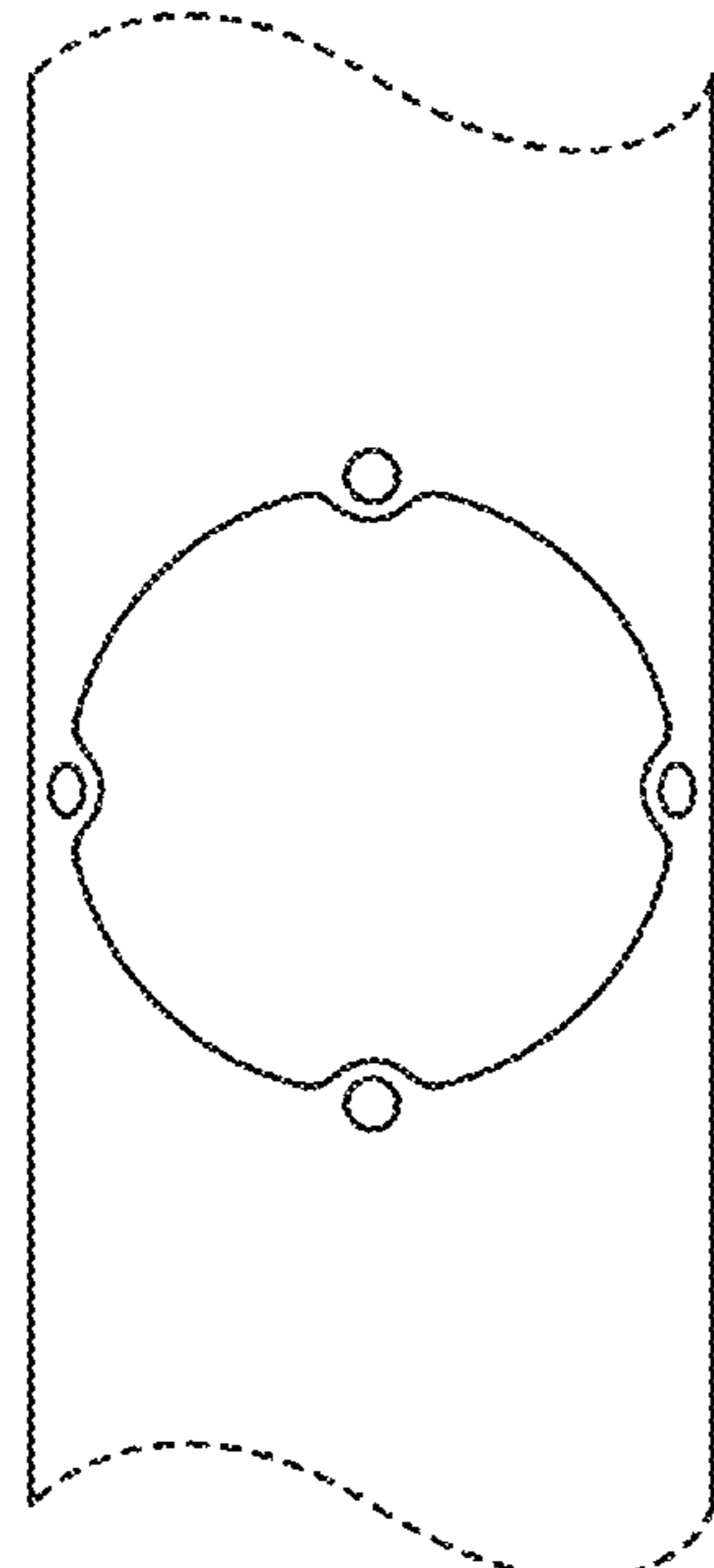
(57) **CLAIM**
The ornamental design for an fuel rail, as shown and described.

DESCRIPTION

FIG. 1 is a front view of an fuel rail section showing our new design;
FIG. 2 is a rear view thereof;
FIG. 3 is a right side view thereof;
FIG. 4 is a left side view thereof;
FIG. 5 is a top side view thereof;
FIG. 6 is a front view thereof with section lines;
FIG. 7 is a cross-sectional view along line 7-7 of FIG. 6; and,
FIG. 8 is a cross-sectional view along line 8-8 of FIG. 6.
In the drawings, the broken lines depict unclaimed subject matter only and form no part of the claimed design.

(56) **References Cited**
U.S. PATENT DOCUMENTS
4,481,930 A * 11/1984 Chadwick F16L 55/179
123/495
4,630,587 A * 12/1986 Hofer F02M 59/365
123/502
5,022,372 A * 6/1991 Imura F02M 69/465
123/456
5,567,134 A * 10/1996 Inoue F02M 39/02
417/490
6,213,243 B1 * 4/2001 Studebaker F02M 37/0088
285/133.11

1 Claim, 4 Drawing Sheets



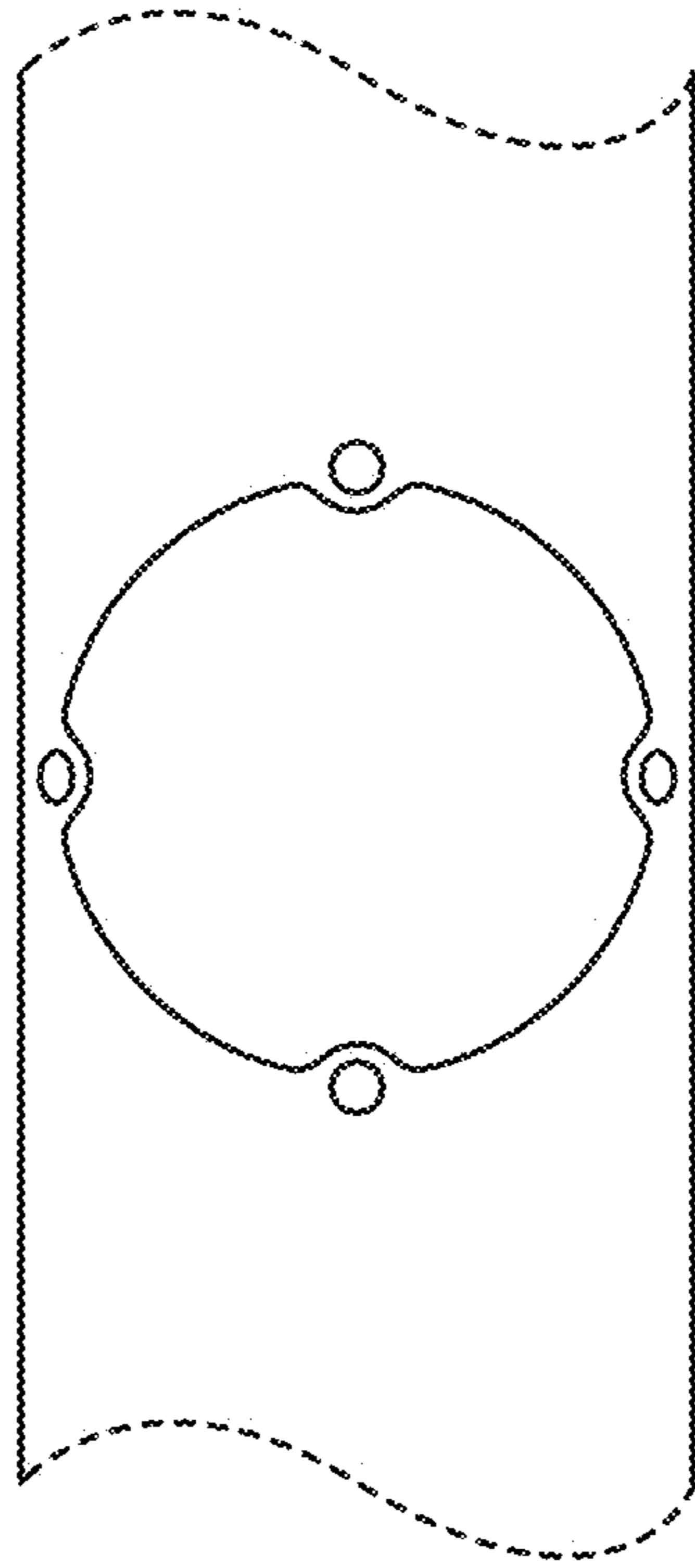


Fig. 1




Fig. 2

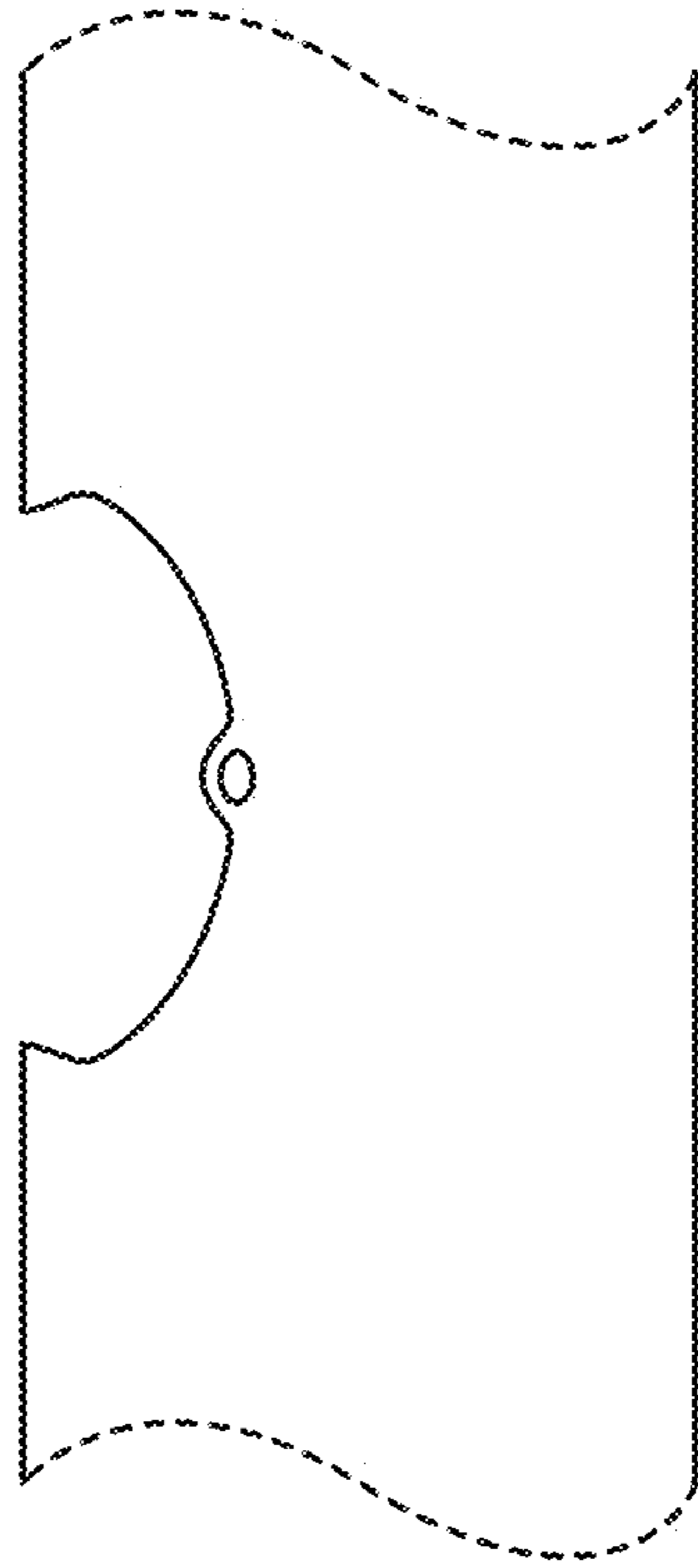


Fig. 3

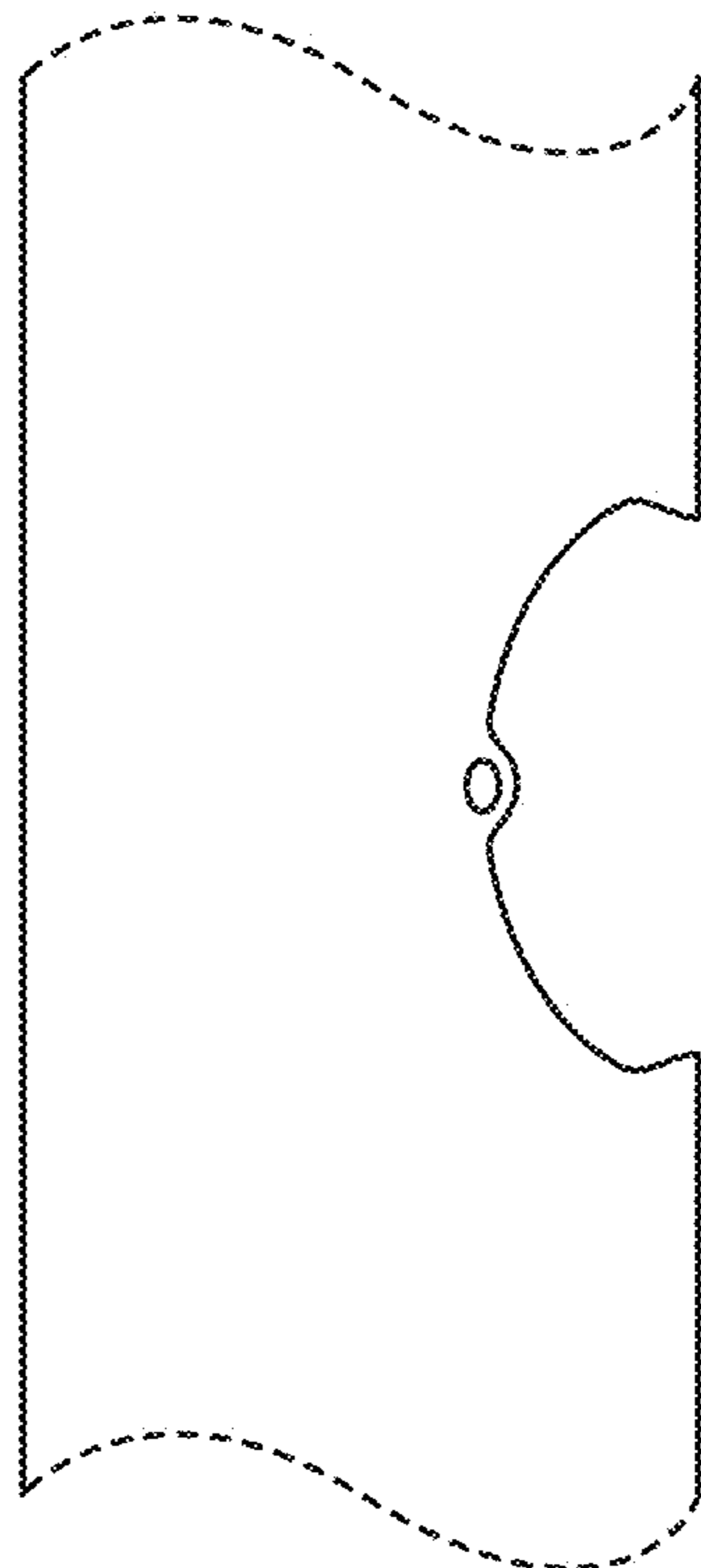


Fig. 4




Fig. 5

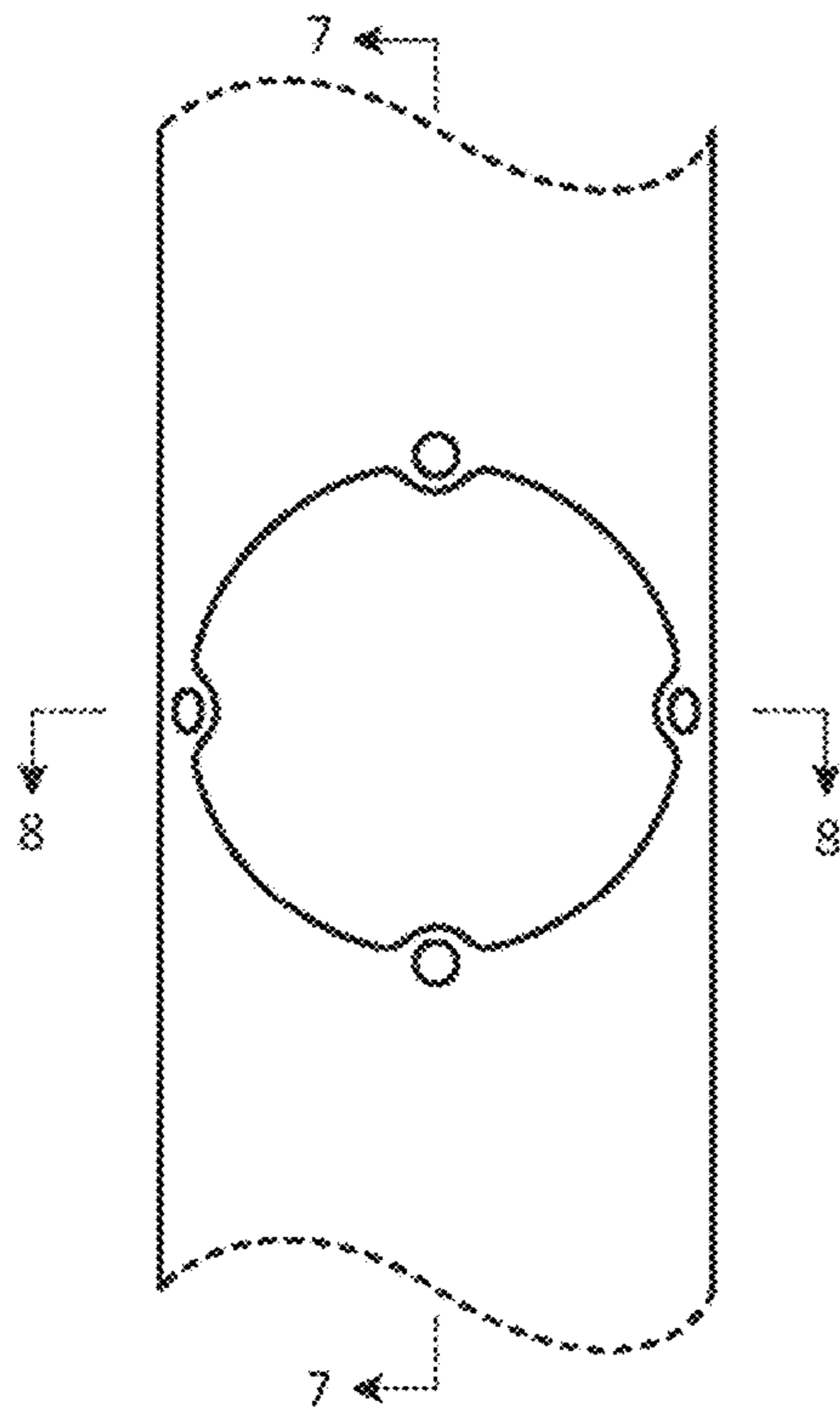


Fig. 6

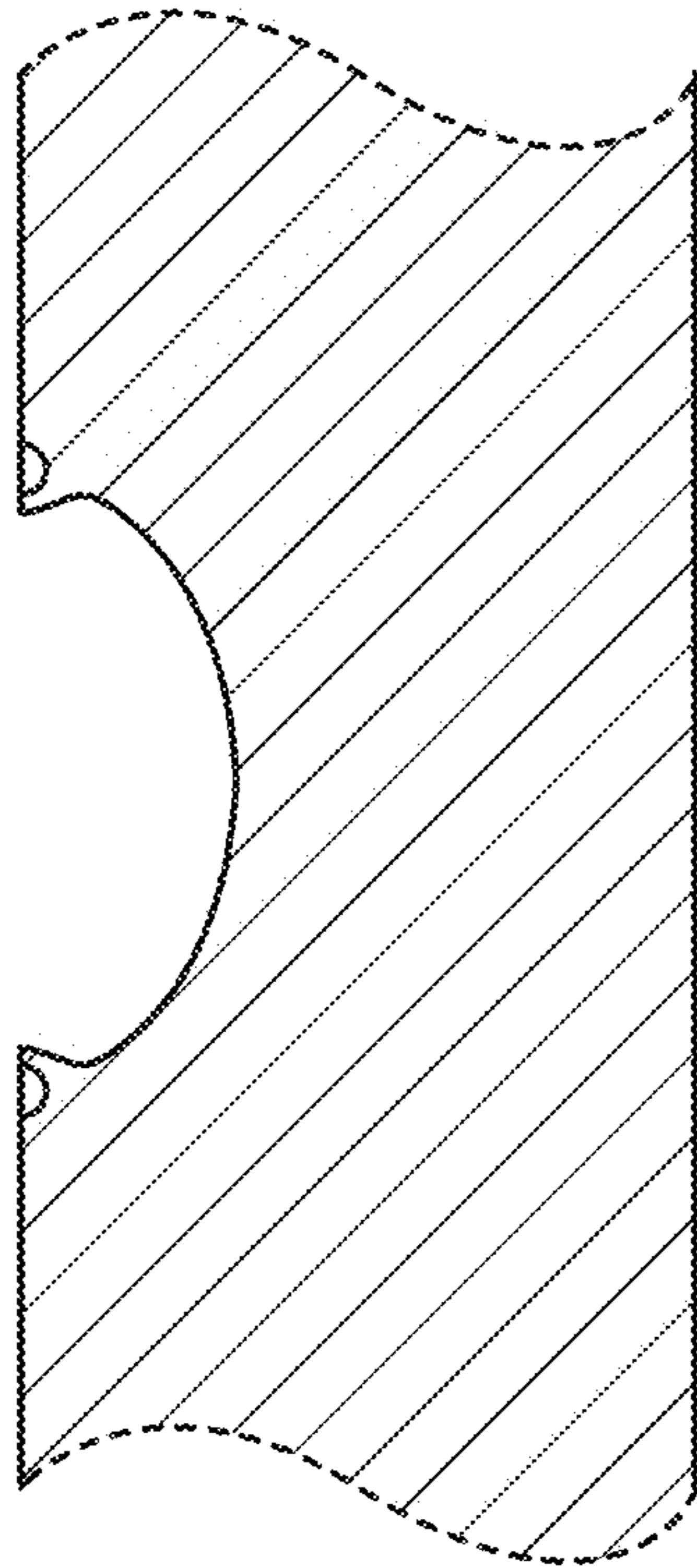


Fig. 7

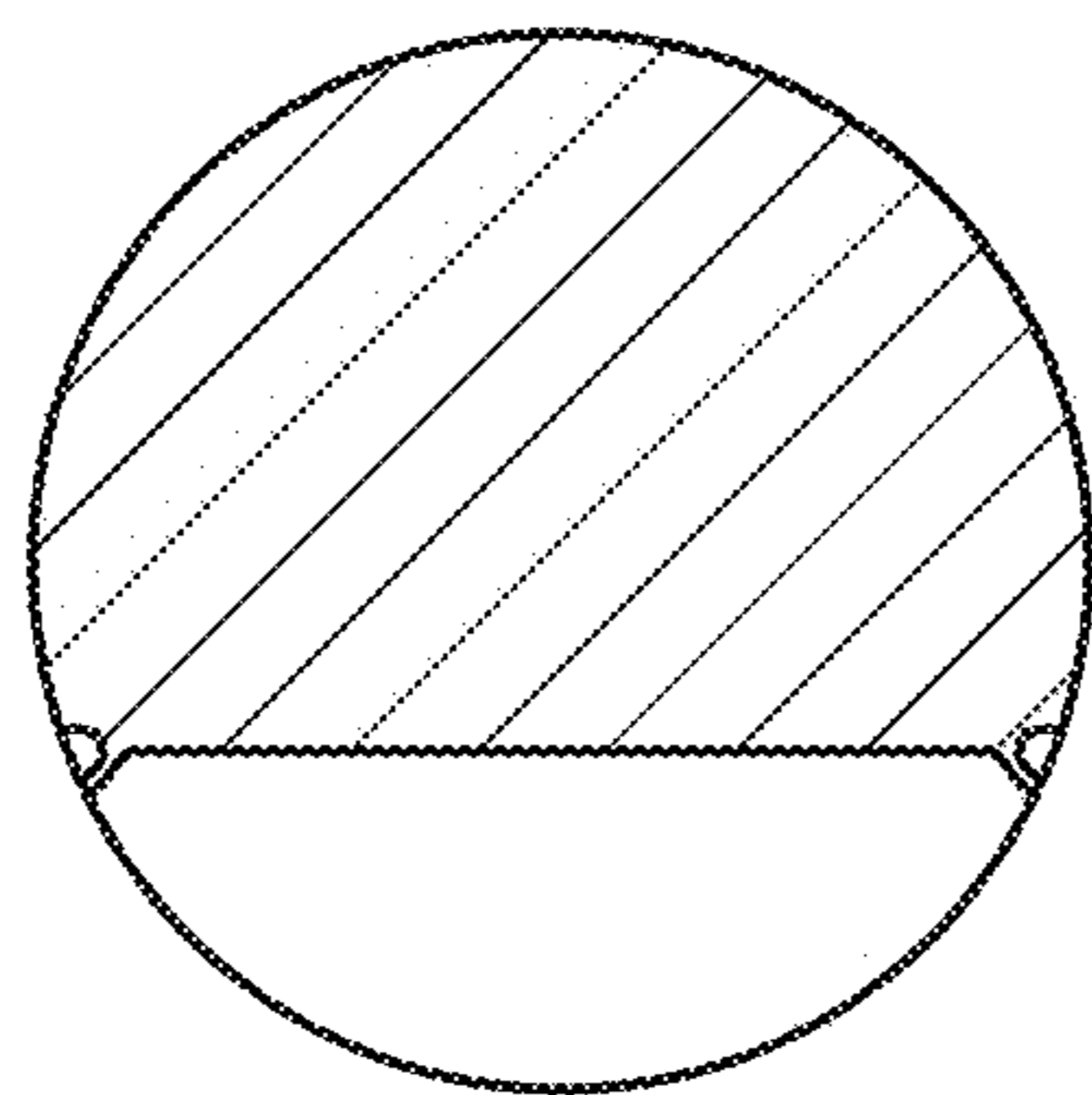


Fig. 8