



US00D987665S

(12) **United States Design Patent**
Penacho et al.

(10) **Patent No.:** **US D987,665 S**
(45) **Date of Patent:** **** May 30, 2023**

(54) **DISPLAY SCREEN OR PORTION THEREOF WITH TRANSITIONAL GRAPHICAL USER INTERFACE**

(71) Applicant: **Aristocrat Technologies, Inc.**, Las Vegas, NV (US)

(72) Inventors: **Gary Penacho**, Henderson, NV (US);
Allon Englman, Las Vegas, NV (US);
Patrick Finch, Las Vegas, NV (US)

(73) Assignee: **ARISTOCRAT TECHNOLOGIES, INC.**, Las Vegas, NV (US)

(**) Term: **15 Years**

(21) Appl. No.: **29/809,948**

(22) Filed: **Sep. 30, 2021**

(51) **LOC (14) Cl.** **14-04**

(52) **U.S. Cl.**
USPC **D14/485**

(58) **Field of Classification Search**

USPC D14/485-495
CPC G06F 3/048; G06F 3/0481; G06F 3/04812;
G06F 3/04815; G06F 3/04817; G06F 3/0482;
G06F 3/0483; G06F 3/0484; G06F 3/04842;
G06F 3/04845; G06F 3/04847; G06F 3/0485; G06F 3/04855;
G06F 3/0486;

(Continued)

(56) **References Cited**

U.S. PATENT DOCUMENTS

D535,303 S * 1/2007 Armstrong D14/489
D539,810 S * 4/2007 Cummins D14/489
D620,019 S * 7/2010 Maitlen D14/485

(Continued)

Primary Examiner — Daniel J Domino

(74) *Attorney, Agent, or Firm* — McAndrews Held & Malloy, Ltd.

(57) **CLAIM**

The ornamental design for a display screen or portion thereof with transitional graphical user interface, as shown and described.

DESCRIPTION

FIG. 1 is a front view of the first image in a sequence of a display screen or portion thereof with transitional graphical user interface showing our new design according to a first embodiment;

FIG. 2 is the second image thereof;

FIG. 3 is the third image thereof;

FIG. 4 is a front view of the first image in a sequence of a display screen or portion thereof with transitional graphical user interface showing our new design according to a second embodiment;

FIG. 5 is the second image thereof;

FIG. 6 is the third image thereof;

FIG. 7 is a front view of the first image in a sequence of a display screen or portion thereof with transitional graphical user interface showing our new design according to a third embodiment;

FIG. 8 is the second image thereof;

FIG. 9 is the third image thereof;

FIG. 10 is a front view of the first image in a sequence of a display screen or portion thereof with transitional graphical user interface showing our new design according to a fourth embodiment;

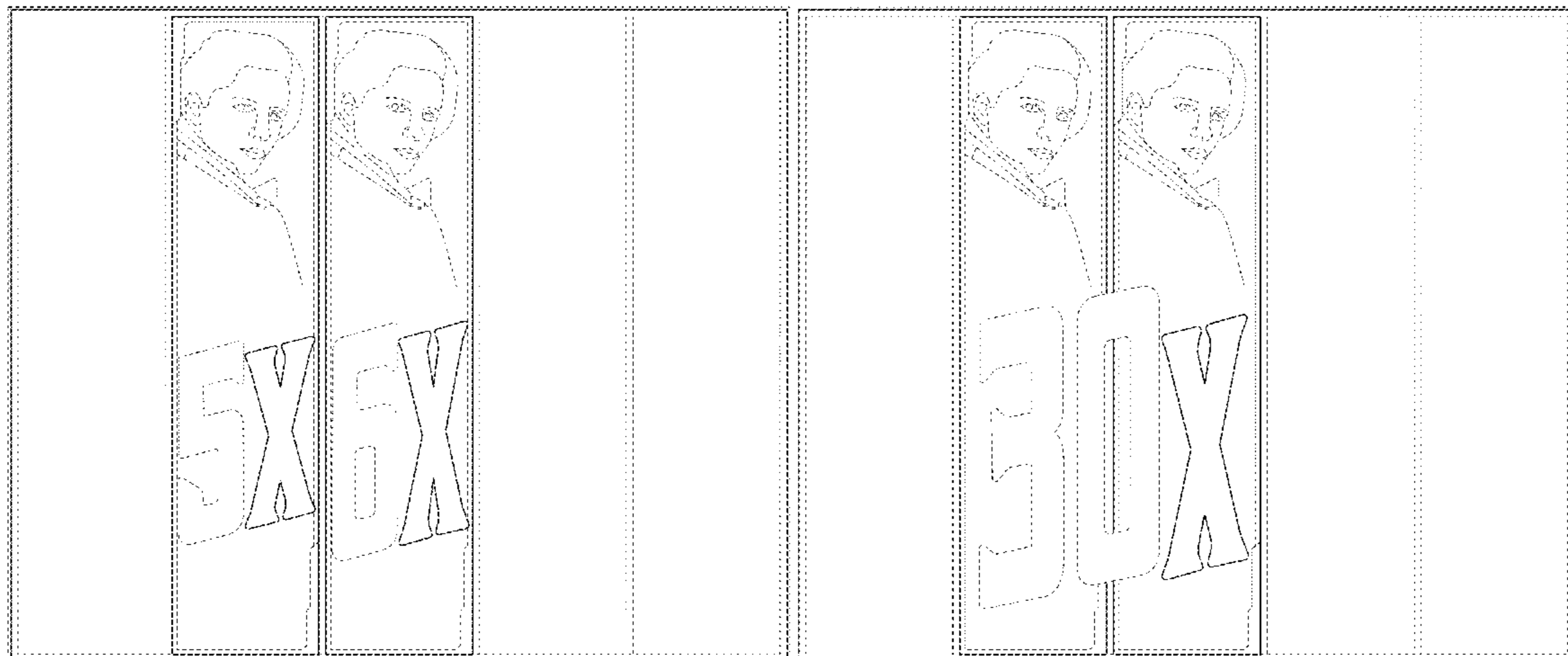
FIG. 11 is the second image thereof; and,

FIG. 12 is the third image thereof.

The dashed broken line perimeter in the figures illustrates a display screen or portion thereof and forms no part of the claimed design. The remaining dashed broken lines in the figures illustrate portions of the graphical user interface that form no part of the claimed design.

The appearance of the transitional image sequentially transitions between the images shown in FIGS. 1-3, 4-6, 7-9, and 10-12, respectively. The process or period in which one image transitions to another image forms no part of the claimed design.

1 Claim, 12 Drawing Sheets



(58) **Field of Classification Search**

CPC G06F 3/0487; G06F 3/0488; G06F
3/04883; G06F 3/04886

See application file for complete search history.

(56) **References Cited**

U.S. PATENT DOCUMENTS

D694,254	S	*	11/2013	Brinda	D14/485
D777,209	S	*	1/2017	Penico	D14/492
D817,965	S	*	5/2018	Cipriano	D14/485
D839,305	S	*	1/2019	Hawkins	D14/488
D844,639	S	*	4/2019	Cipriano	D14/485
D849,041	S	*	5/2019	Penacho G07F 17/3267	D14/488
D871,419	S	*	12/2019	Hu	D14/485
D890,790	S	*	7/2020	Marks	D14/488
D898,753	S	*	10/2020	Upton	D14/485
D909,399	S	*	2/2021	La Guardia	D14/485
D916,912	S	*	4/2021	McGlasson	D14/492
D938,446	S	*	12/2021	Hawkins	D14/485
D942,466	S	*	2/2022	Degens	D14/485
D947,226	S	*	3/2022	Chaudhri	D14/486
D949,167	S	*	4/2022	Marks G07F 17/3258	D14/485
D952,646	S	*	5/2022	Ludwick	D14/485
D967,837	S	*	10/2022	Boese	D14/485
11,488,452	B2	*	11/2022	Kendall G07F 17/34	
D973,696	S	*	12/2022	Ludwick	D14/485

* cited by examiner

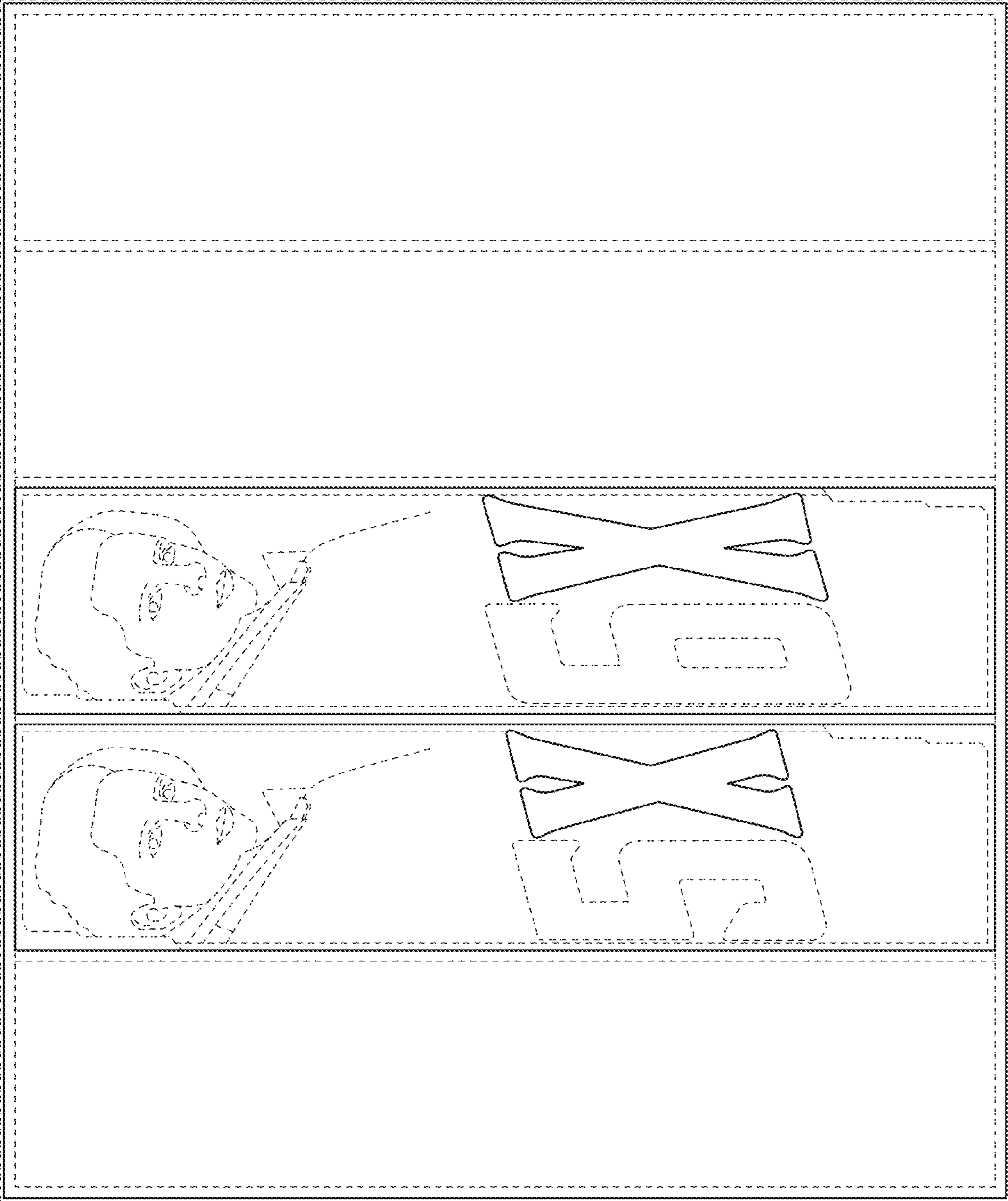



FIG. 1

FIG. 2



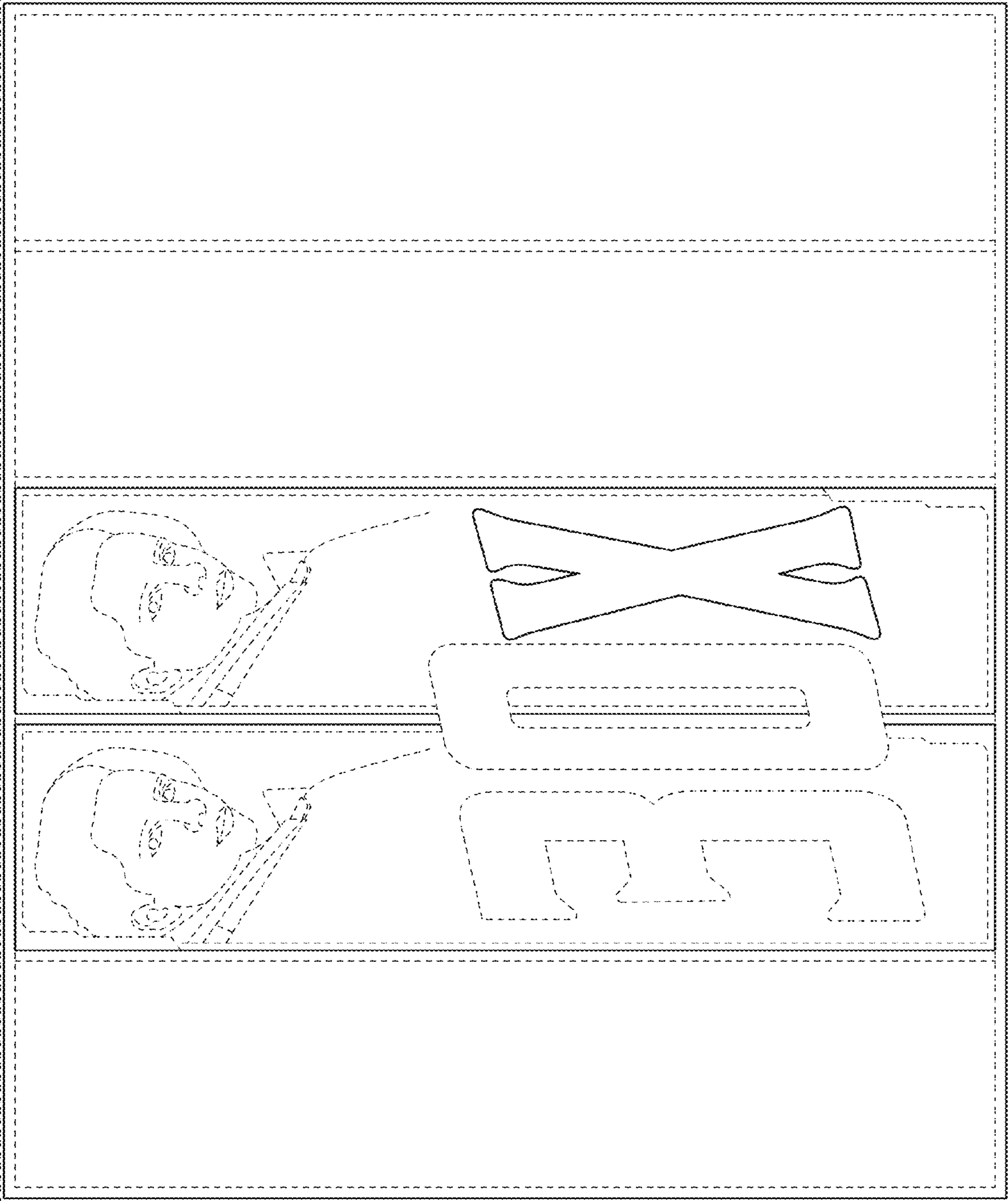


FIG. 3

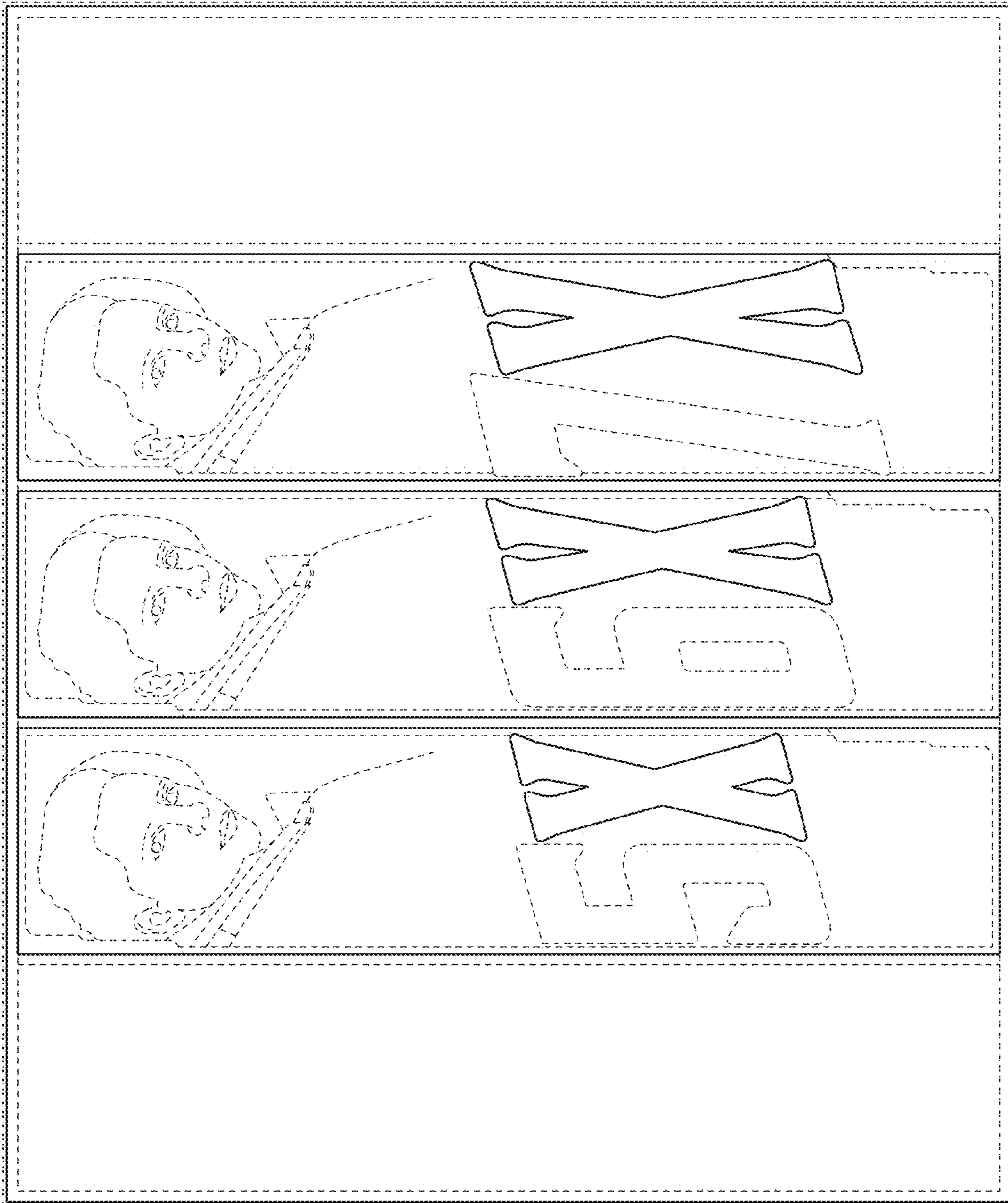



FIG. 4

FIG. 5



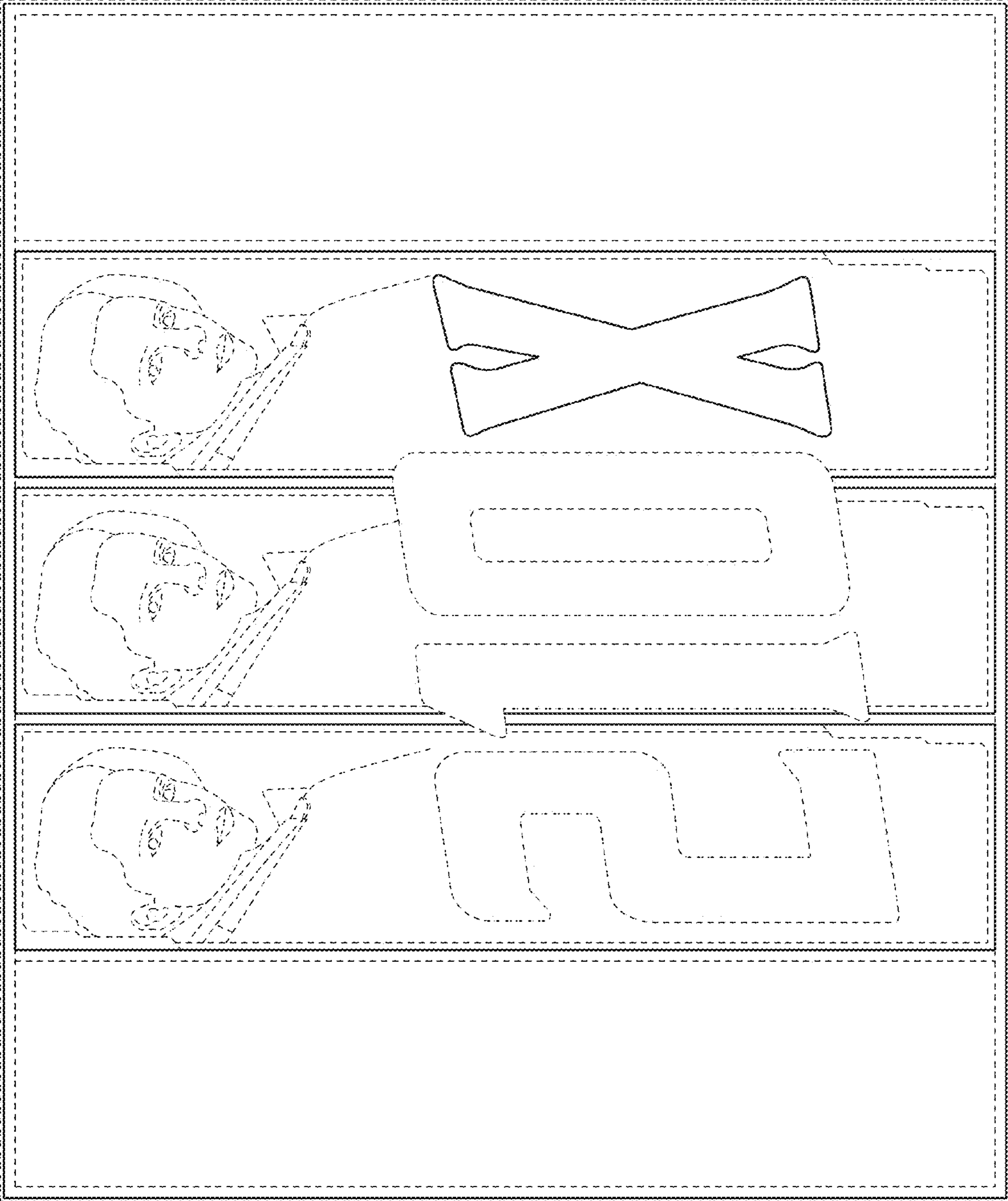


FIG. 6

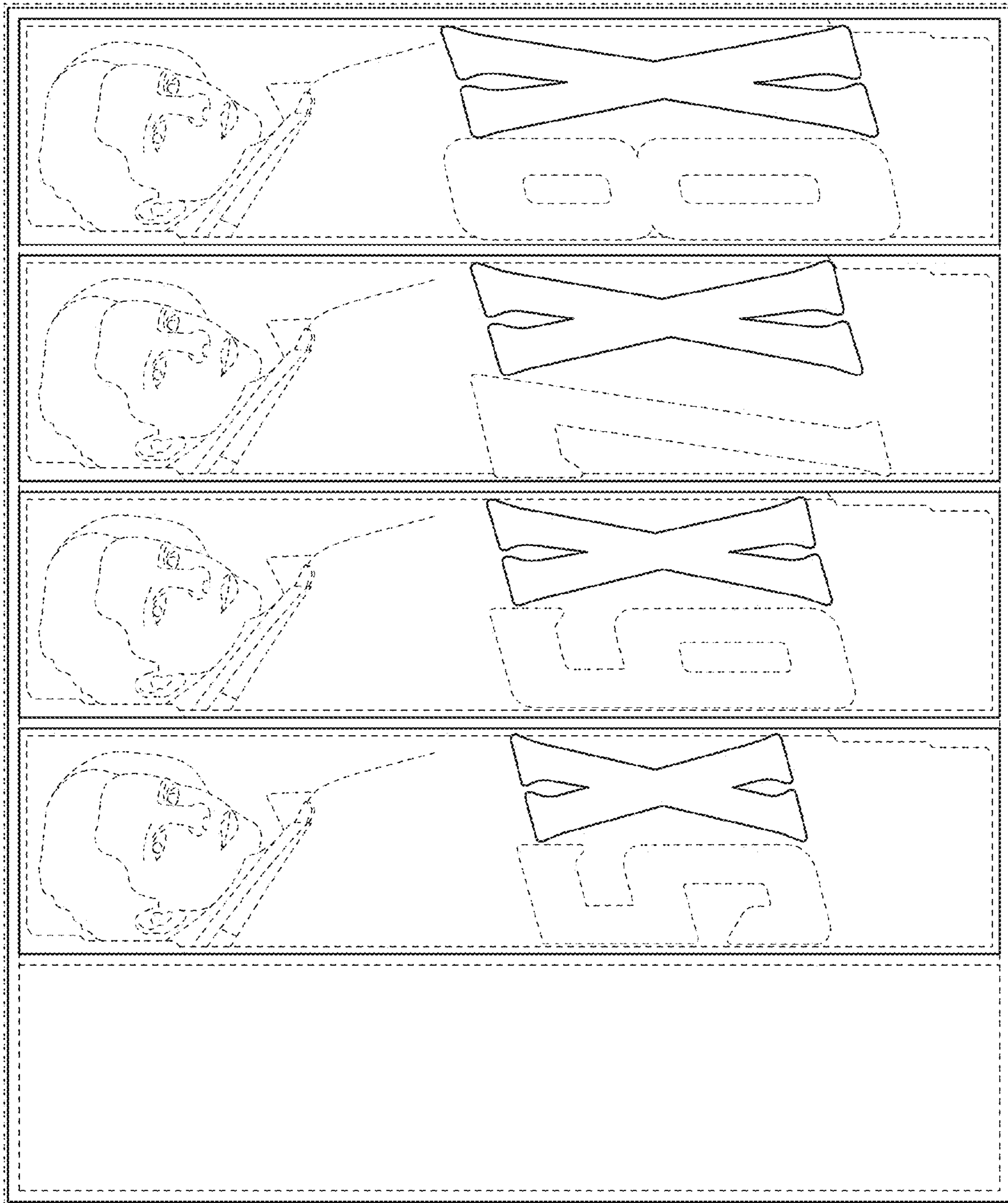


FIG. 7




FIG. 8

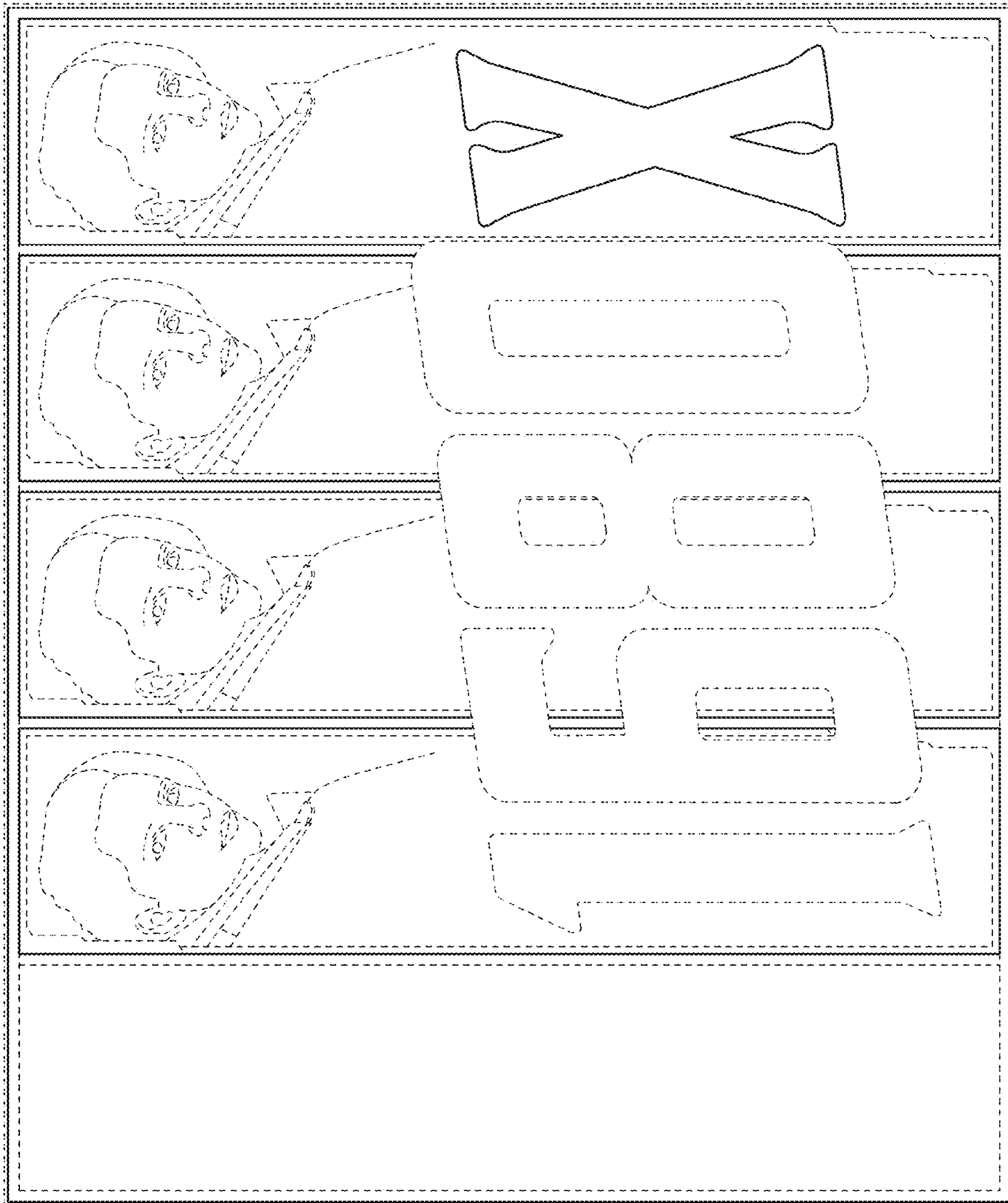


FIG. 9

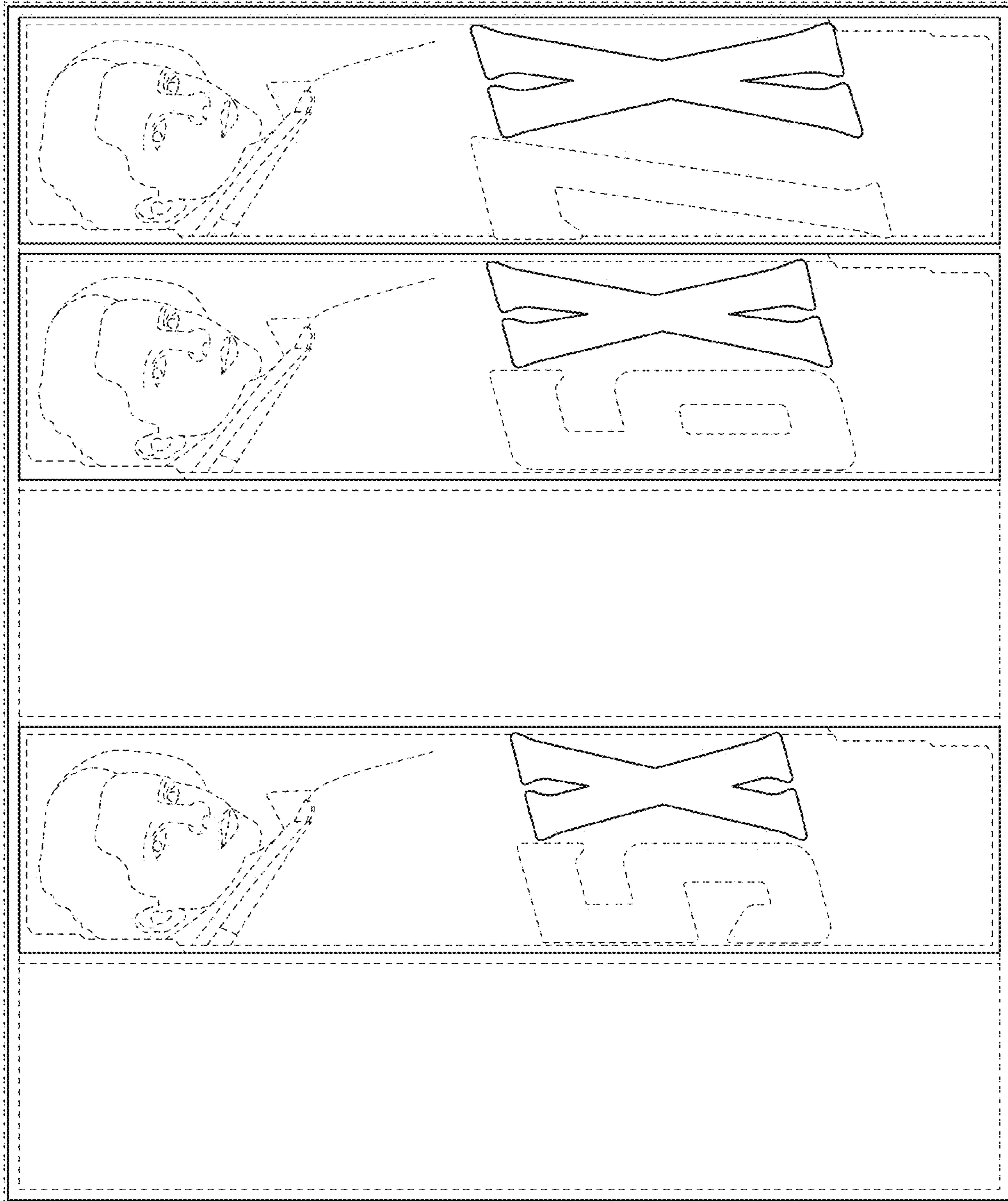


FIG. 10




FIG. 11

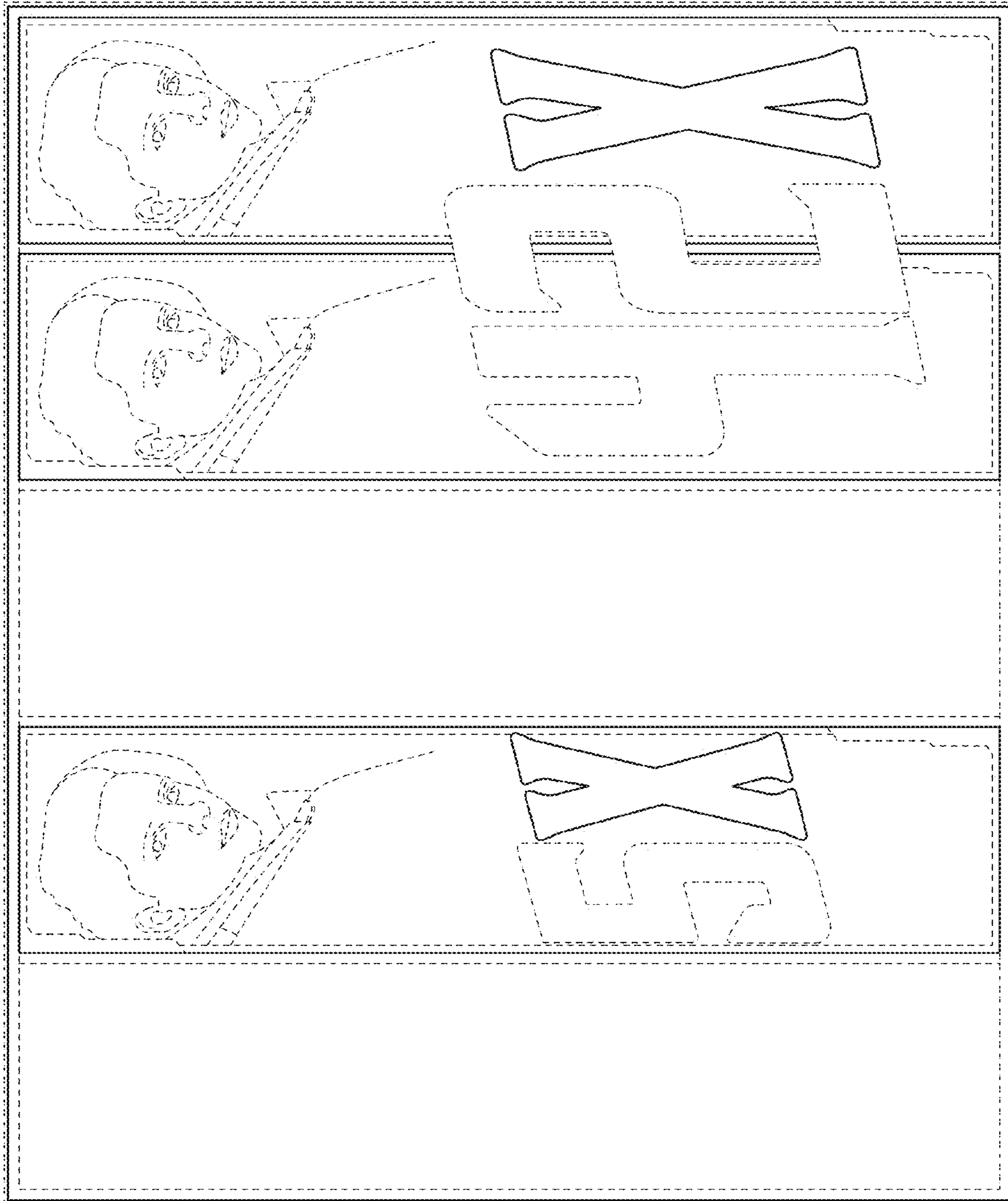


FIG. 12