



US00D987646S

(12) **United States Design Patent**  
**Huang**

(10) **Patent No.:** **US D987,646 S**

(45) **Date of Patent:** **\*\* May 30, 2023**

(54) **LAPTOP SLEEVE**

(71) Applicant: **Weiping Huang**, Lianzhou (CN)

(72) Inventor: **Weiping Huang**, Lianzhou (CN)

(\*\*) Term: **15 Years**

(21) Appl. No.: **29/803,002**

(22) Filed: **Aug. 10, 2021**

(51) **LOC (14) Cl.** ..... **14-02**

(52) **U.S. Cl.**

USPC ..... **D14/440**

(58) **Field of Classification Search**

USPC ..... D14/440, 447, 250; 206/45.23, 320,  
206/45.2; 361/679.55; 294/25; 224/218;  
D3/300

CPC .... G06F 1/1628; G06F 1/1626; A47B 23/044

See application file for complete search history.

(56) **References Cited**

**U.S. PATENT DOCUMENTS**

D591,508 S *	5/2009	Lown	D3/289
D594,659 S *	6/2009	Lown	D3/299
D601,799 S *	10/2009	Andre	D3/303
D624,318 S *	9/2010	Williams	D3/299
D643,626 S *	8/2011	Swartz	D3/299
D666,815 S *	9/2012	Janus	D3/289
D670,498 S *	11/2012	Phillips	D3/300
D672,958 S *	12/2012	Denzinger	D3/289
D677,891 S *	3/2013	Janus	D3/289
D683,135 S *	5/2013	Smith	D3/218
D685,579 S *	7/2013	Phillips	D3/303
D690,937 S *	10/2013	Denzinger	D3/303
8,607,975 B2 *	12/2013	Tai	A45C 11/00 206/320
D704,443 S *	5/2014	Curran-Blaney	D3/303
D712,146 S *	9/2014	Curran-Blaney	D3/303
D712,147 S *	9/2014	Curran-Blaney	D3/303
D730,647 S *	6/2015	Thompson	D3/299
D749,319 S *	2/2016	Wright	D3/232

D752,594 S *	3/2016	Matsuoka	D14/440
D754,666 S *	4/2016	Tiffen	D14/440
D761,563 S *	7/2016	Requa	D3/249
D762,060 S *	7/2016	Adio	D3/243
D779,282 S *	2/2017	Patten	D7/602
D799,212 S *	10/2017	Huante	D3/303
D802,303 S *	11/2017	Eure, Jr.	D3/303
D805,299 S *	12/2017	Zhang	D3/283
D827,651 S *	9/2018	Brown	D14/440
D831,658 S *	10/2018	Brown	D14/440
D835,408 S *	12/2018	Justiss	D3/300
D850,792 S *	6/2019	Mather	D3/301
D852,507 S *	7/2019	Fenton	D3/303
D852,800 S *	7/2019	Casilio	D14/440
D853,401 S *	7/2019	Moore	D14/440
D873,811 S *	1/2020	Akana	D3/300
D925,542 S *	7/2021	Kwun	D14/440
D952,329 S *	5/2022	Akana	D3/218

(Continued)

*Primary Examiner* — Cynthia R Underwood

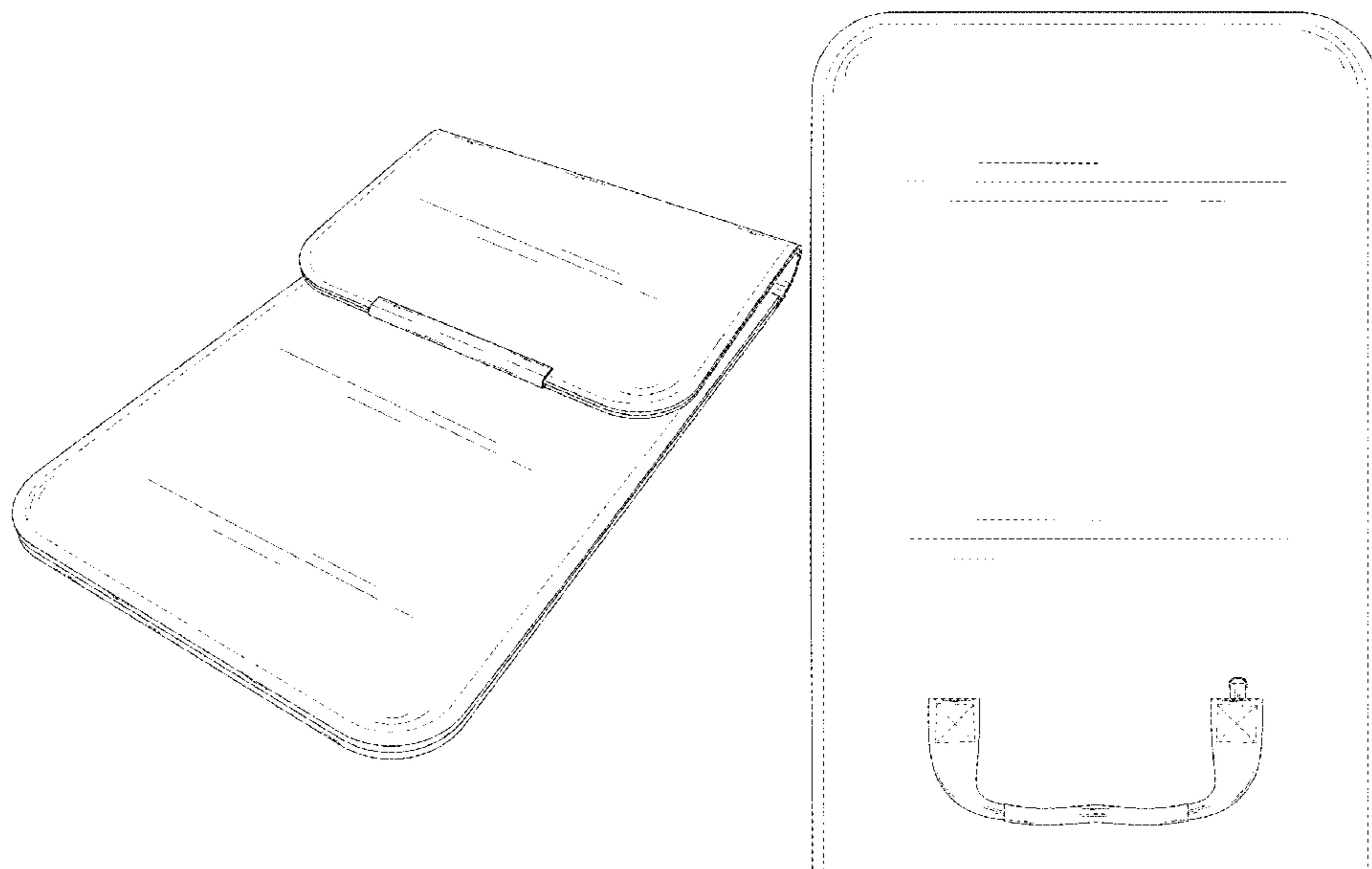
(57) **CLAIM**

The ornamental design for a laptop sleeve, as shown and described.

**DESCRIPTION**

FIG. 1 is a perspective view of a laptop sleeve showing my new design, shown in a closed position;  
 FIG. 2 is a perspective view of the laptop sleeve shown in an open position;  
 FIG. 3 is a front elevational view of the laptop sleeve shown in FIG. 1;  
 FIG. 4 is a rear elevational view thereof;  
 FIG. 5 is a left side elevational view thereof;  
 FIG. 6 is a right side elevational view thereof;  
 FIG. 7 is a top plan view thereof; and,  
 FIG. 8 is a bottom plan view thereof.  
 The broken lines in the drawings depict stitching and form no part of the claimed design.

**1 Claim, 8 Drawing Sheets**



(56)

**References Cited**

U.S. PATENT DOCUMENTS

D954,036 S \* 6/2022 Akana ..... D3/300  
D967,625 S \* 10/2022 Akana ..... D3/247  
2011/0290676 A1\* 12/2011 Kershenstein ..... H04B 1/3888  
206/320

\* cited by examiner

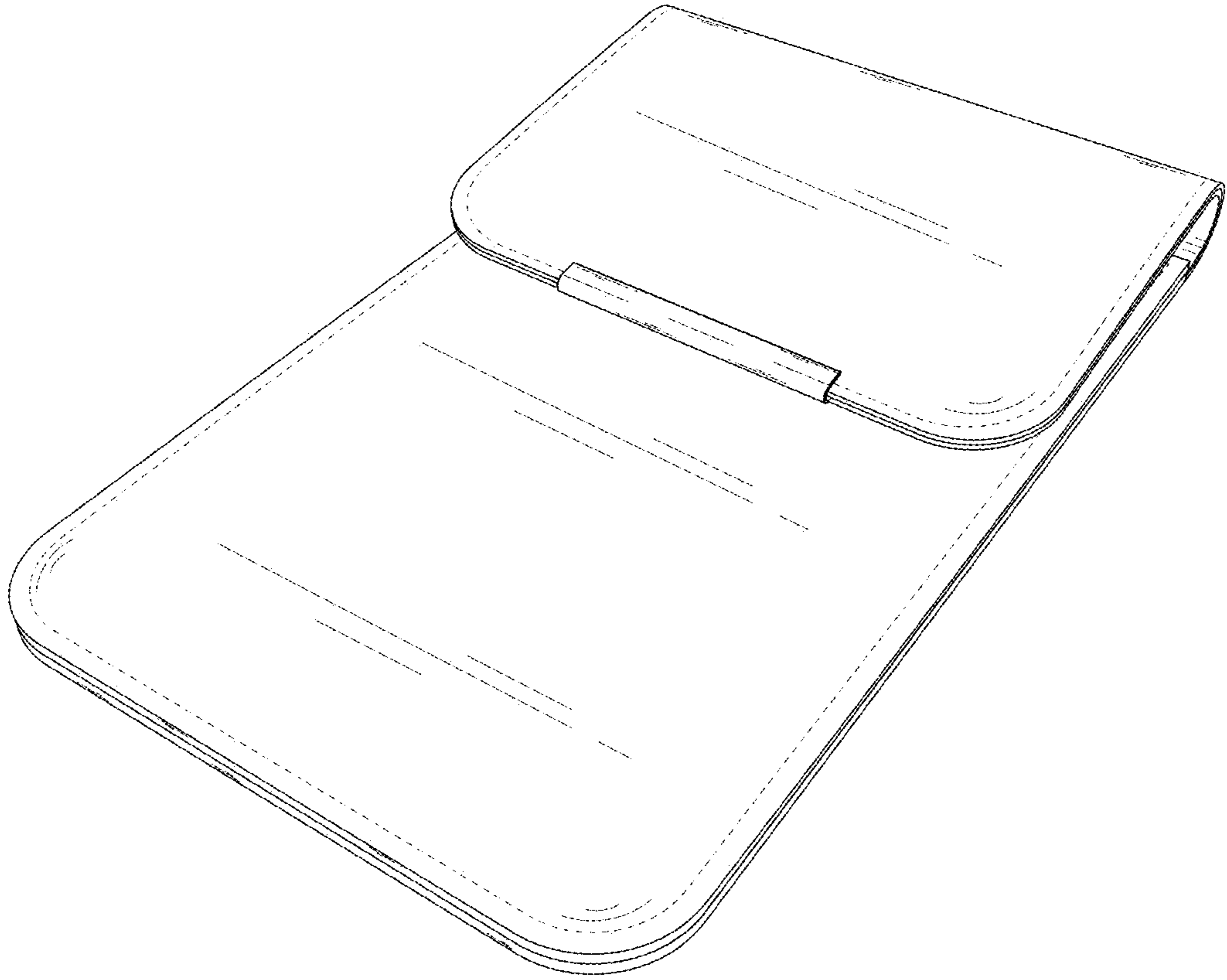


FIG. 1

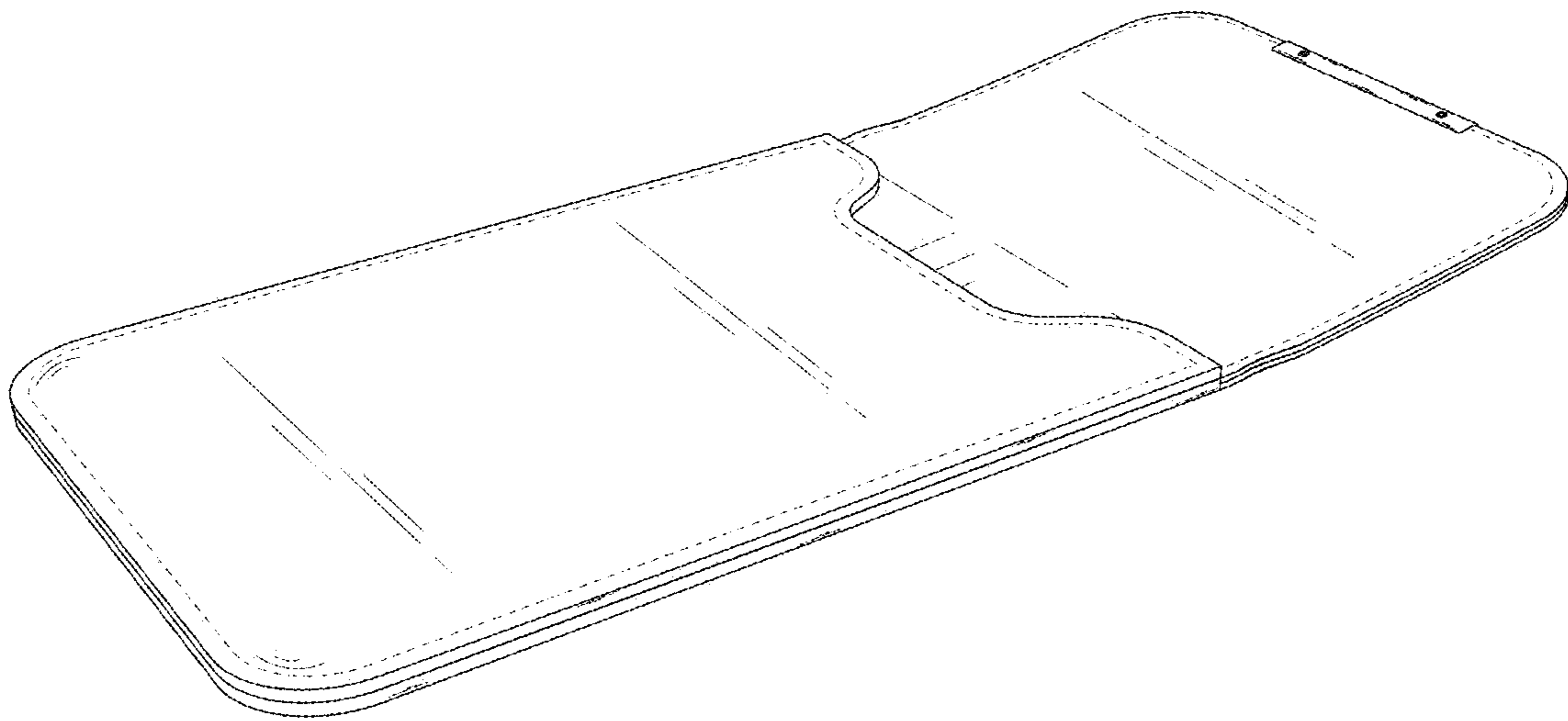


FIG. 2




FIG. 3




FIG. 4

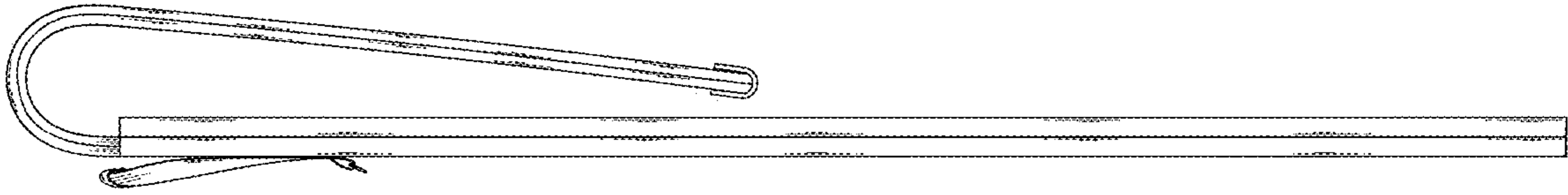


FIG. 5




FIG. 6






FIG. 7




FIG. 8