



US00D987645S

(12) **United States Design Patent**  
**Liao et al.**

(10) **Patent No.:** **US D987,645 S**  
(45) **Date of Patent:** **\*\* May 30, 2023**

(54) **KEYBOARD COVER**

(71) Applicant: **HUAWEI TECHNOLOGIES CO., LTD.**, Guangdong (CN)

(72) Inventors: **Yuan Liao**, Wuhan (CN); **Jiaqi Zhou**, Shanghai (CN)

(73) Assignee: **HUAWEI TECHNOLOGIES CO., LTD.**, Shenzhen (CN)

(\*\*) Term: **15 Years**

(21) Appl. No.: **29/802,824**

(22) Filed: **Aug. 9, 2021**

(30) **Foreign Application Priority Data**

Feb. 10, 2021 (CN) ..... 202130096445.5

(51) **LOC (14) Cl.** ..... **14-02**

(52) **U.S. Cl.**  
USPC ..... **D14/440**

(58) **Field of Classification Search**  
USPC ..... D14/440, 447, 250, 316; 361/679.55;  
206/45.23, 320, 45.2; 294/25;  
455/575.8; D3/289, 301, 283, 265, 243,  
D3/249, 294, 284, 274, 303, 266, 203.1,  
D3/315, 276  
CPC ... G06F 1/1628; G06F 1/1626; A47B 23/044;  
A45C 11/00; A45C 13/02; H04B 1/3888  
See application file for complete search history.

(56) **References Cited**

**U.S. PATENT DOCUMENTS**

D658,187 S \* 4/2012 Diebel ..... G06F 1/1679  
D14/440  
D658,188 S \* 4/2012 Diebel ..... D14/440  
8,245,843 B1 \* 8/2012 Wu ..... H01M 10/465  
206/320  
8,312,991 B2 \* 11/2012 Diebel ..... G06F 1/1628  
206/45.24

(Continued)

**FOREIGN PATENT DOCUMENTS**

JP 1643819 S 10/2019  
JP 1664789 S 7/2020  
JP 1702946 S 12/2021

**OTHER PUBLICATIONS**

Liao, et al., U.S. Appl. No. 29/802,823, filed Aug. 9, 2021, entitled "Keyboard Cover" total 42 pages.

(Continued)

*Primary Examiner* — Cynthia R Underwood

(57) **CLAIM**

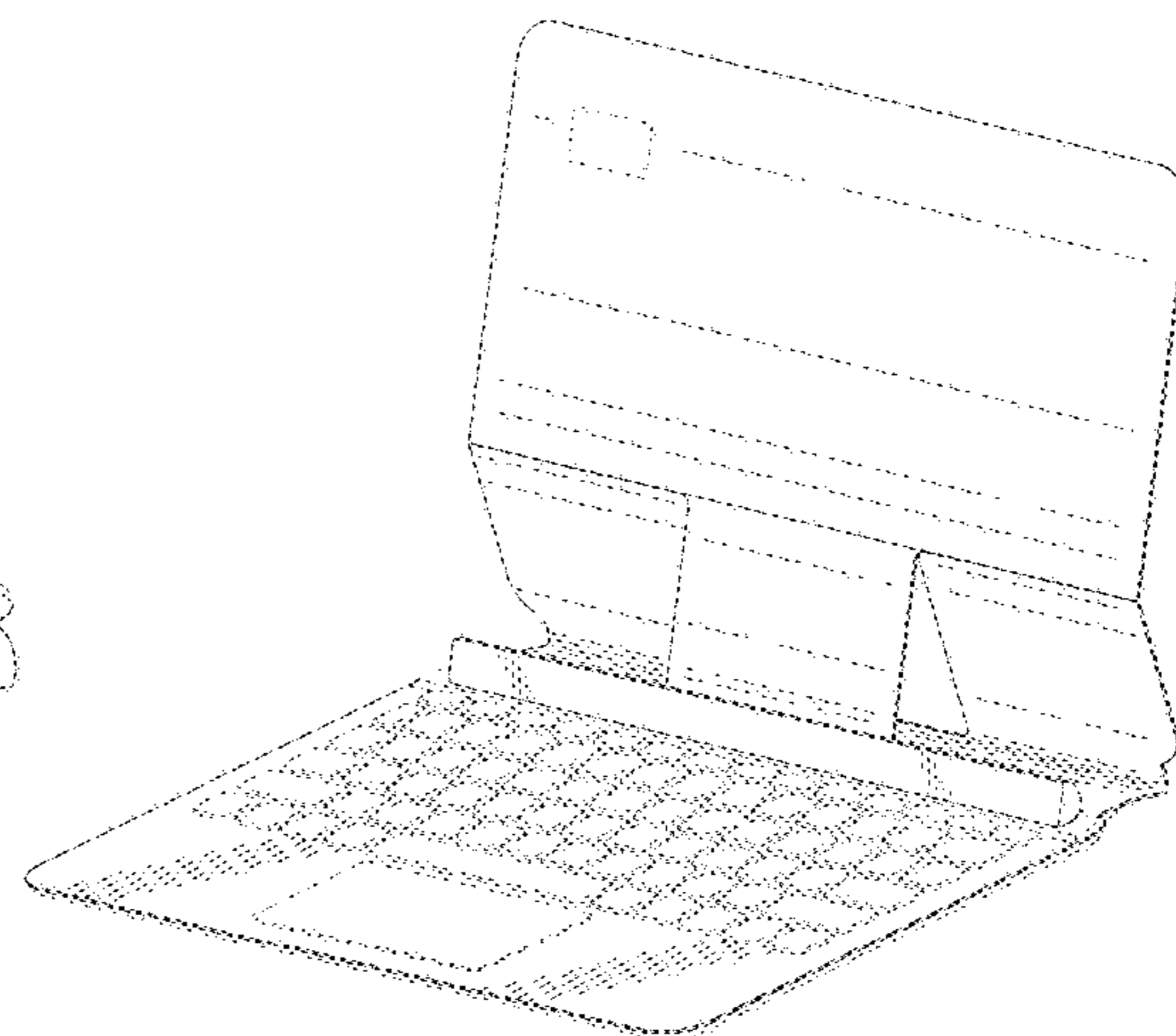
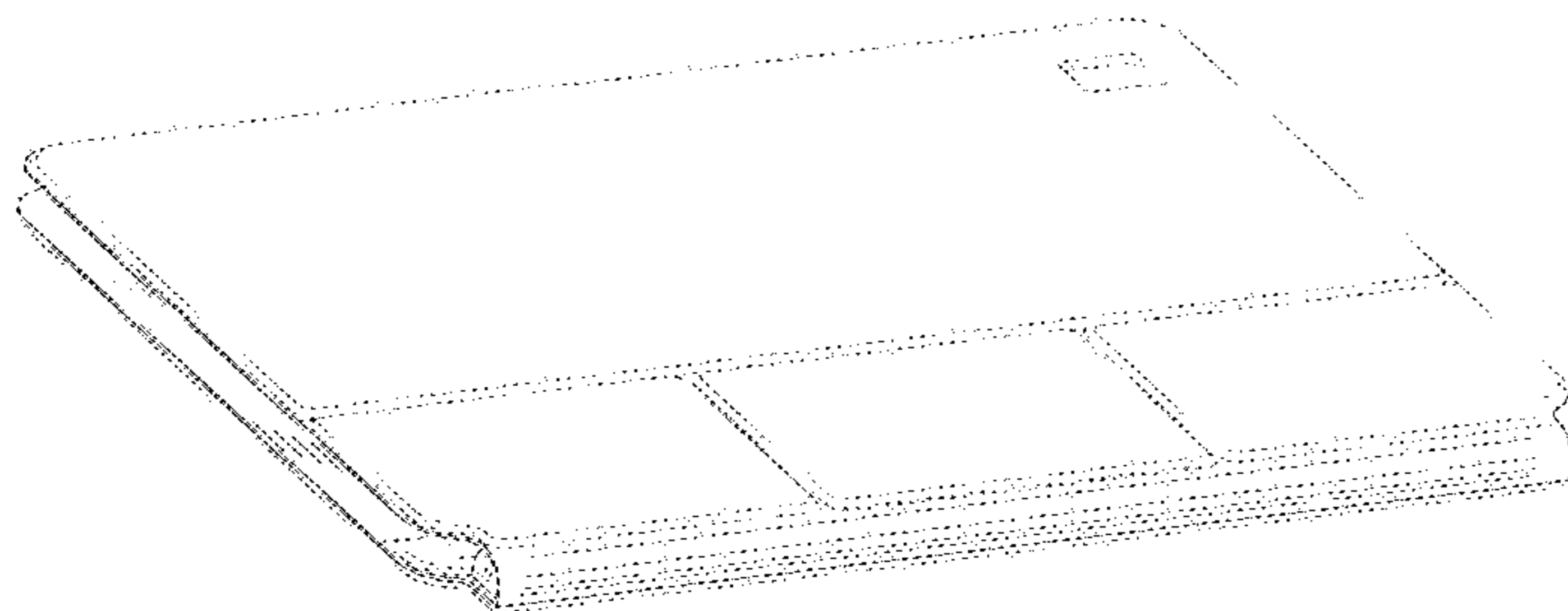
The ornamental design for a keyboard cover, as shown and described.

**DESCRIPTION**


FIG. 1 is a rear perspective view of a keyboard cover showing our new design in a closed position;  
FIG. 2 is a front view thereof;  
FIG. 3 is a back view thereof;  
FIG. 4 is a top view thereof;  
FIG. 5 is a bottom view thereof;  
FIG. 6 is a right view thereof;  
FIG. 7 is a left view thereof;  
FIG. 8 is a front perspective view of the keyboard cover in an open position;  
FIG. 9 is a front view thereof;  
FIG. 10 is a back view thereof;  
FIG. 11 is a top view thereof;  
FIG. 12 is a bottom view thereof;  
FIG. 13 is a right view thereof;  
FIG. 14 is a left view thereof; and,  
FIG. 15 is a front perspective view thereof, shown in an environmental use.

The broken lines in drawings show portions of the keyboard cover that form no part of the claimed design.


**1 Claim, 13 Drawing Sheets**








**FIG. 1**




**FIG. 2**

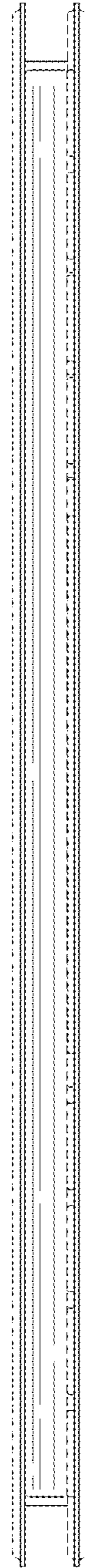





**FIG. 3**




**FIG. 4**



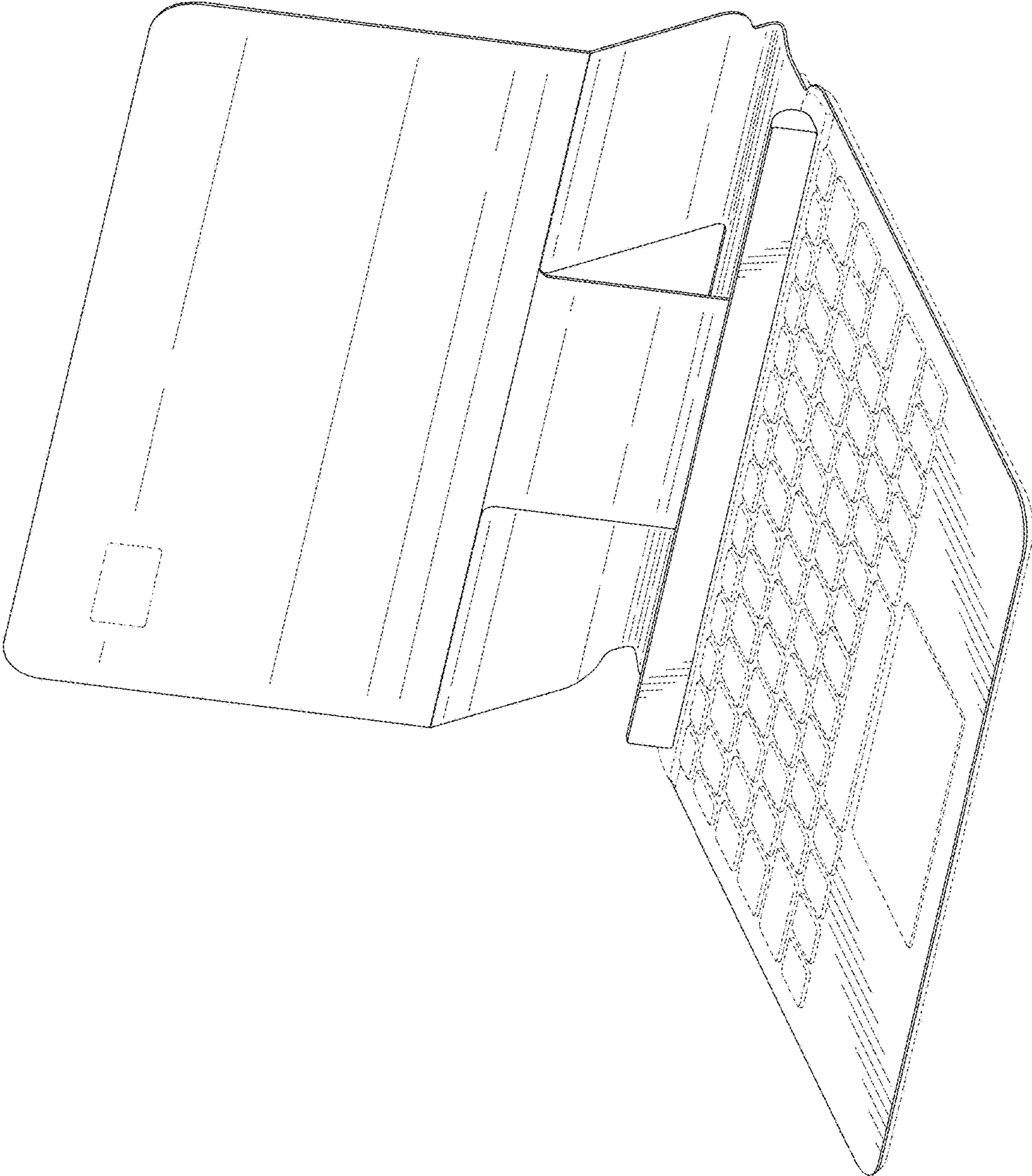
**FIG. 5**



**FIG. 7**

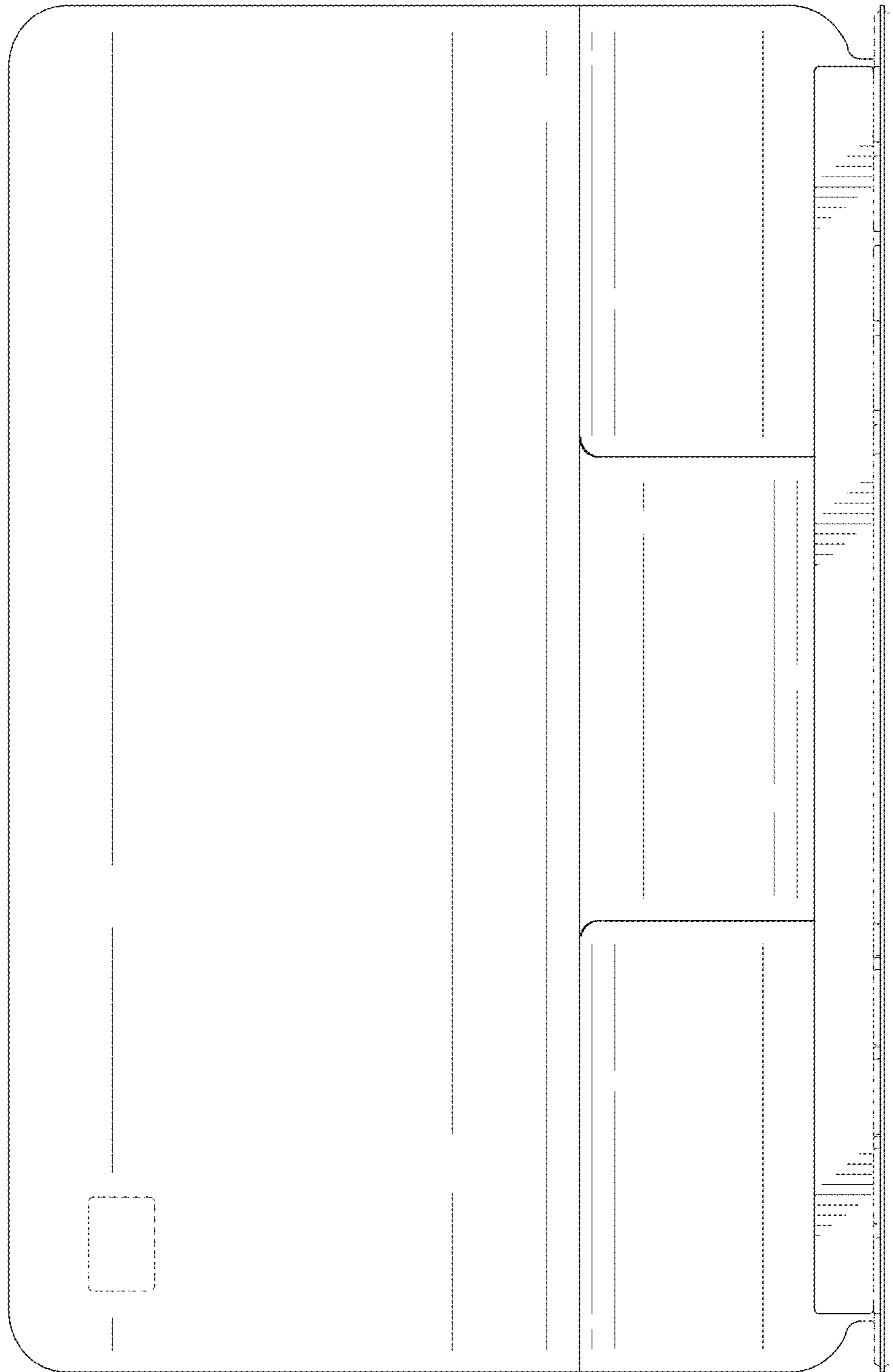


**FIG. 6**




**FIG. 8**

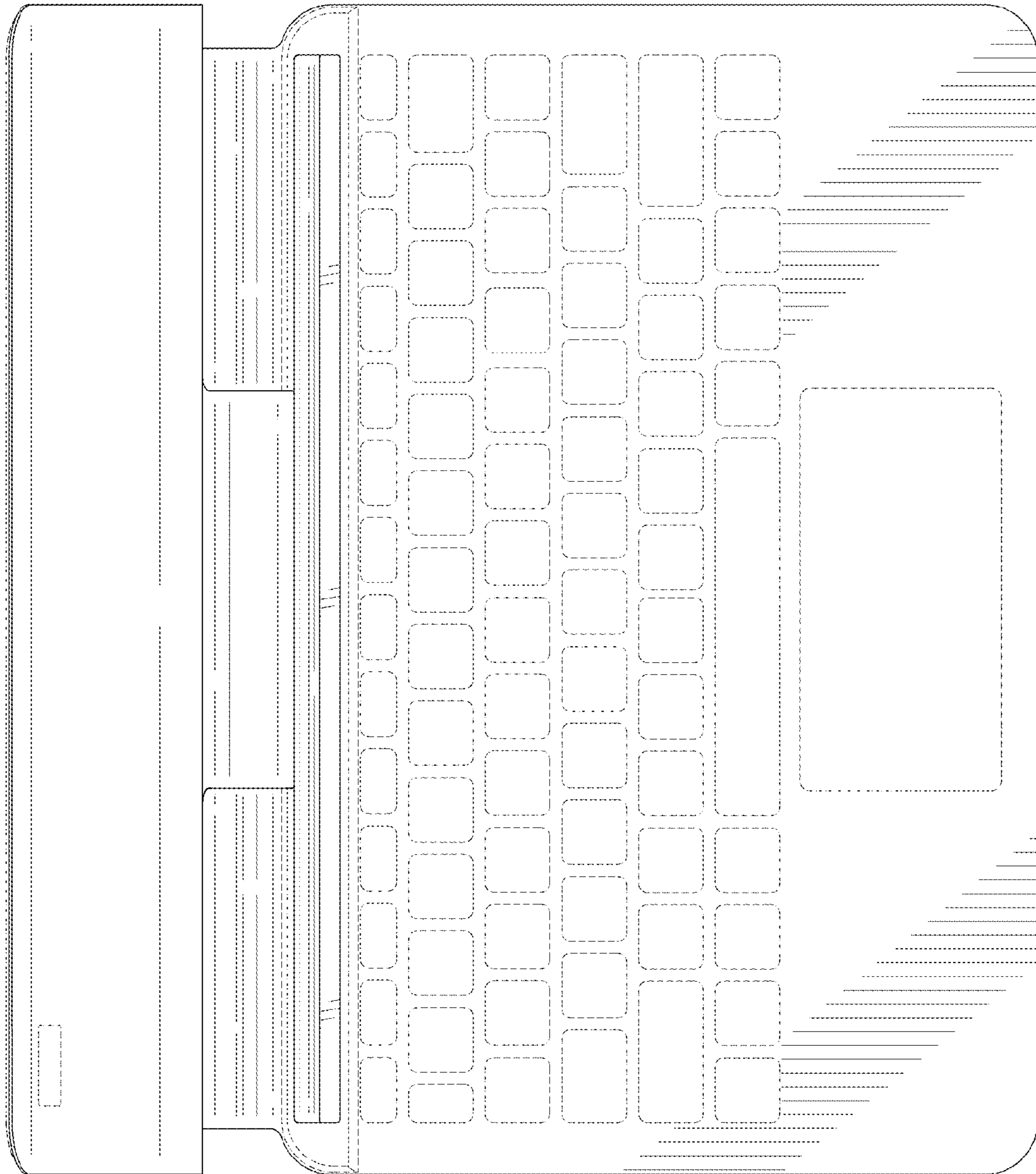





**FIG. 9**



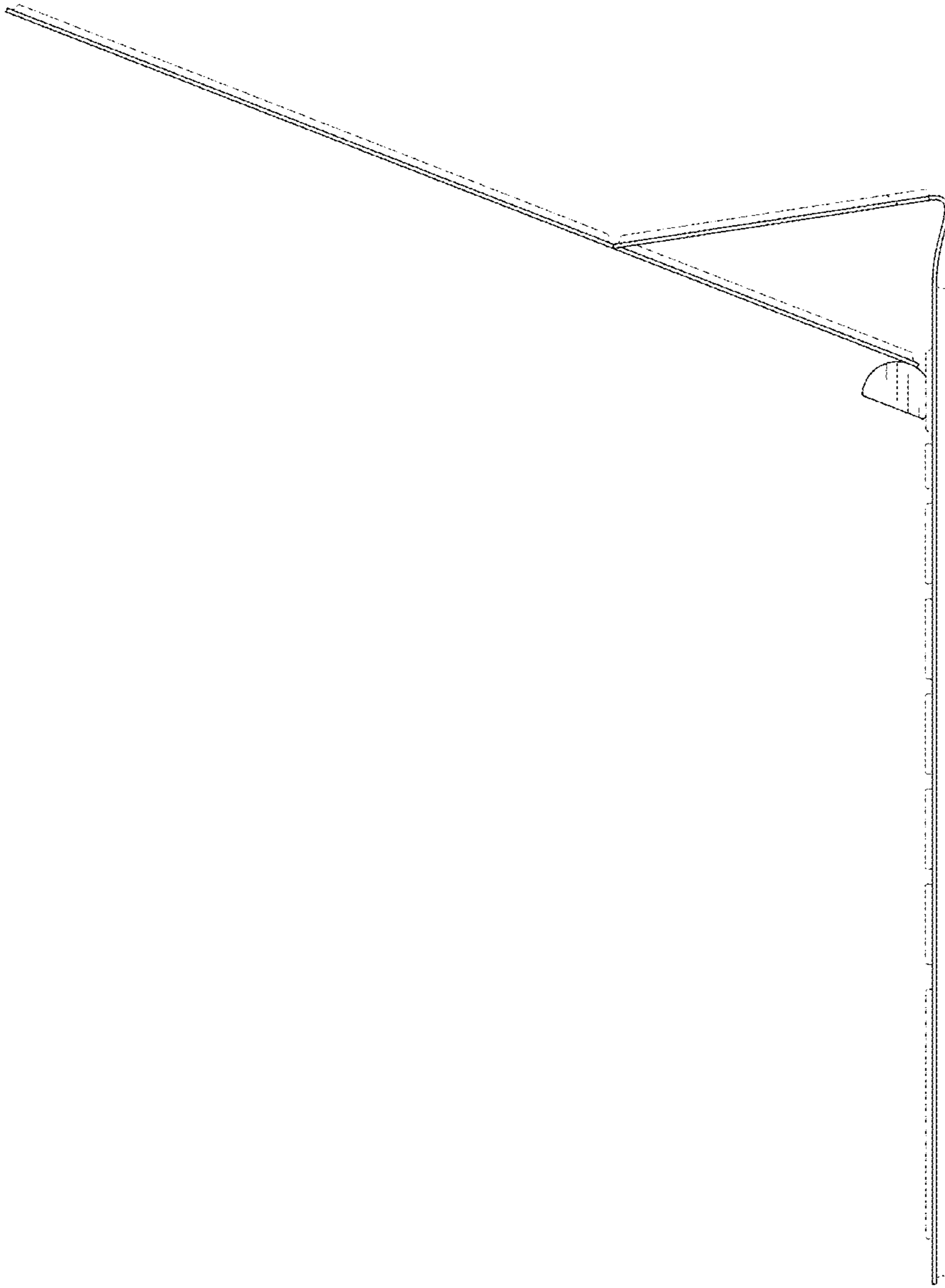
**FIG. 10**



**FIG. 11**




**FIG. 12**

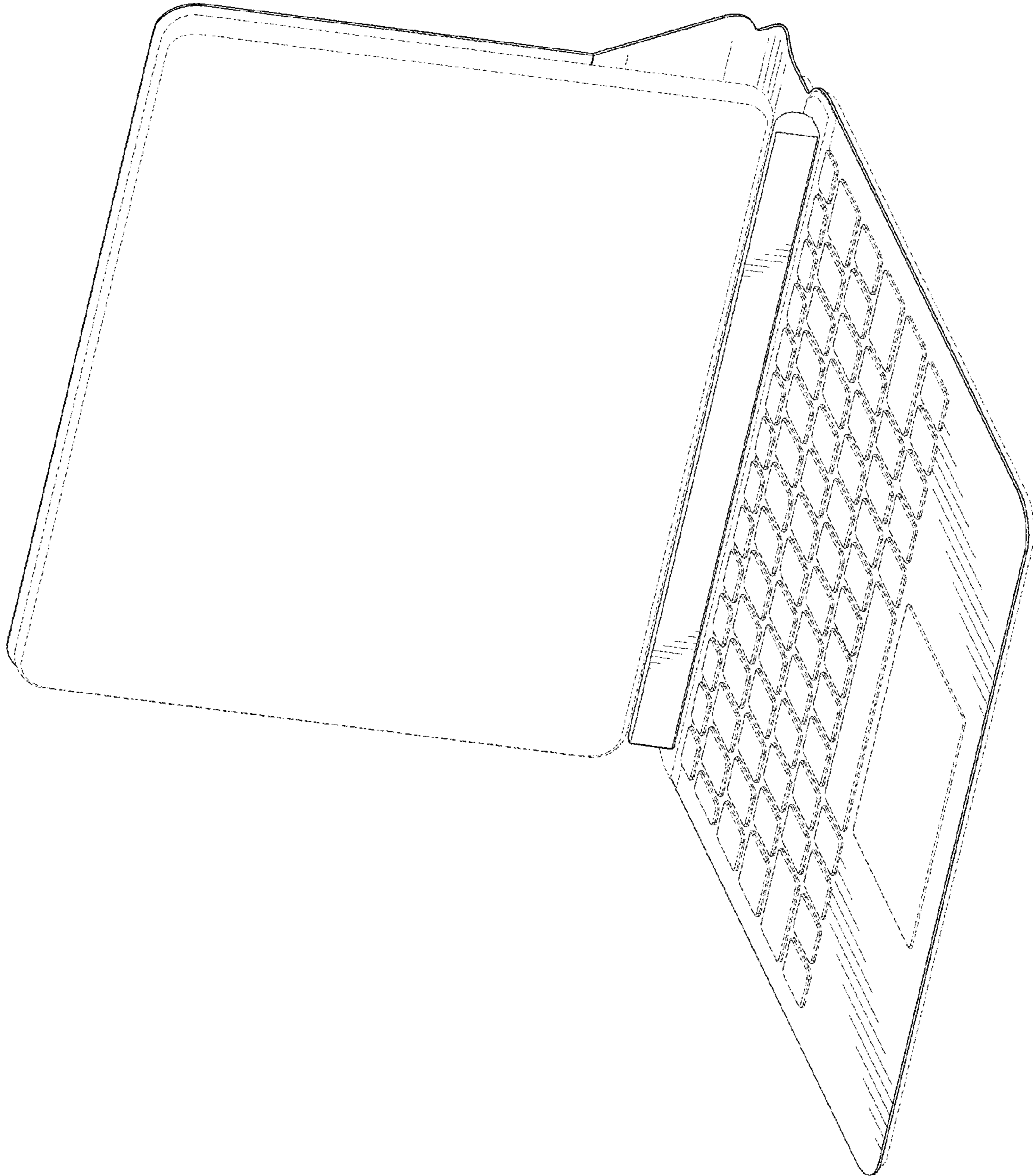


**FIG. 13**





**FIG. 14**



**FIG. 15**