



US00D987644S

(12) **United States Design Patent**
Liao et al.

(10) **Patent No.:** **US D987,644 S**

(45) **Date of Patent:** **** May 30, 2023**

(54) **KEYBOARD COVER**

(71) Applicant: **HUAWEI TECHNOLOGIES CO., LTD.**, Guangdong (CN)

(72) Inventors: **Yuan Liao**, Wuhan (CN); **Jiaqi Zhou**, Shanghai (CN)

(73) Assignee: **HUAWEI TECHNOLOGIES CO., LTD.**, Shenzhen (CN)

(**) Term: **15 Years**

(21) Appl. No.: **29/802,823**

(22) Filed: **Aug. 9, 2021**

(30) **Foreign Application Priority Data**

Feb. 10, 2021 (CN) 202130096445.5

(51) **LOC (14) Cl.** **14-02**

(52) **U.S. Cl.**
USPC **D14/440**

(58) **Field of Classification Search**
USPC D14/440, 447, 250, 316; 361/679.55;
206/45.23, 320, 45.2; 294/25;

(Continued)

(56) **References Cited**

U.S. PATENT DOCUMENTS

D658,187 S * 4/2012 Diebel G06F 1/1679
D14/440

D658,188 S * 4/2012 Diebel D14/440
(Continued)

FOREIGN PATENT DOCUMENTS

JP 1643819 S 10/2019
JP 1664789 S 7/2020
JP 1702946 S 12/2021

OTHER PUBLICATIONS

Liao, et al., U.S. Appl. No. 29/802,824, filed Aug. 9, 2021, entitled "Keyboard Cover" total 69 pages.

(Continued)

Primary Examiner — Cynthia R Underwood

(57) **CLAIM**

The ornamental design for a keyboard cover, as shown and described.

DESCRIPTION

FIG. 1 is a rear perspective view of a first embodiment of a keyboard cover showing our new design in a closed position;

FIG. 2 is a front view thereof;

FIG. 3 is a back view thereof;

FIG. 4 is a top view thereof;

FIG. 5 is a bottom view thereof;

FIG. 6 is a right view thereof;

FIG. 7 is a left view thereof;

FIG. 8 is a front perspective view of the first embodiment in an open position;

FIG. 9 is a front view thereof;

FIG. 10 is a back view thereof;

FIG. 11 is a top view thereof;

FIG. 12 is a bottom view thereof;

FIG. 13 is a right view thereof;

FIG. 14 is a left view thereof;

FIG. 15 is a front perspective view thereof, shown in an environmental use;

FIG. 16 is a rear perspective view of a second embodiment of a keyboard cover showing our new design in a closed position;

FIG. 17 is a front view thereof;

FIG. 18 is a back view thereof;

FIG. 19 is a top view thereof;

FIG. 20 is a bottom view thereof;

FIG. 21 is a right view thereof;

FIG. 22 is a left view thereof;

FIG. 23 is a front perspective view of the second embodiment in an open position;

FIG. 24 is a front view thereof;

FIG. 25 is a back view thereof;

FIG. 26 is a top view thereof;

FIG. 27 is a bottom view thereof;

FIG. 28 is a right view thereof;

FIG. 29 is a left view thereof; and,

(Continued)

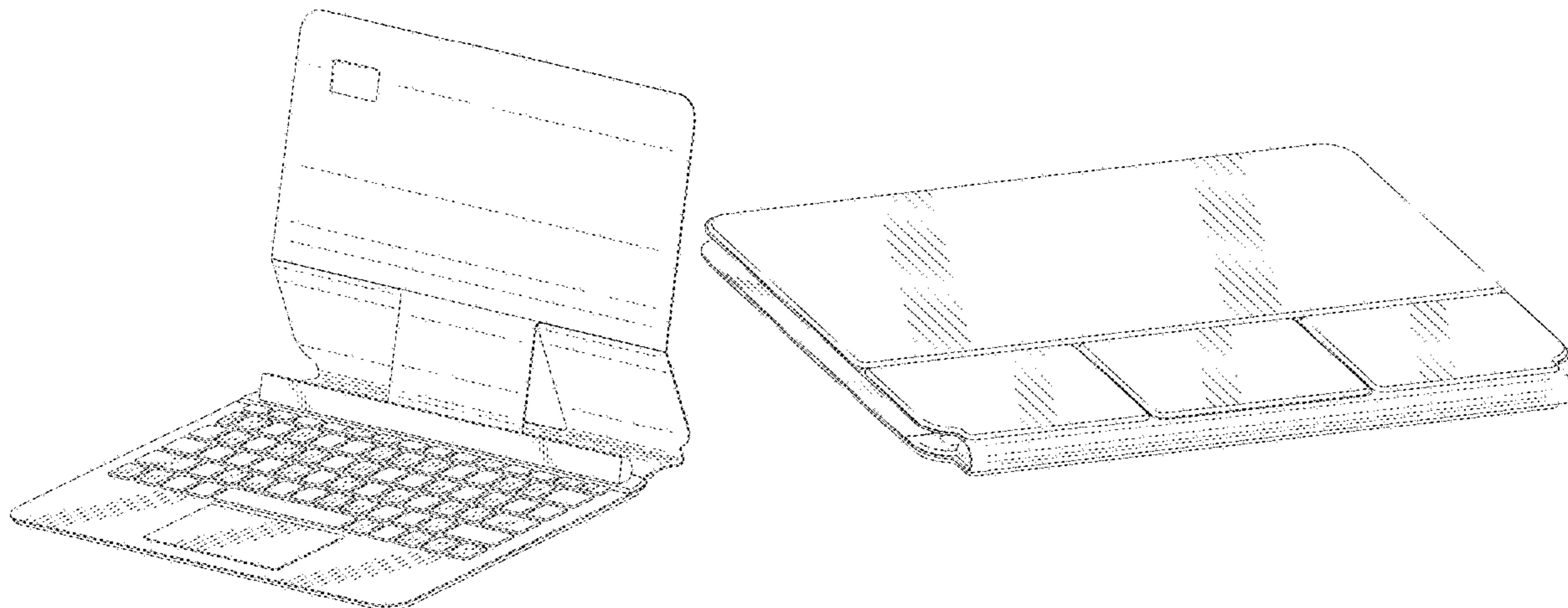


FIG. 30 is a front perspective view thereof, shown in an environmental use.

The broken lines in drawings show portions of the keyboard cover that form no part of the claimed design.

1 Claim, 26 Drawing Sheets

(58) **Field of Classification Search**

USPC 455/575.8; D3/289, 301, 283, 265, 243,
D3/249, 294, 284, 274, 303, 266, 203, 1,
D3/315, 276

CPC ... G06F 1/1628; G06F 1/1626; A47B 23/044;
A45C 11/00; A45C 13/02; H04B 1/3888

See application file for complete search history.

(56) **References Cited**

U.S. PATENT DOCUMENTS

8,245,843 B1 * 8/2012 Wu H01M 10/465
206/320
8,312,991 B2 * 11/2012 Diebel G06F 1/1628
206/45.24
D678,885 S * 3/2013 Gengler D14/447
D684,983 S * 6/2013 Wu D14/455
D691,142 S * 10/2013 Diebel G06F 1/1679
D14/440
8,640,864 B2 * 2/2014 Chen G06F 1/1626
206/45.2
D702,673 S * 4/2014 Murchison D14/250
D704,689 S * 5/2014 Chang D14/250
D706,783 S * 6/2014 Almodova D14/440
D707,229 S * 6/2014 Almodova D14/440
8,757,375 B2 * 6/2014 Huang A47B 23/043
206/45.24
D708,838 S * 7/2014 Lee D3/201
8,763,795 B1 * 7/2014 Oten B65D 85/00
206/45.24
8,783,458 B2 * 7/2014 Gallagher A45C 11/00
206/320
D710,859 S * 8/2014 Mecchella D14/440
8,797,132 B2 * 8/2014 Childs A45C 11/00
335/219
D713,847 S * 9/2014 Su D14/440
D713,848 S * 9/2014 Akana D14/440
D730,913 S * 6/2015 Shao D14/440
D734,760 S * 7/2015 Brunner D14/440

9,451,818 B2 * 9/2016 Buechin A45C 13/1069
D783,589 S * 4/2017 Tattari D14/250
D784,995 S * 4/2017 Akana D14/440
D807,891 S * 1/2018 Yeo D14/440
D857,023 S * 8/2019 Hyun D14/440
D871,415 S * 12/2019 Lin D14/440
D886,112 S * 6/2020 Yeh D14/455
10,905,211 B2 * 2/2021 Nyholm A45C 15/00
D920,337 S * 5/2021 Chan D14/440
D921,637 S * 6/2021 Cheng D14/440
D928,788 S * 8/2021 Kang D14/440
D942,459 S * 2/2022 Akana D14/440
D942,460 S * 2/2022 Akana D14/440
D944,804 S * 3/2022 Diebel G06F 1/1628
D14/440
D949,867 S * 4/2022 Wu D14/440
D960,154 S * 8/2022 Akana D14/345
2003/0034263 A1 * 2/2003 D'Hoste A45C 9/00
206/320
2008/0302687 A1 * 12/2008 Sirichai A45C 11/00
206/320
2011/0266194 A1 * 11/2011 Bau H04B 1/3888
206/736
2012/0194448 A1 * 8/2012 Roth G06F 1/1643
361/679.01
2012/0211377 A1 * 8/2012 Sajid G06F 1/1628
206/216
2012/0211613 A1 * 8/2012 Yang A45C 11/00
248/174
2012/0305413 A1 * 12/2012 Chung A45C 11/00
206/45.23
2013/0093304 A1 * 4/2013 Childs F16M 11/10
312/240
2013/0140203 A1 * 6/2013 Chiang G06F 1/1628
206/320
2015/0151871 A1 * 6/2015 Huang H05K 5/0086
206/45.23
2015/0237979 A1 * 8/2015 Huang A45C 11/00
206/45.25

OTHER PUBLICATIONS

Notice of Allowance issued in JP2021-017319, dated Apr. 19, 2022, 3 pages.
U.S. Appl. No. 29/802,823, filed Aug. 9, 2021 Keyboard Cover.
U.S. Appl. No. 29/802,824, filed Aug. 9, 2021 Keyboard Cover.
Restriction Requirement issued in U.S. Appl. No. 29/802,824, dated Oct. 18, 2022, total 9 pages.

* cited by examiner




FIG. 1




FIG. 2




FIG. 3




FIG. 4

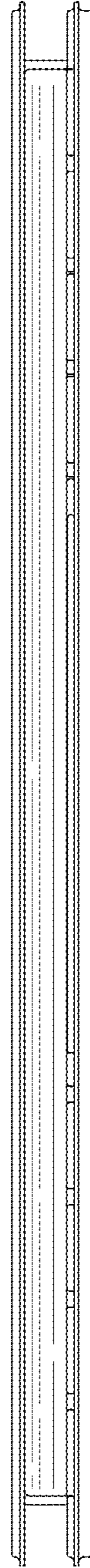


FIG. 5

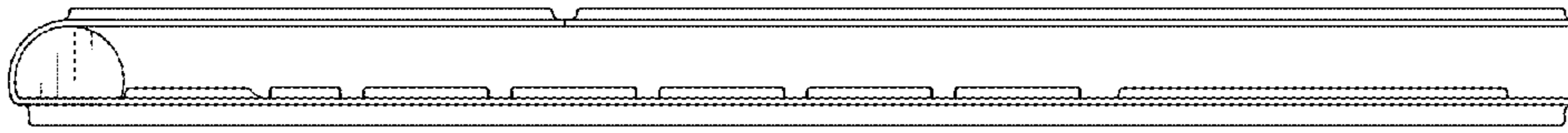


FIG. 7

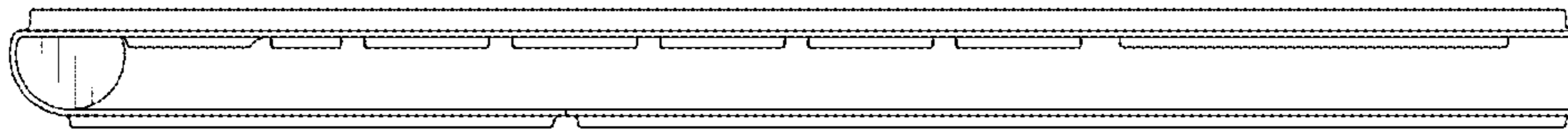


FIG. 6

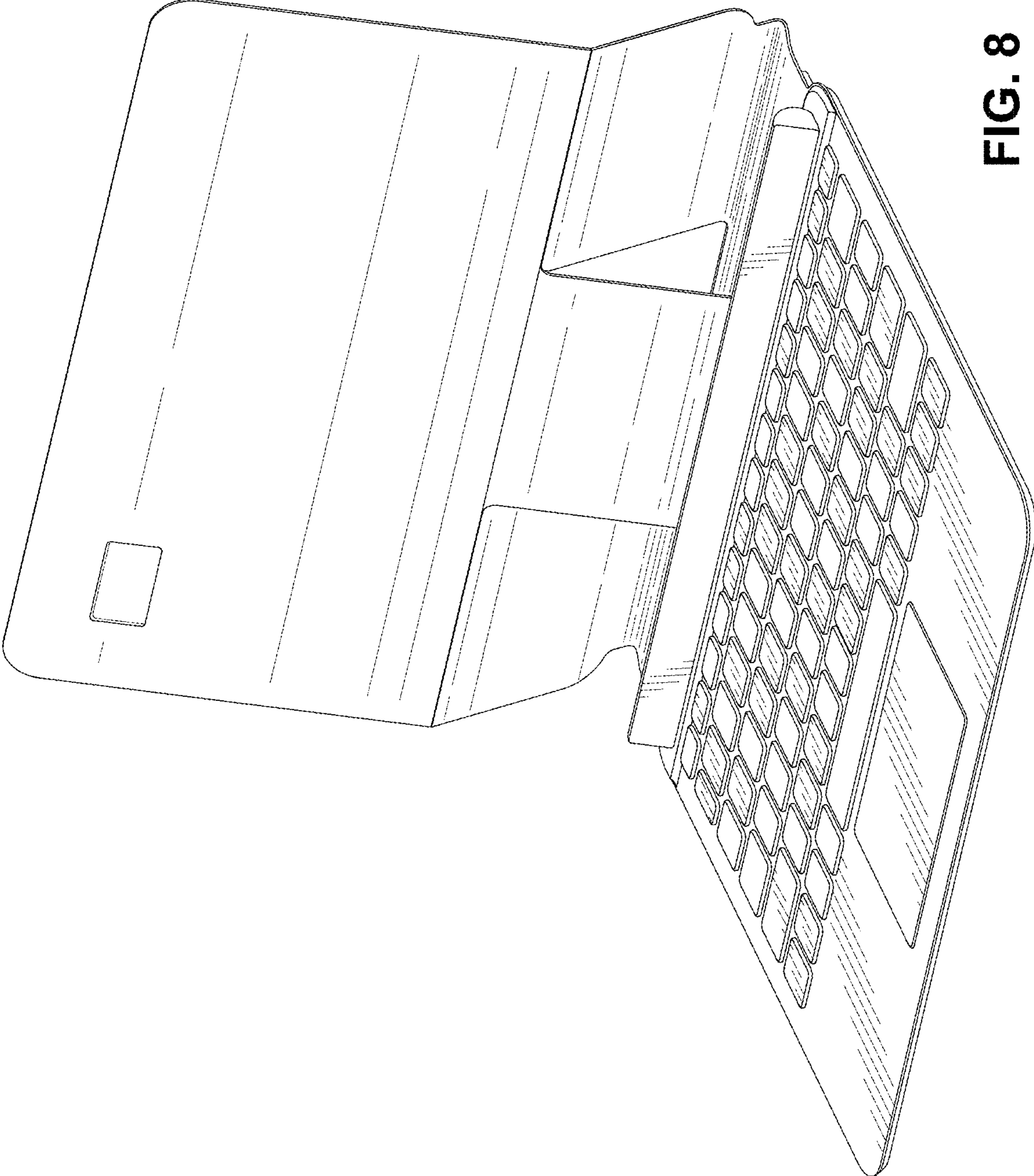


FIG. 8

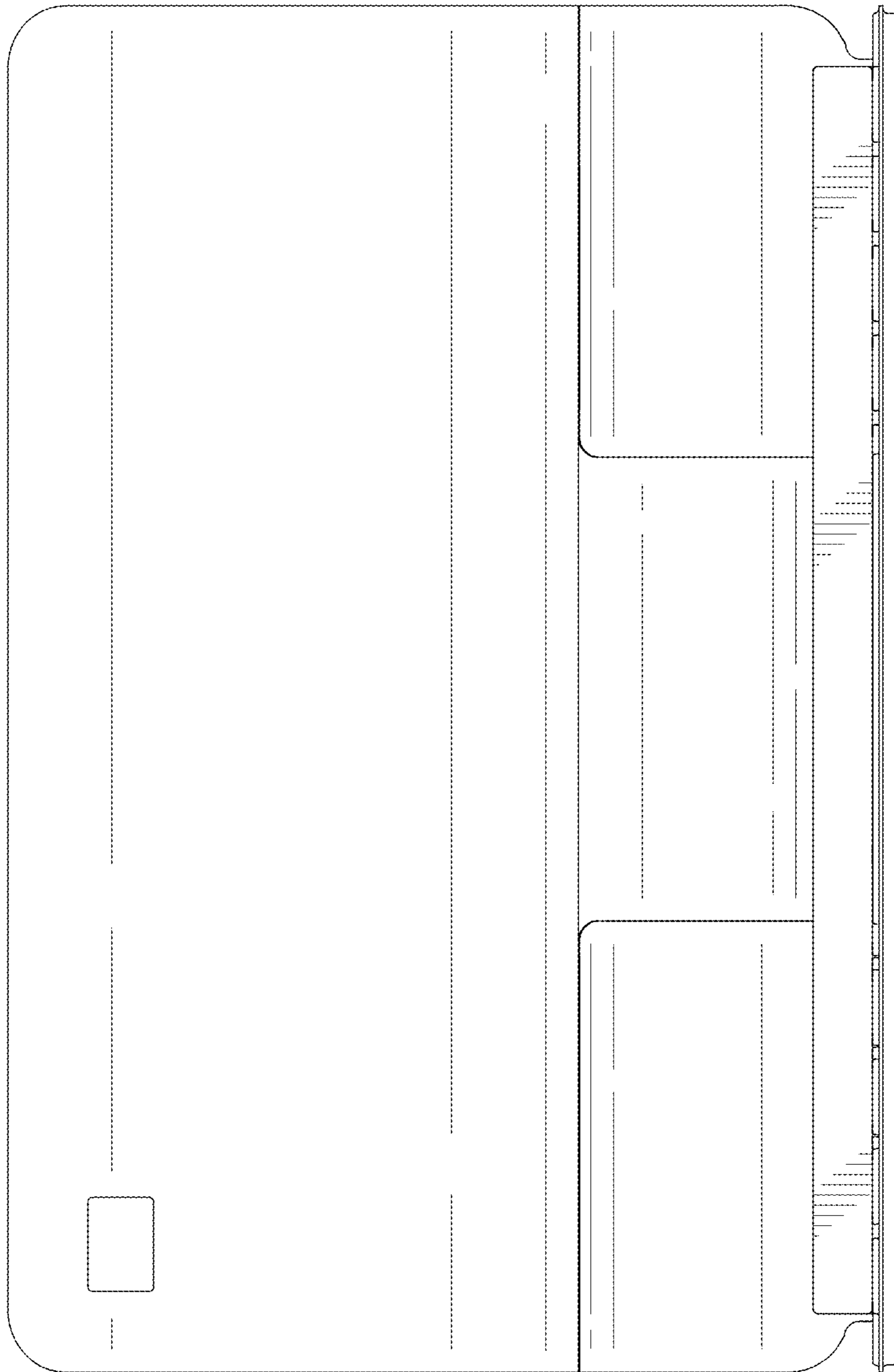


FIG. 9

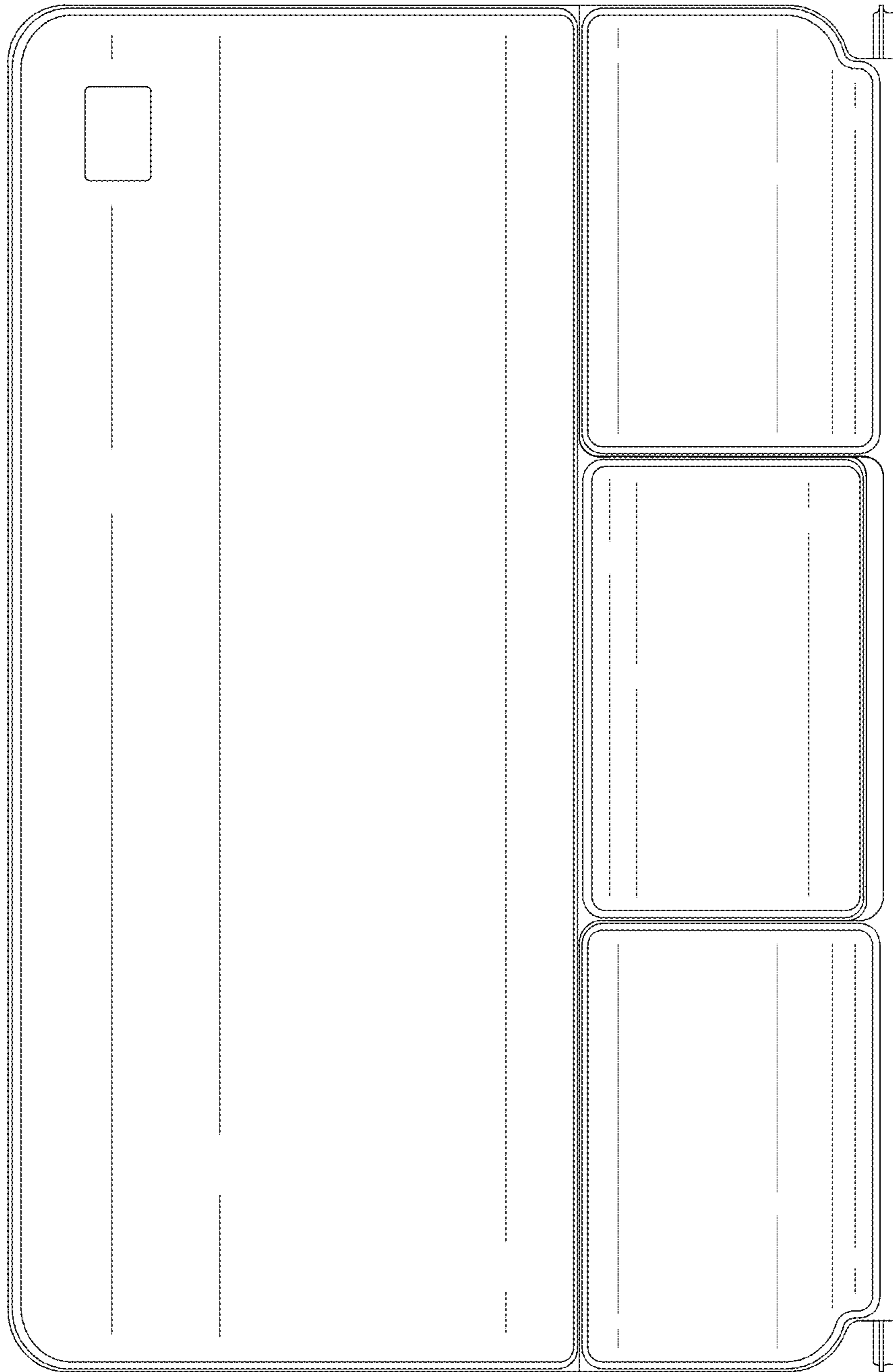


FIG. 10

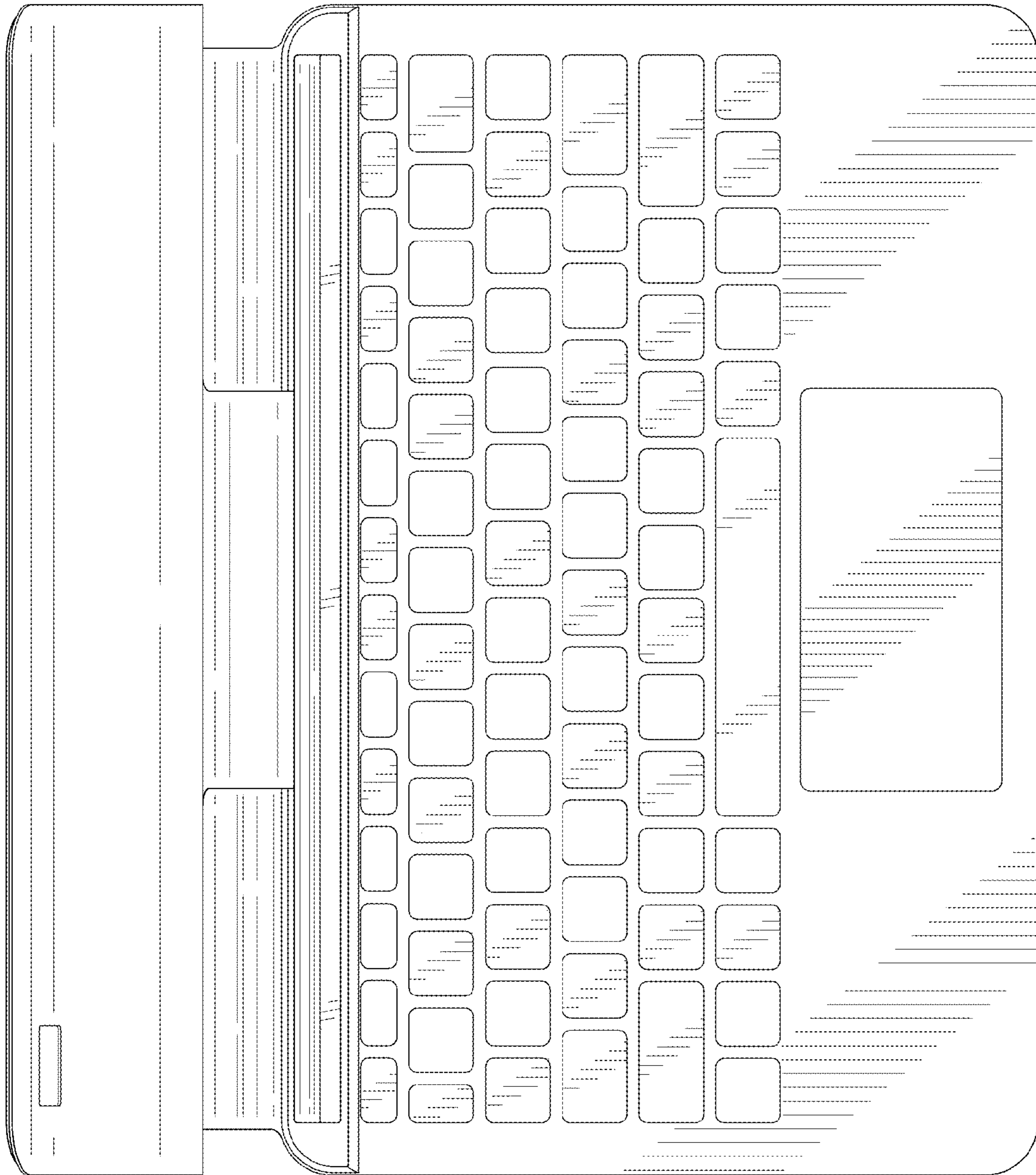


FIG. 11




FIG. 12

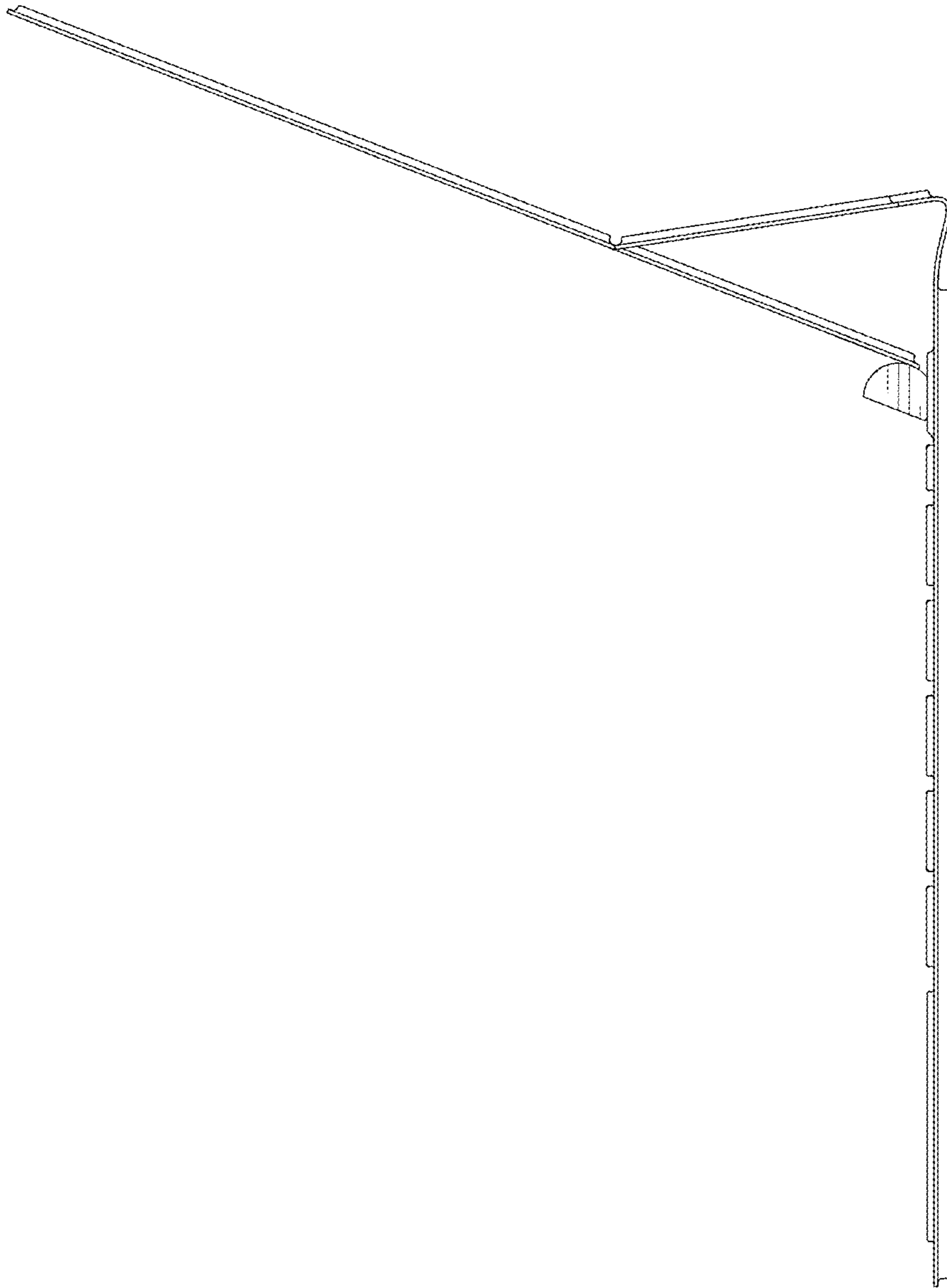


FIG. 13




FIG. 14

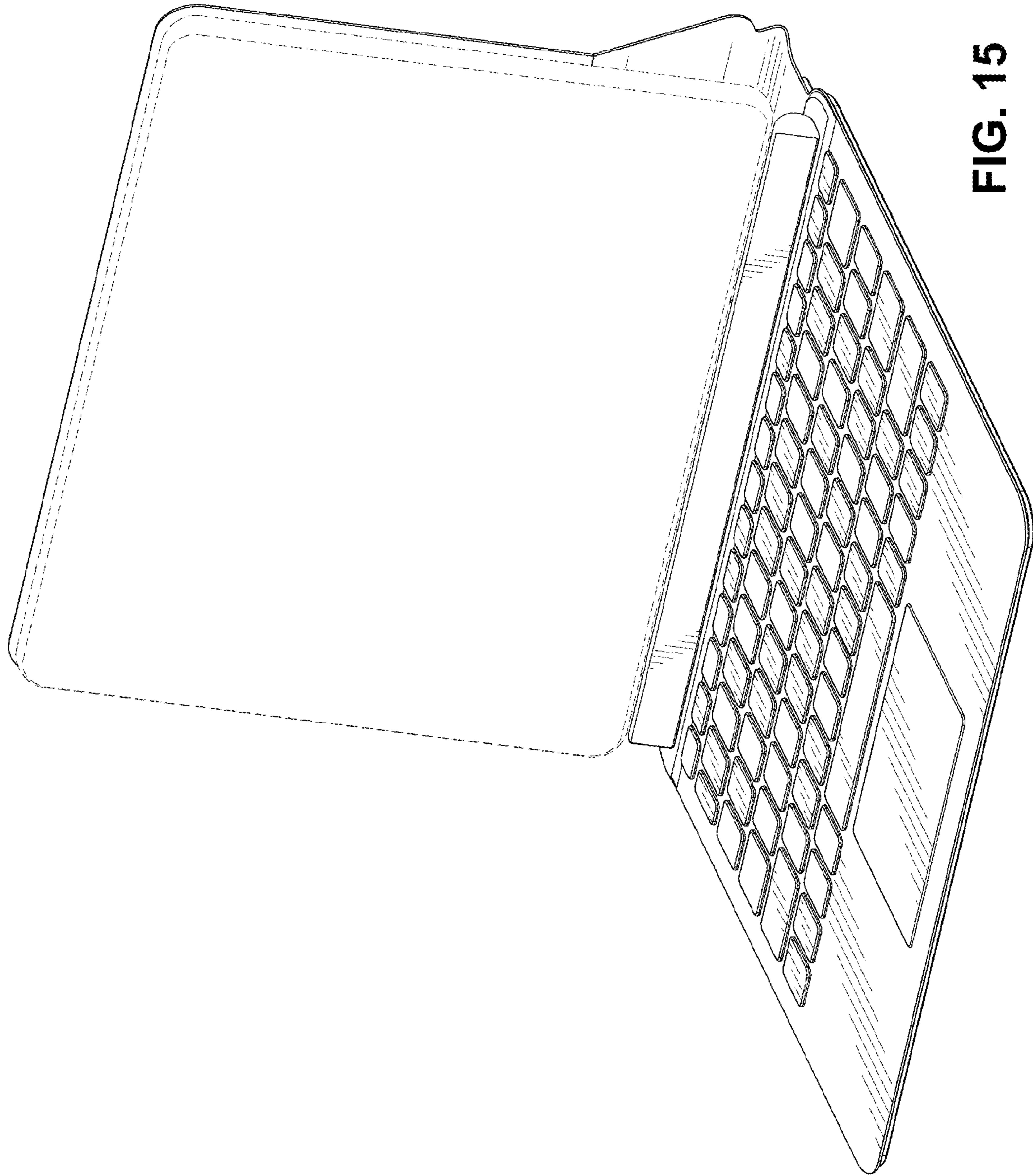


FIG. 15

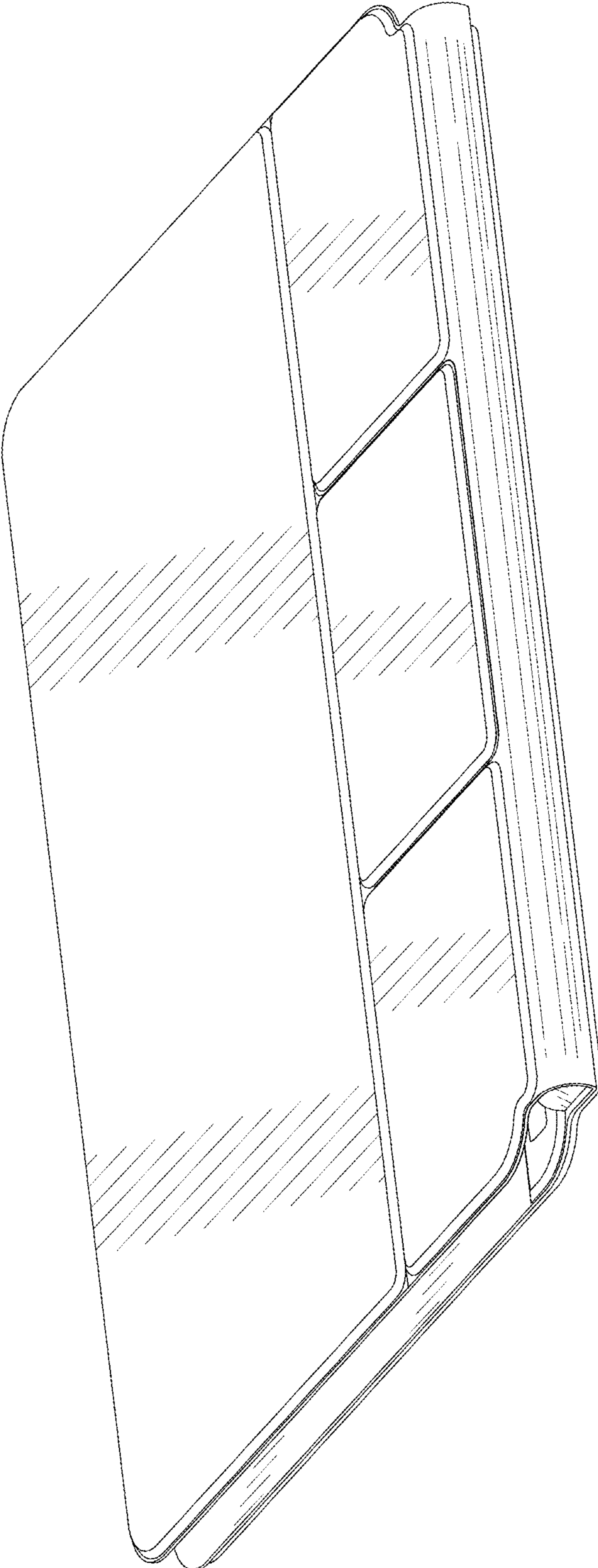


FIG. 16




FIG. 17




FIG. 18




FIG. 19

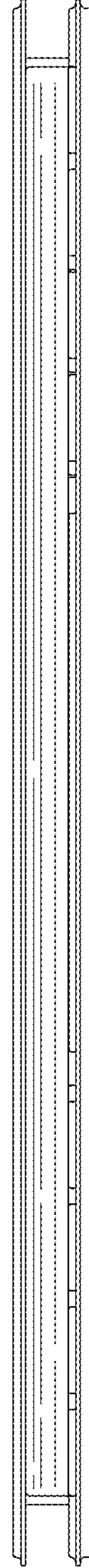


FIG. 20

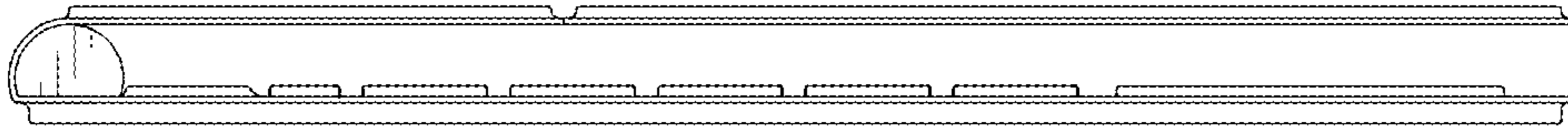


FIG. 22

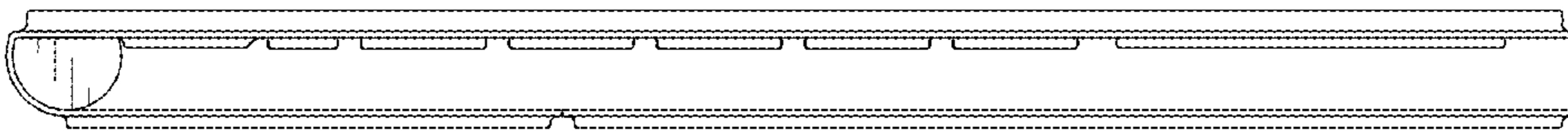


FIG. 21

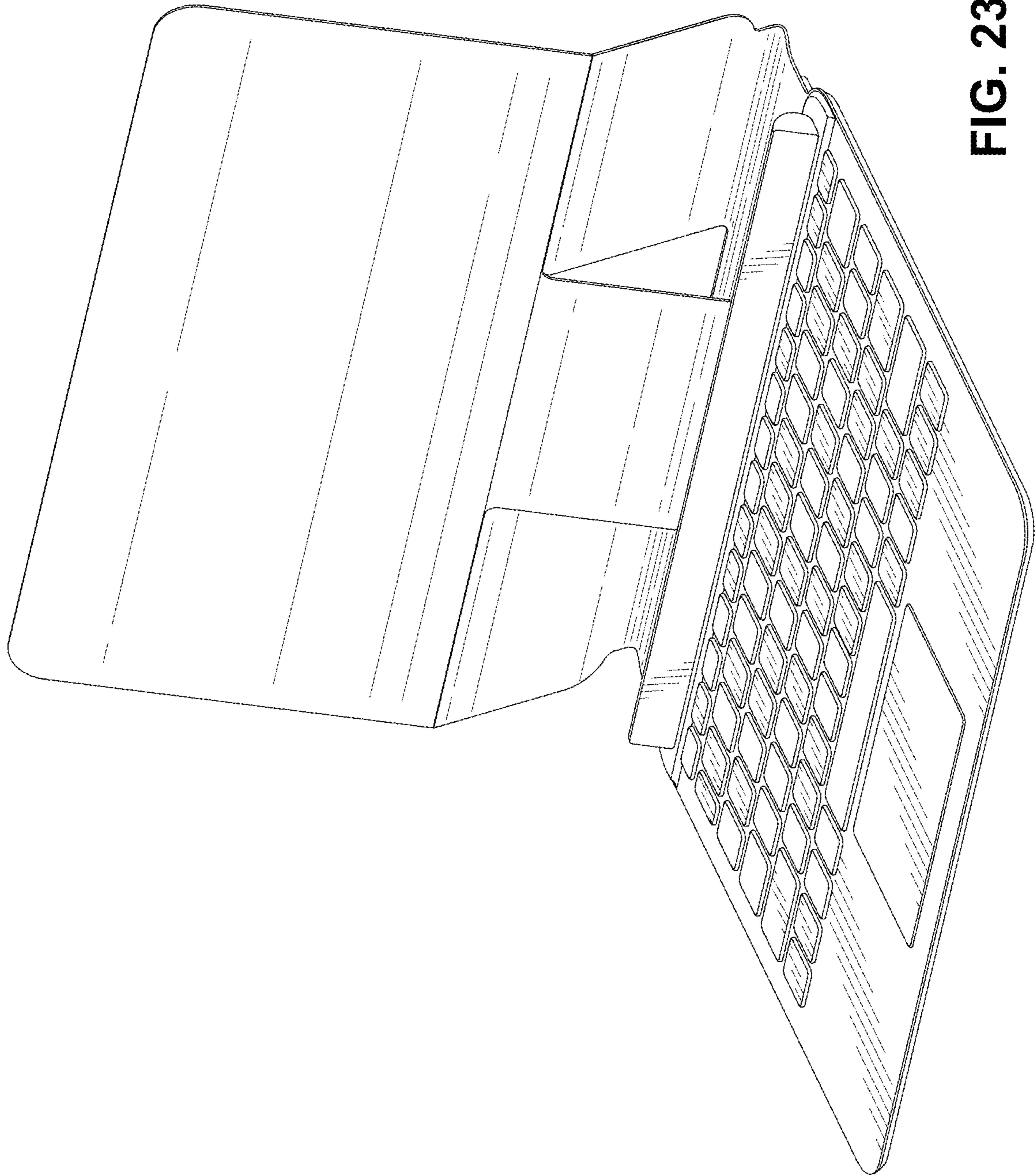


FIG. 23

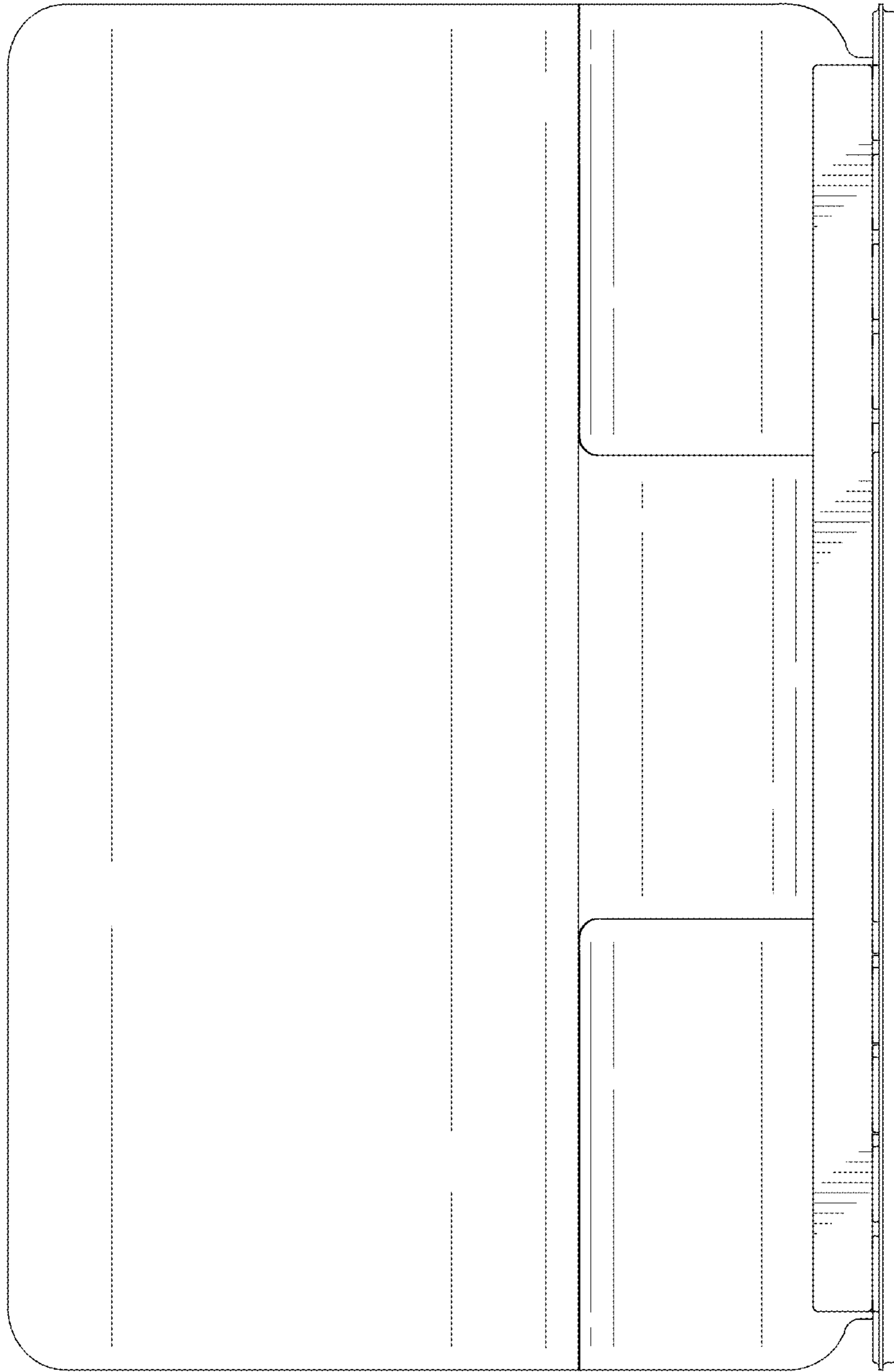


FIG. 24

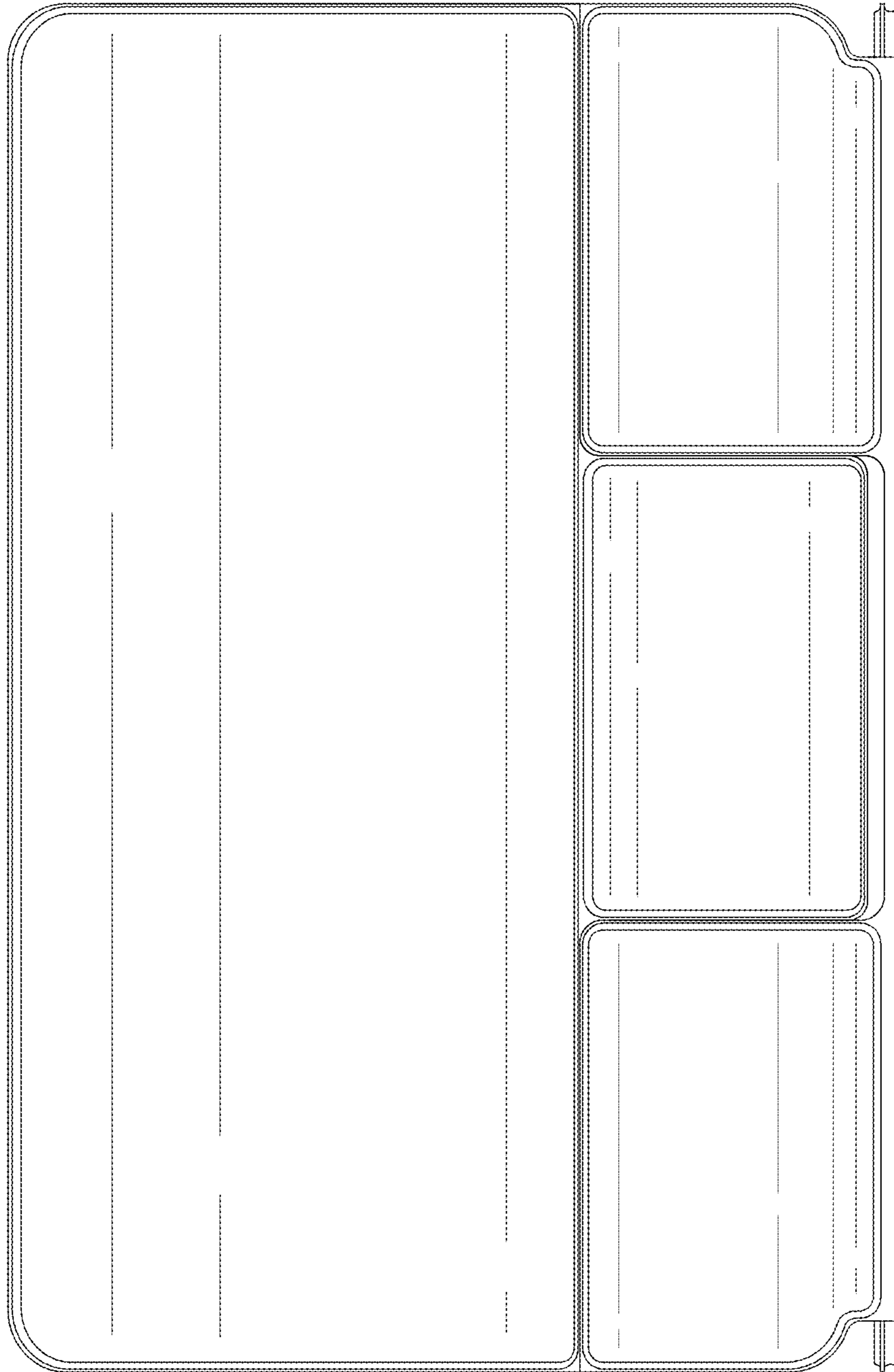


FIG. 25

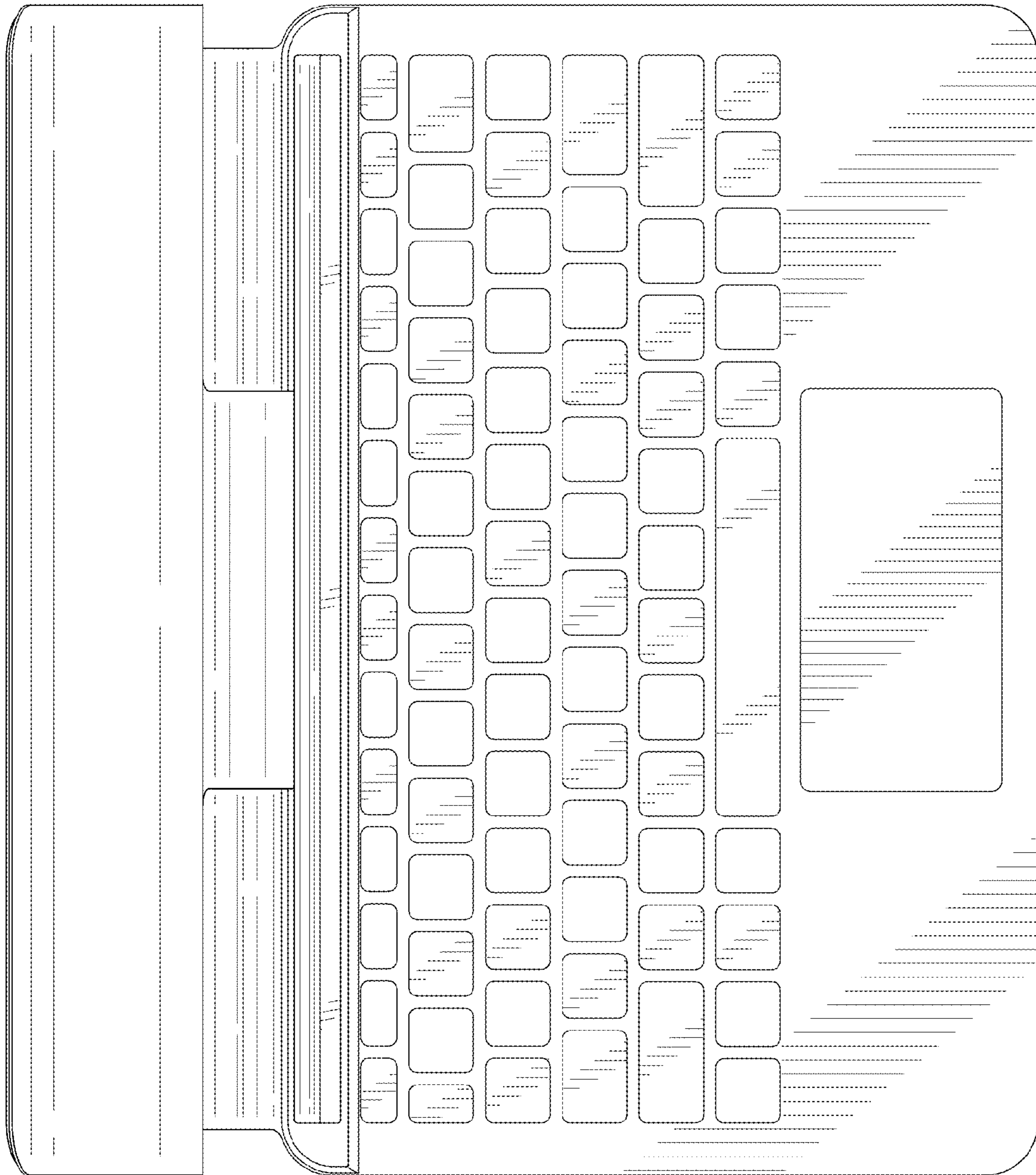


FIG. 26




FIG. 27

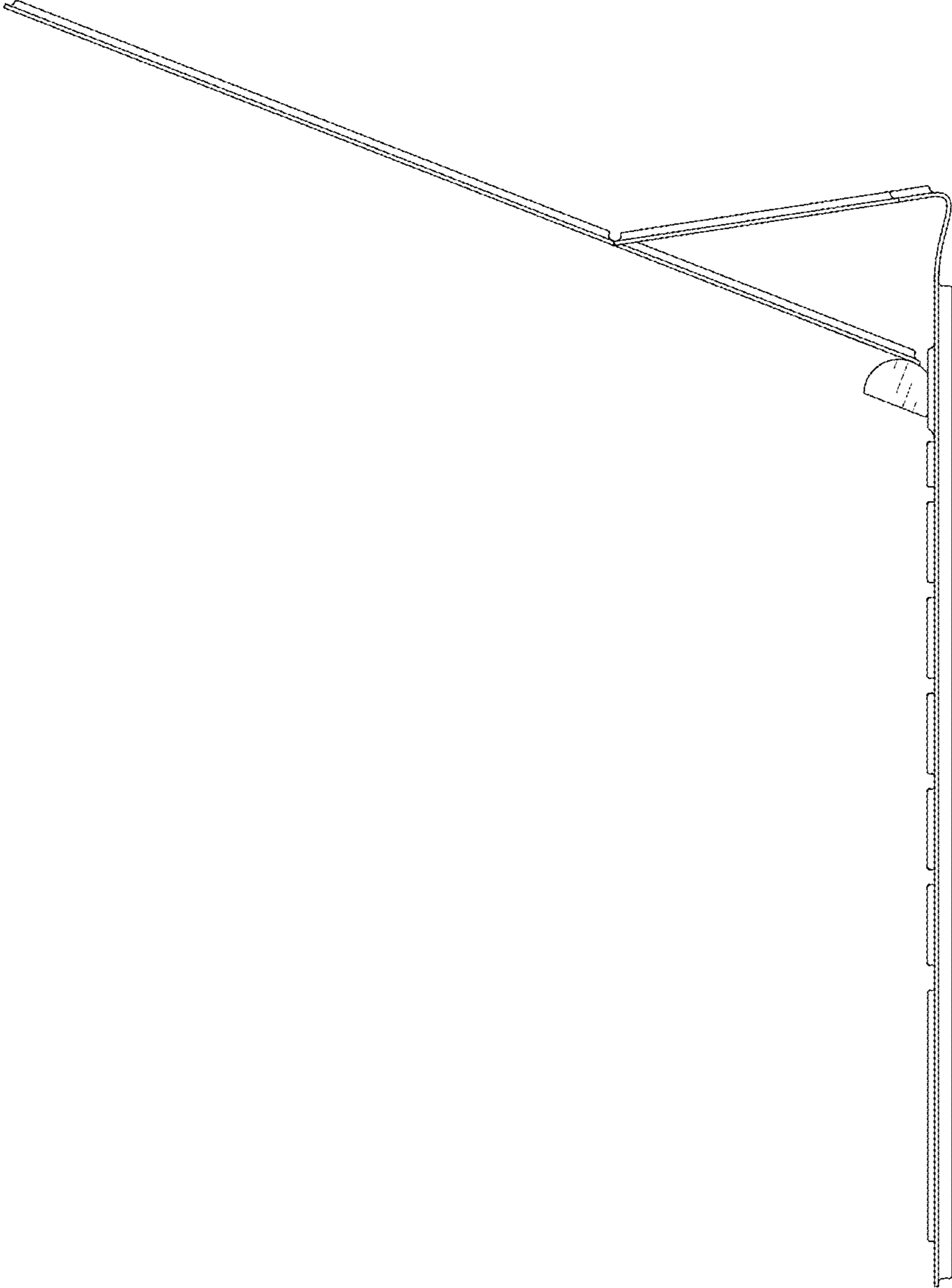


FIG. 28

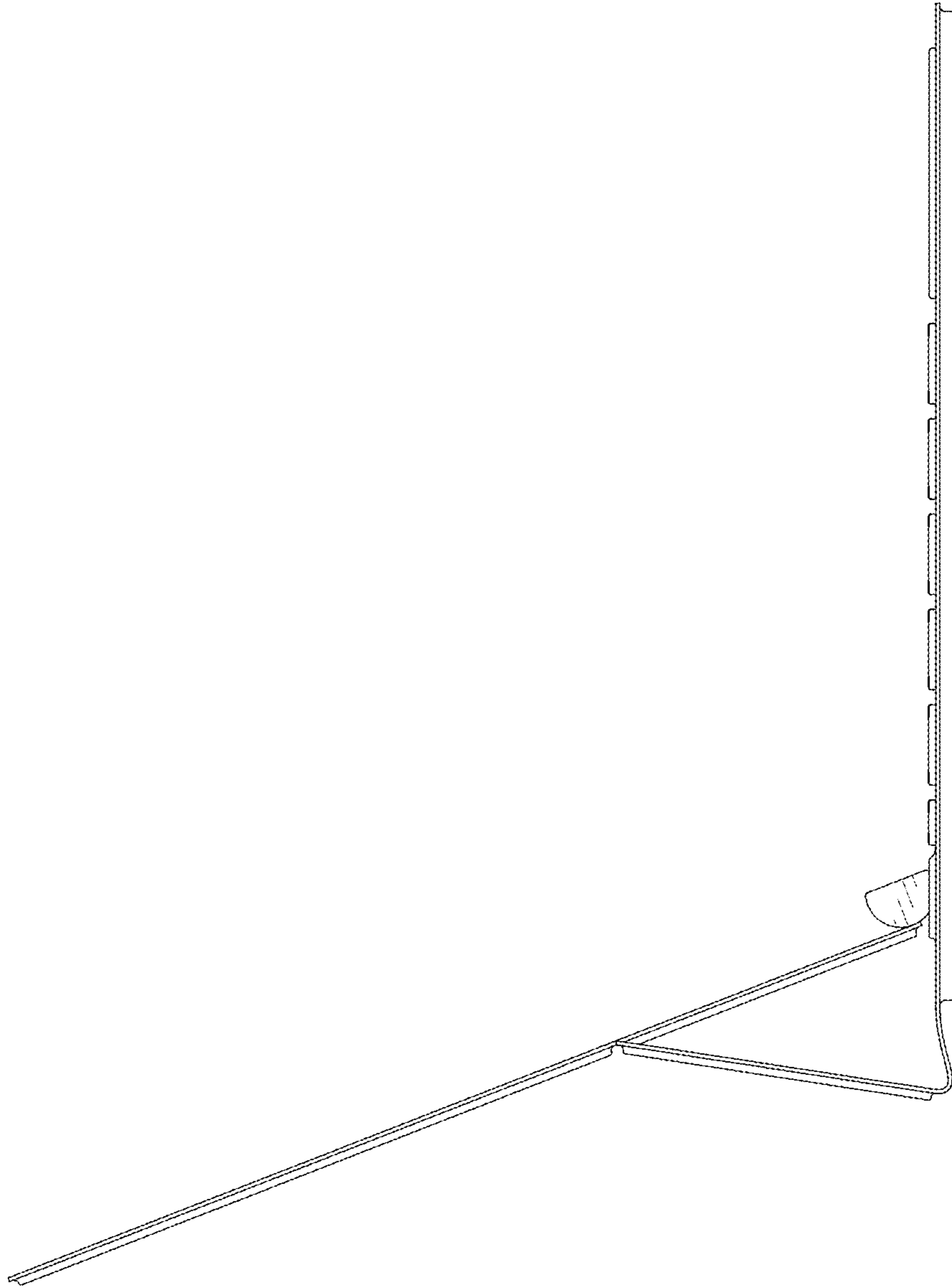


FIG. 29

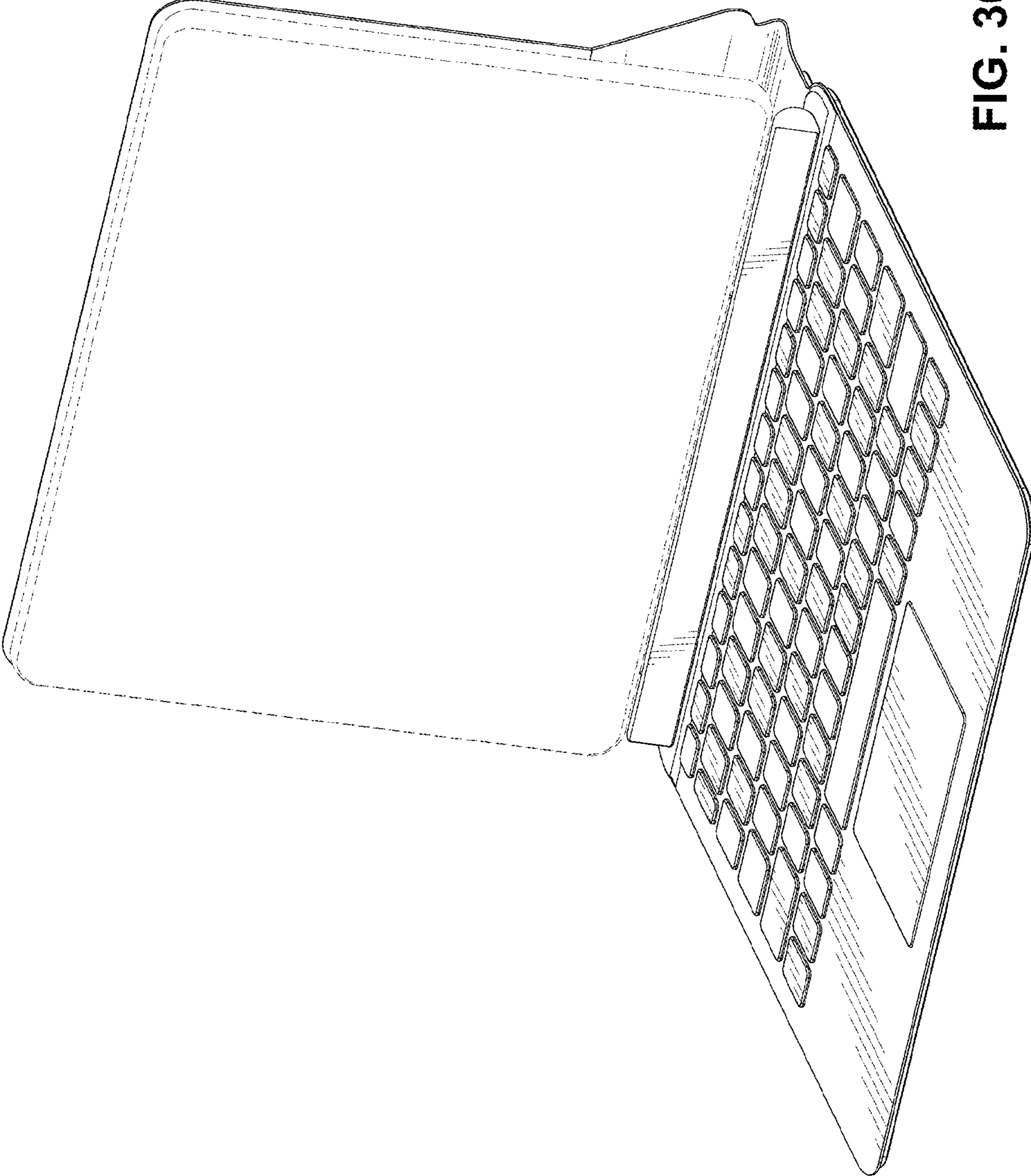


FIG. 30