



US00D987595S

(12) **United States Design Patent** (10) **Patent No.:** **US D987,595 S**  
**Enquist et al.** (45) **Date of Patent:** **\*\* May 30, 2023**

(54) **SPEAKER**

FOREIGN PATENT DOCUMENTS

(71) Applicant: **Marshall Amplification PLC**, Milton Keynes (GB)

EM 007425277-0001 3/2021

(72) Inventors: **Andreas Enquist**, Hägersten (SE);  
**Ebba Bringman**, Stockholm (SE)

OTHER PUBLICATIONS

(73) Assignee: **Marshall Amplification PLC**, Milton Keynes (GB)

[Marshall Uxbridge Home Voice Speaker with Amazon Alexa Built-In], available in Amazon.com, date first available Apr. 8, 2020 [online], [site visited Jun. 15, 2022], Available from the internet URL: <https://www.amazon.com/Marshall-Uxbridge-Speaker-Amazon-Built/dp/B086KKMKZ4> (Year: 2020).\*

(\*\*) Term: **15 Years**

\* cited by examiner

(21) Appl. No.: **29/774,984**

*Primary Examiner* — Khawaja Anwar

(22) Filed: **Mar. 19, 2021**

*Assistant Examiner* — Megan Tiana Rakos

(51) **LOC (14) Cl.** ..... **14-01**

(74) *Attorney, Agent, or Firm* — Marshall, Gerstein & Borun LLP

(52) **U.S. Cl.**

(57) **CLAIM**

USPC ..... **D14/204**

The ornamental design for a speaker, as shown and described.

(58) **Field of Classification Search**

**DESCRIPTION**

USPC ..... D3/273; D9/432; D14/356, 358, 168,  
D14/242, 204, 214, 211, 240, 196, 188,  
D14/209.1; D23/364

CPC ..... H02J 7/0042; H04R 1/00; H04R 1/02;  
H04R 1/2873; H04R 1/026

See application file for complete search history.

FIG. 1 is a top, right, front perspective view of a speaker showing the new design;

FIG. 2 is a front view of the invention illustrated in FIG. 1;

FIG. 3 is a rear view of the invention illustrated in FIG. 1;

FIG. 4 is a left side view of the invention illustrated in FIG. 1;

FIG. 5 is a right side view of the invention illustrated in FIG. 1;

FIG. 6 is a top view of the invention illustrated in FIG. 1;

and,

FIG. 7 is a bottom view of the invention illustrated in FIG. 1.

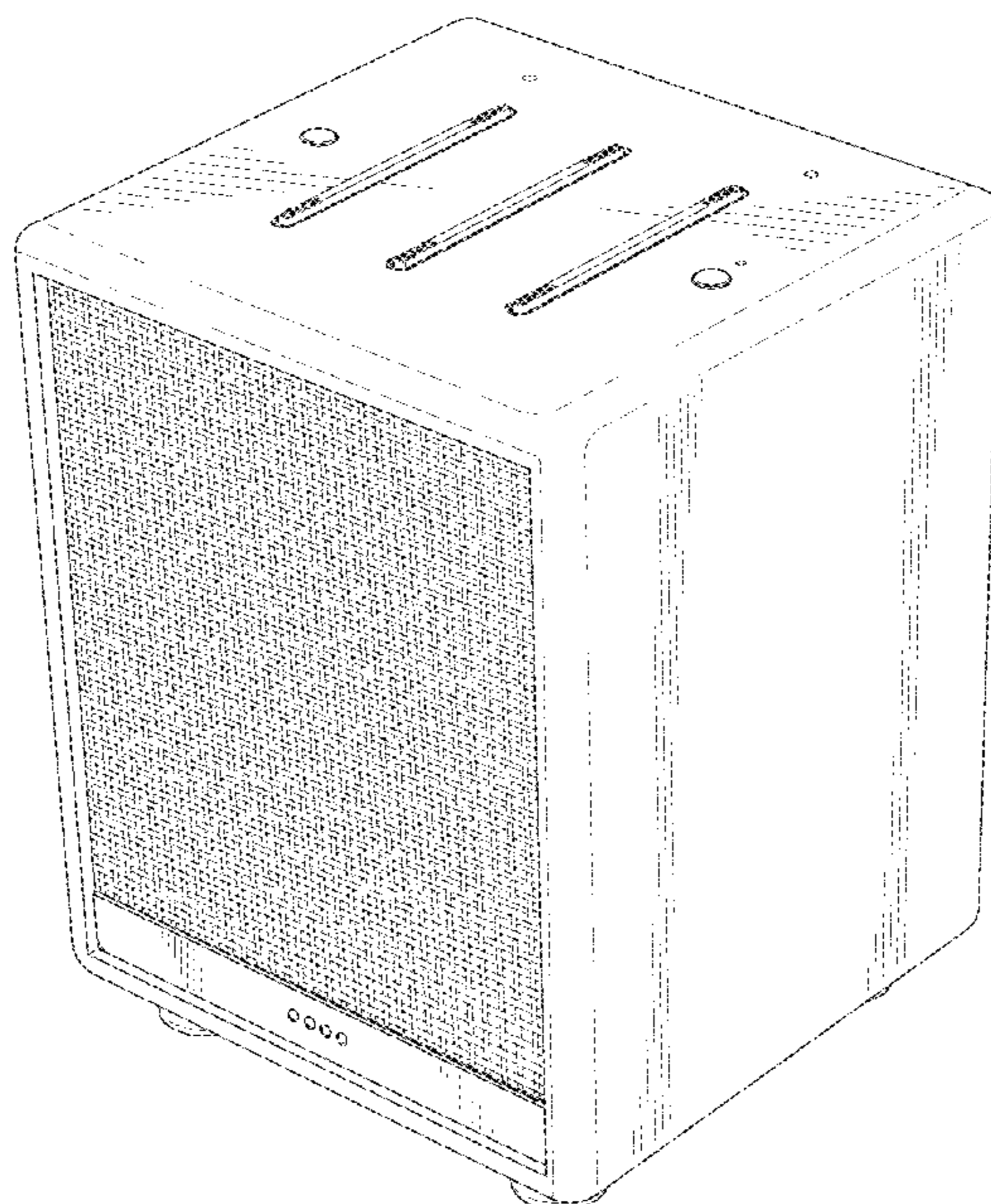
The broken lines in the drawings depict portions of the speaker that form no part of the claimed design.

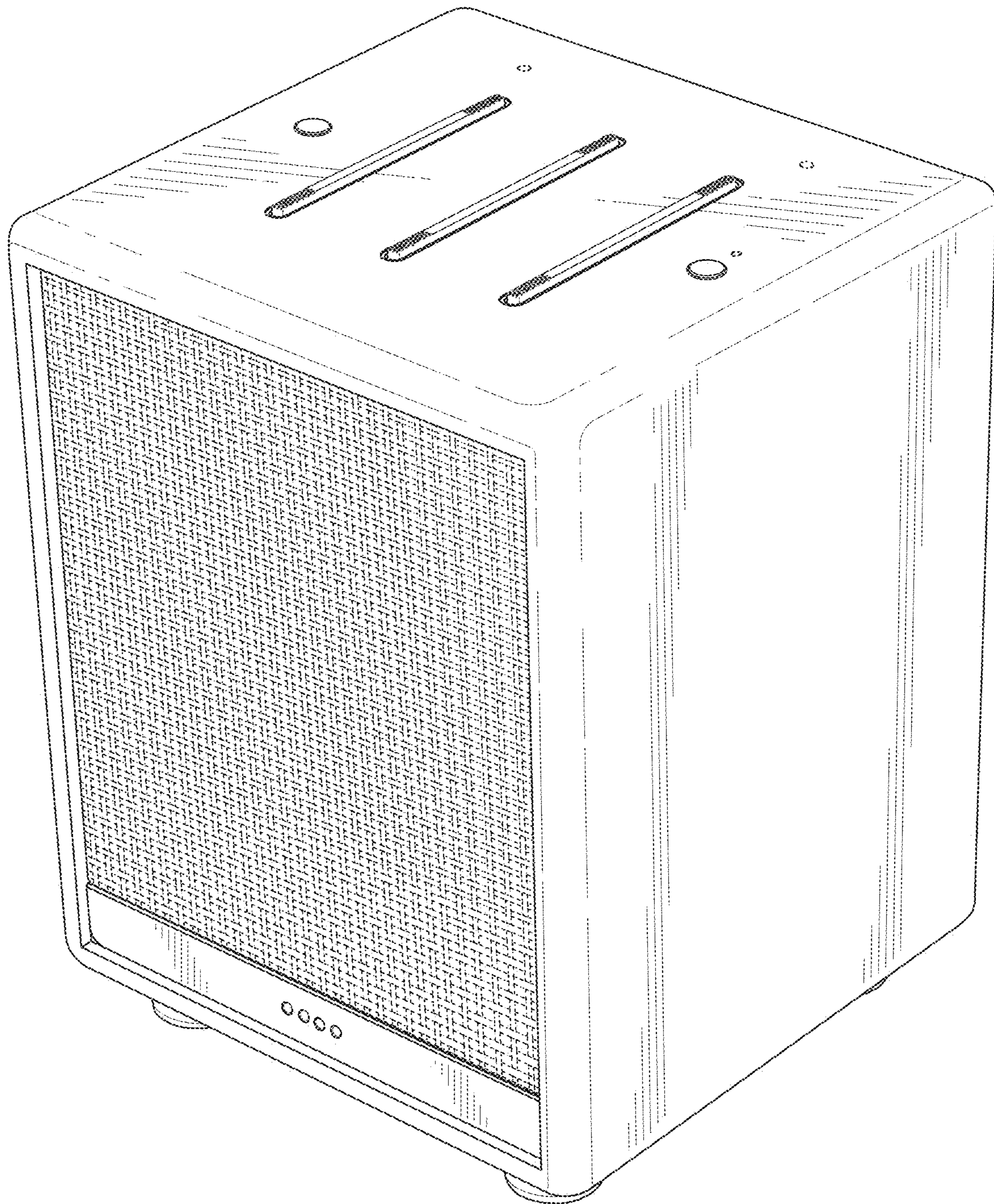
(56) **References Cited**

U.S. PATENT DOCUMENTS

D526,640 S *	8/2006	Chin	.....	D14/188
D546,814 S *	7/2007	Takita	.....	D14/188
D616,412 S *	5/2010	Garrett	.....	D14/171
D842,847 S *	3/2019	Walliser	.....	D14/240
D872,053 S *	1/2020	Lee	.....	D14/211
D919,609 S *	5/2021	Chen	.....	D14/242
D929,361 S *	8/2021	Bringman	.....	D14/204
D929,362 S *	8/2021	Bringman	.....	D14/204
D940,793 S *	1/2022	Kelter	.....	D21/332

**1 Claim, 7 Drawing Sheets**





**FIG. 1**


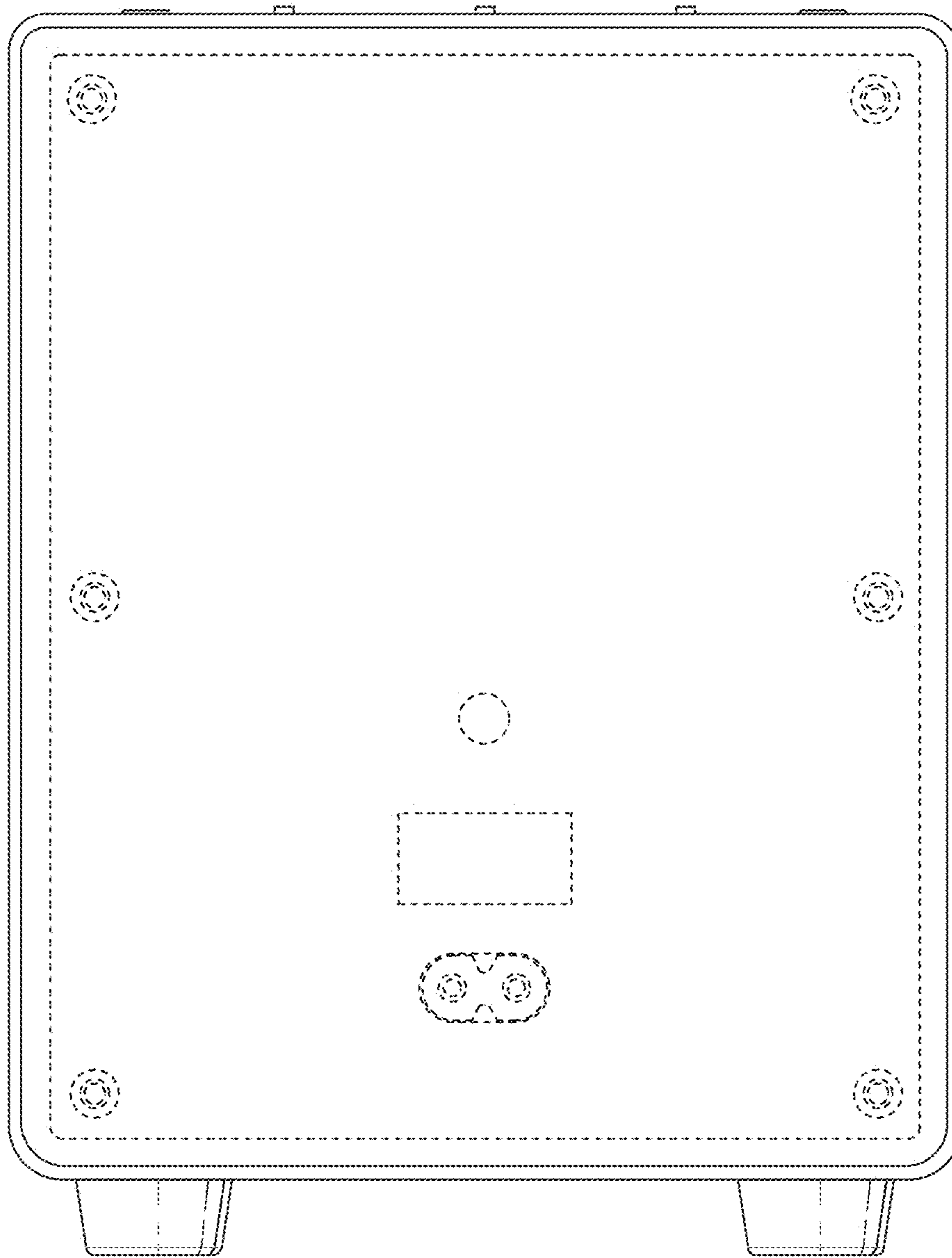



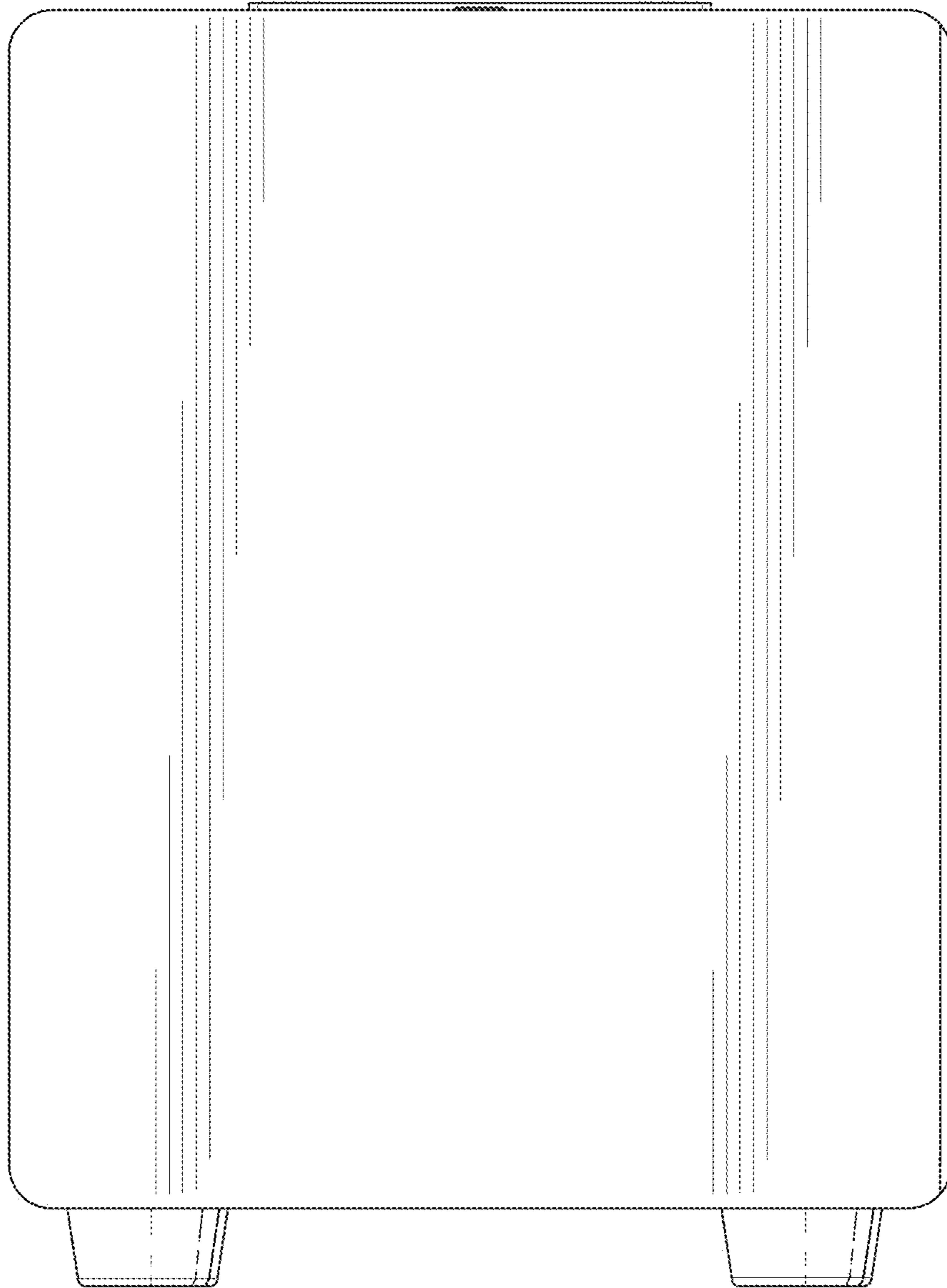
FIG. 2



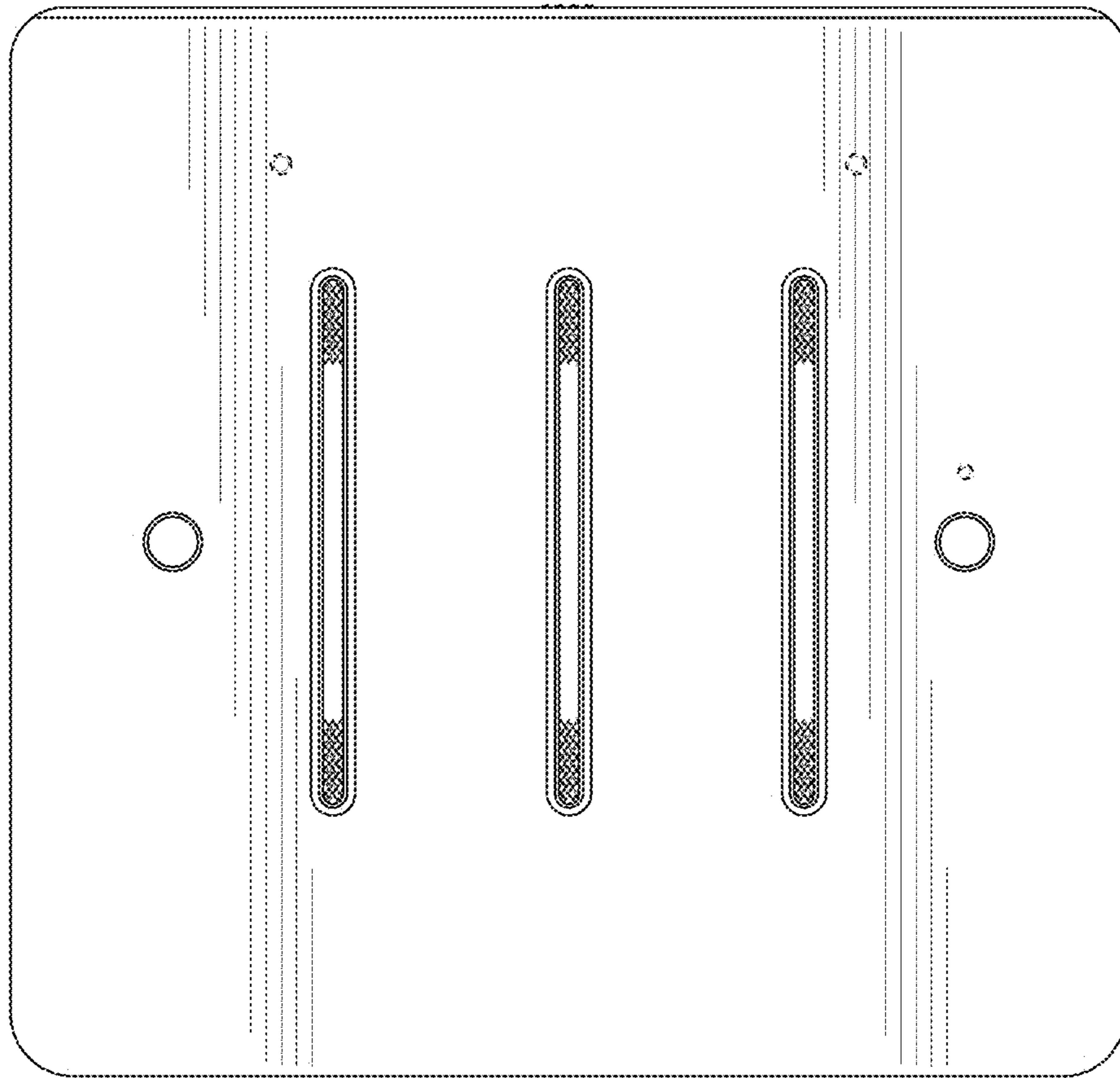
**FIG. 3**



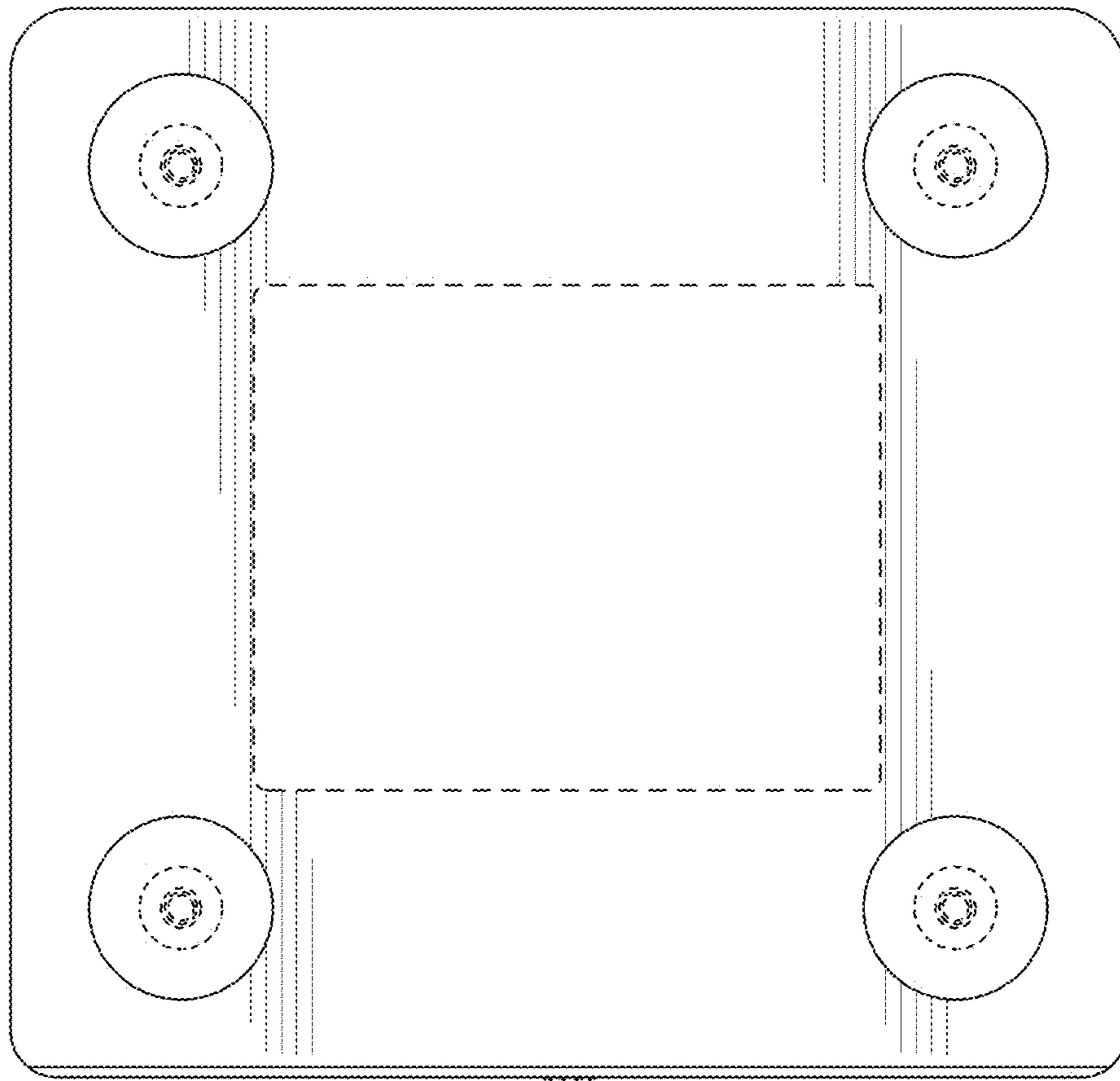
**FIG. 4**



*FIG. 5*



*FIG. 6*



*FIG. 7*